

FEAL




Z40



DALMO



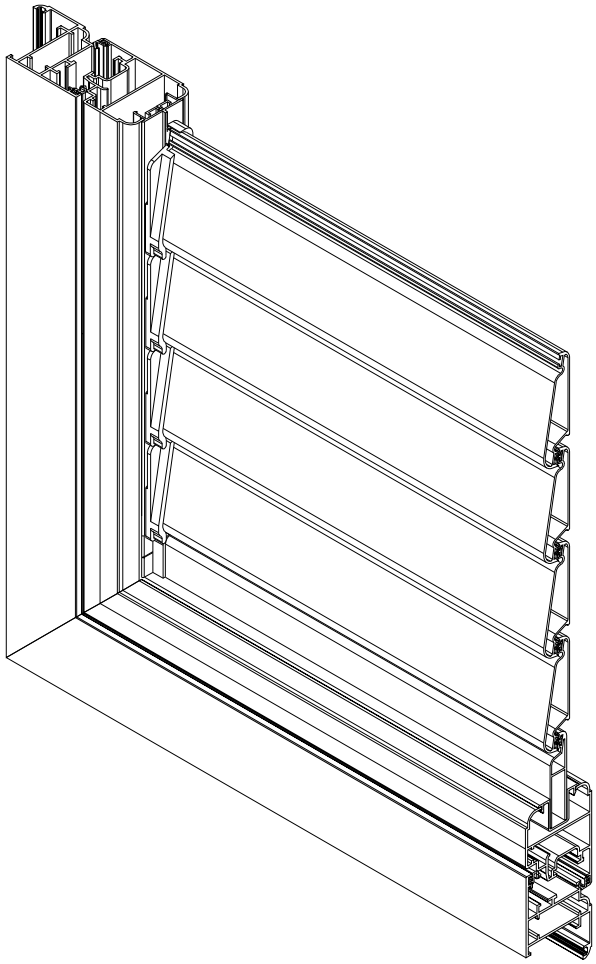
KLIZNE GRILJE



G45

GRILJE FEAL

LOUVER SHUTTERS



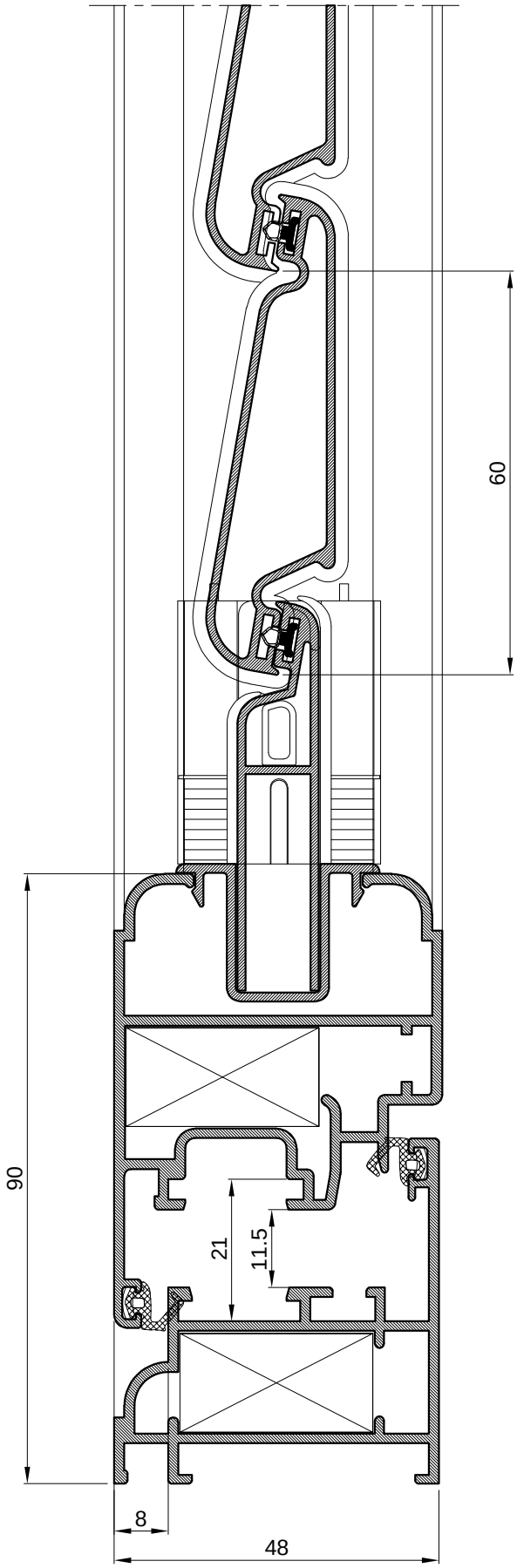
GRILJA Z40

SADRŽAJ

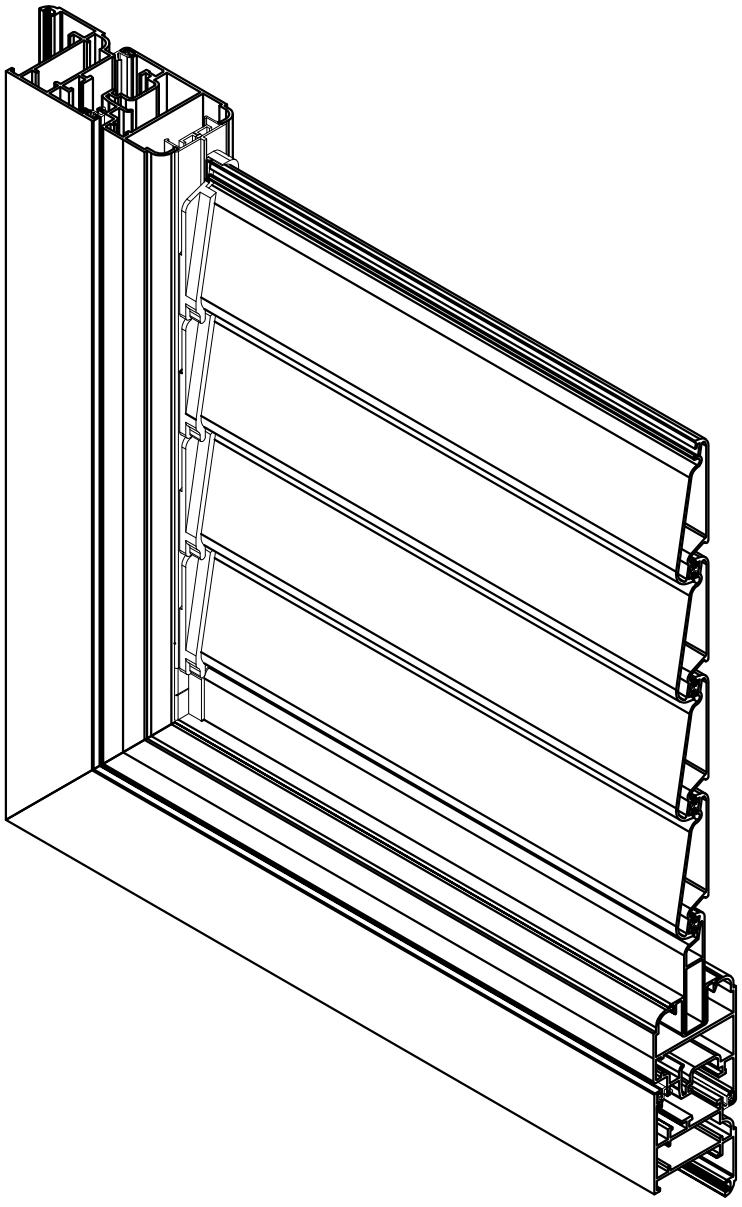
01	ZNAČAJKE SISTEMA	Grilja Z40	400.01.100-103
02	ISPITIVANJA I CERTIFIKATI	Grilja Z40	400.01.100-103
03	PROFILI	Grilja Z40	400.03.100-109
04	VEZNI ELEMENTI	Grilja Z40	400.04.100-103
05	PVC ELEMENTI	Grilja Z40	400.05.100-103
06	MEHANIZMI	Grilja Z40	400.06.100-107
07	BRTVILA	Grilja Z40	400.07.100-103
10	PRESJECI	Grilja Z40	400.10.100-121
11	OBRADA I MONTAŽA	Grilja Z40	400.11.100-137
12	REZNE LISTE	Grilja Z40	400.12.100-117

Značajke sistema /Grilja Z40/

GRILJA Z40



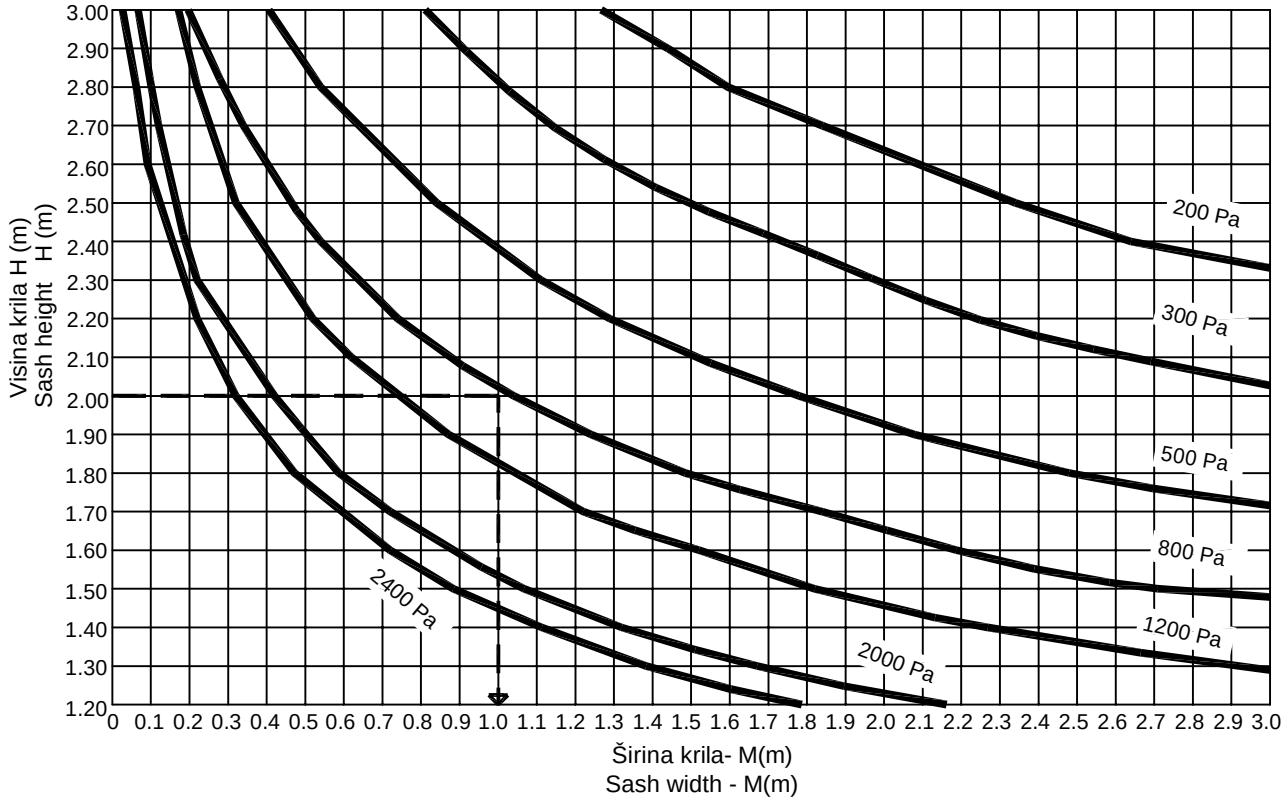
-Sistem profila **Grilja Z40** namjenjen je za izradu zaokretnih grilja u obliku prozora i vrata.
-Grilje su dugovječne, lagane, čvrste, postojane (materijal i površinska zaštita), te su otporne na vremenske i ostale utjecaje. Jednostavne su i praktične za rukovanje, čišćenje i održavanje.
-Odabir boje po izboru (u boji prema RAL karti, eloksaža te imitacija drveta).
-Ispuna grilje može biti pokretna (zaokretne lamele), fiksna (fiksne lamele) i škure (puna ispuna).
-Preklop okvira krila i rama je 8 mm.
-Žlijeb za okov je Eurožlijeb.



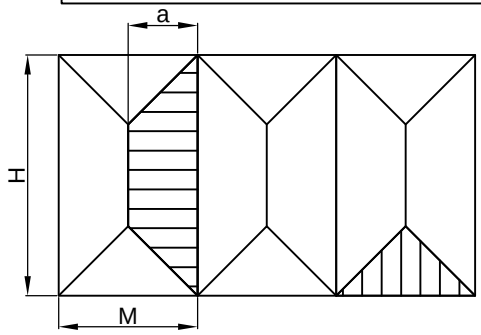
Ispitivanja i certifikati /Grilja Z40/

Opterećenje vjetrom

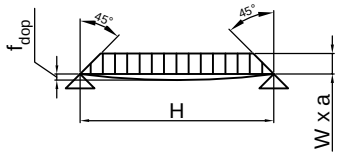
Statitički dijagrami



Primjer: Visina krila - H = 2.0 m
Opt. vjetrom = 800 Pa= 130 km/h
Rezultat: Moguća širina krila = 1 m
Tlak od 800 Pa odgovara opterećenju vjetrom od 130km/h

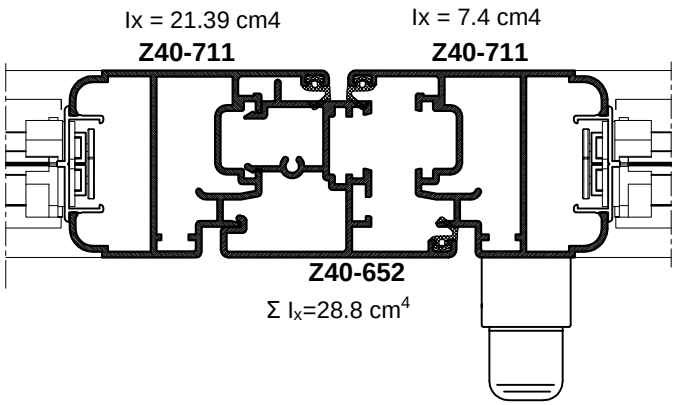


Trapeziodno opterećenje



$$I_x = \frac{W \times M \times H^4}{1920 \times E \times f_{dop}} \times \left(25 - 40\frac{a^2}{H^2} + 16\frac{a^2}{H^2}\right)$$

I_x	(cm^4)	= Moment inercije Moment of inertia
W	(kN/m^2)	= Opterećenje vjetrom Wind load
H	(m)	= Visina krila Sash height
E	(kN/mm^2)	= Modul elastičnosti Modulus of elasticity
f_{dop}	(mm)	= Dopušteni progib Deflection limit
a	(m)	= Širina opterećenja =L/a Load width
M	(m)	= Širina krila Sash width

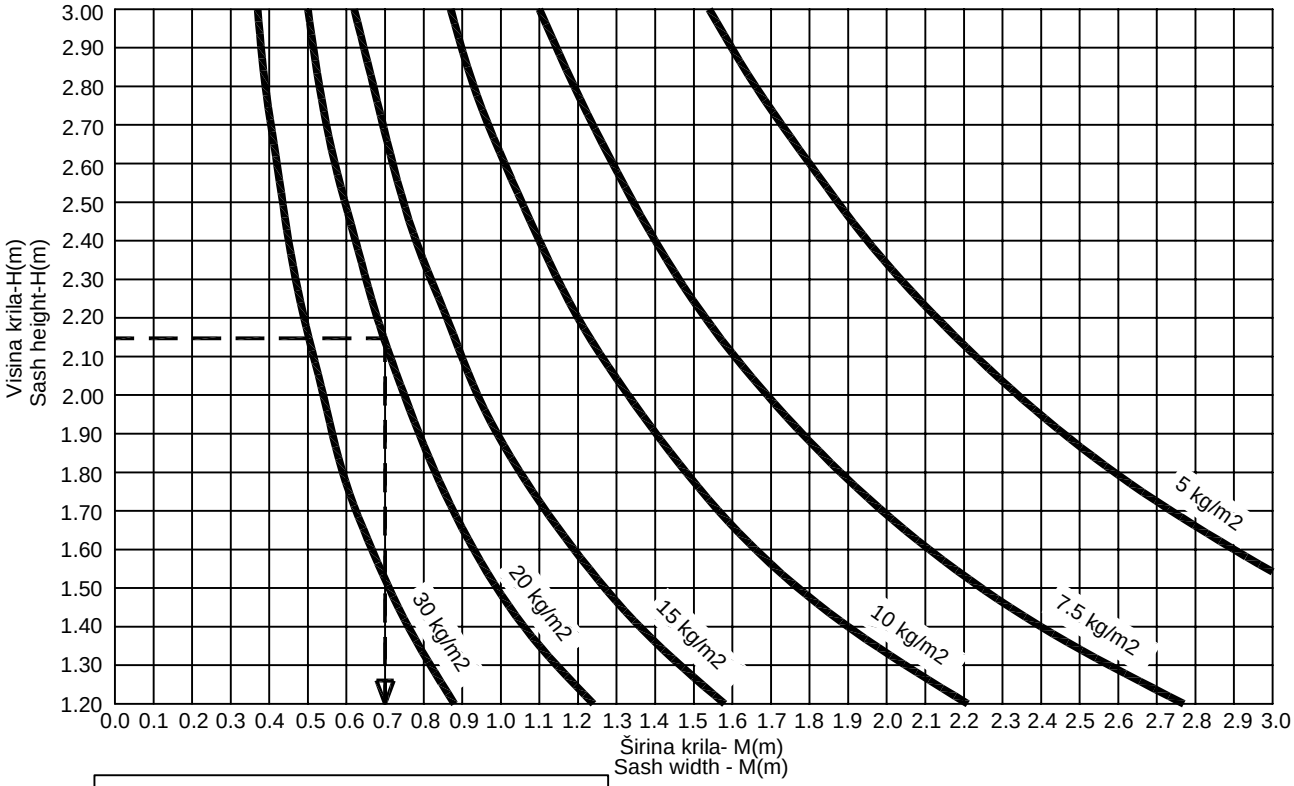


Odabir šarki:

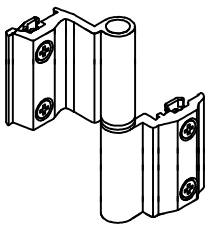
Artikli Article	H max	L Min	L Max	Max nosivost Max load capacity
Art. 110.007 (dvije šarke) Art. 110.007 (2 hinges)	2200 mm	-	1200 mm	80 Kg po krilu 80 Kg for sash
Art. 110.007 (tri šarke) Art. 110.007 (3 hinges)	2300 mm	-	1200 mm	90 Kg po krilu 90 Kg for sash

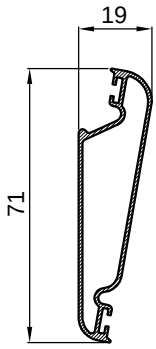
Maksimalna dopuštena težina krila

Statitički dijagrami

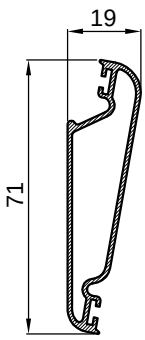


Primjer: Visina krila - H	= 2.15 m
Težina ispune	= 20 kg/m^2
Rezultat: Moguća širina krila - M	= 0.7 m
Maksimalna težina krila	=30kg





D45-074/L
kg/m^2 8,01

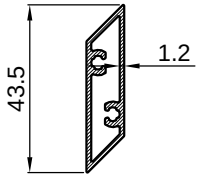


D45-074
kg/m^2 9.42

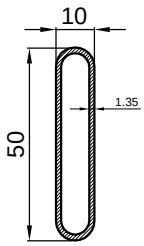
Odabir šarki:

Artikli Article	H max	L Min	L Max	Max nosivost Max load capacity
Art. 110.007 (dvije šarke) Art. 110.007 (2 hinges)	2200 mm	-	1200 mm	80 Kg po krilu 80 Kg for sash
Art. 110.007 (tri šarke) Art. 110.007 (3 hinges)	2300 mm	-	1200 mm	90 Kg po krilu 90 Kg for sash

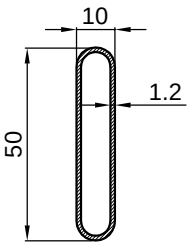
Max nosivost šarke 40 kg
Max load capacity of the hinge 40 kg



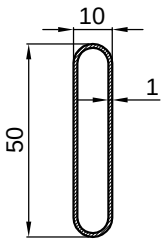
F-1608
kg/m^2 9.855



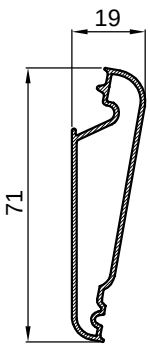
F-0187
kg/m^2 9.92



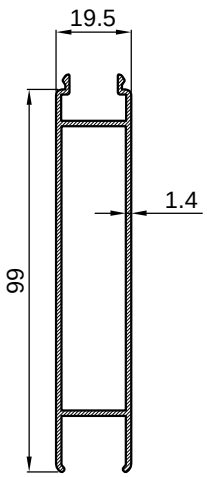
F-0187/A
kg/m^2 8.73



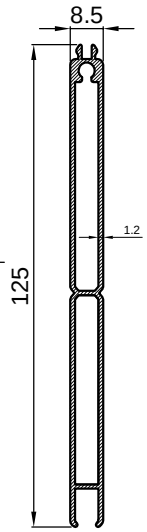
F-0187/L
kg/m^2 7.67



D45-081
kg/m^2 8.76

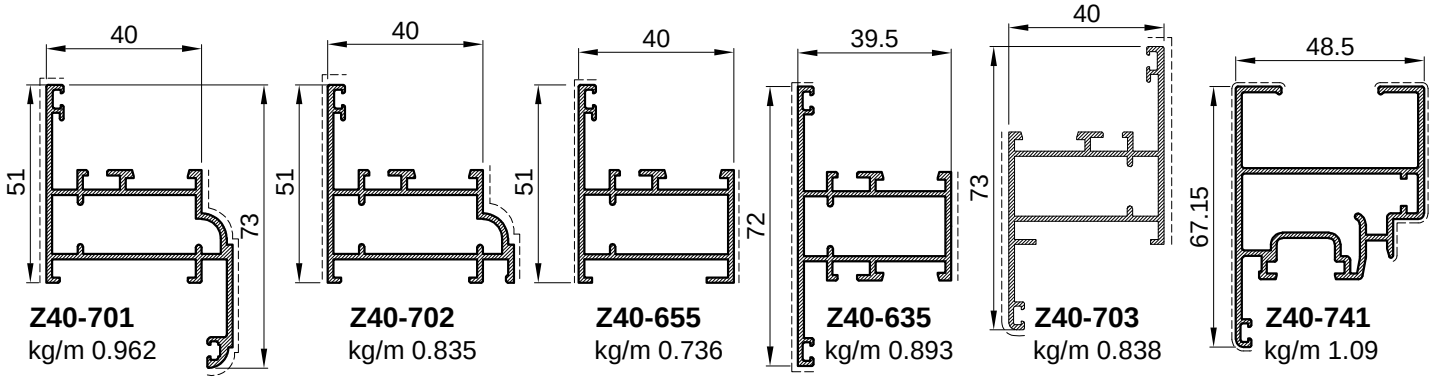


F-0681
kg/m^2 9,20



F-0714
kg/m^2 7,16

Profili
/Grilja Z40/



Z40-701
kg/m 0.962

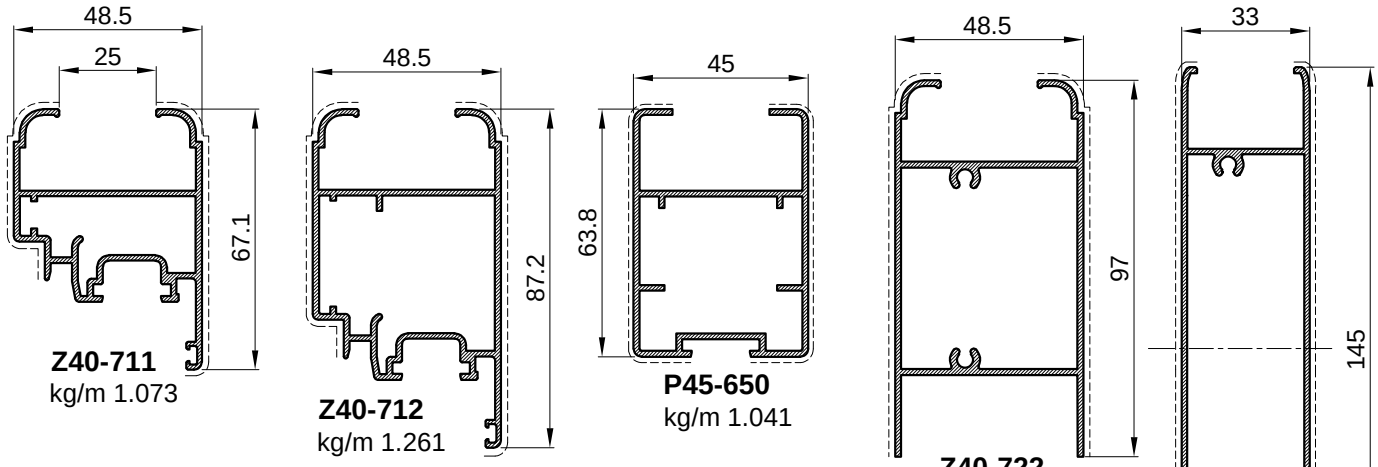
Z40-702
kg/m 0.835

Z40-655
kg/m 0.736

Z40-635
kg/m 0.893

Z40-703
kg/m 0.838

Z40-741
kg/m 1.09



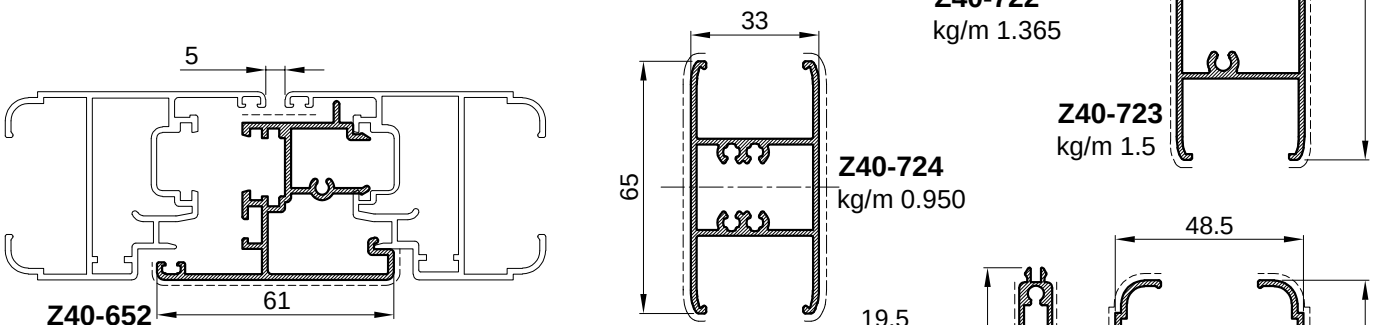
Z40-711
kg/m 1.073

Z40-712
kg/m 1.261

P45-650
kg/m 1.041

Z40-722
kg/m 1.365

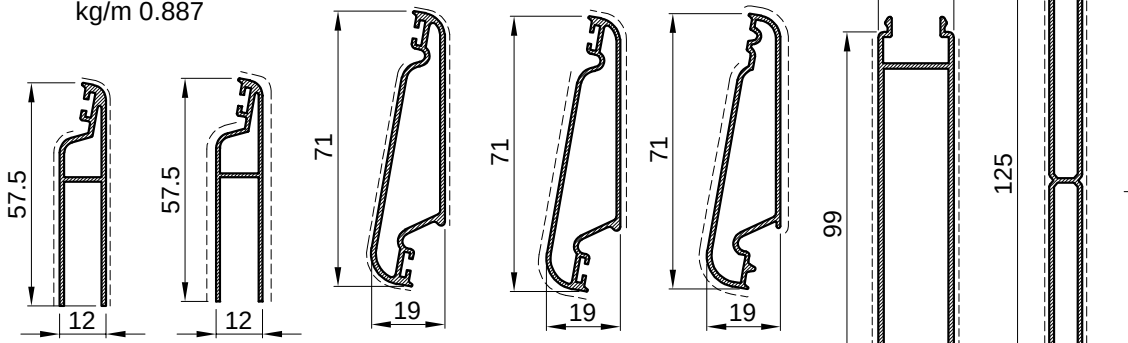
Z40-723
kg/m 1.5



Z40-652
kg/m 0.887

Z40-724
kg/m 0.950

Z40-721
kg/m 1.809



D45-075
kg/m 0.451

D45-075/L
kg/m 0.383

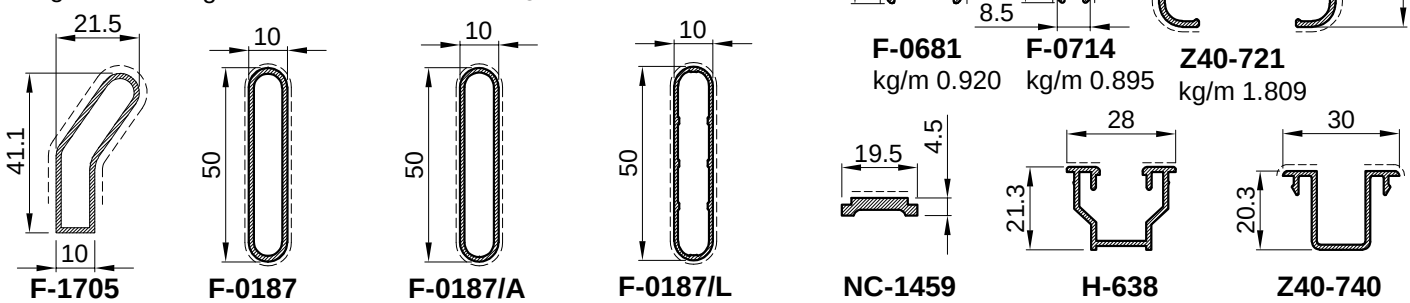
D45-074
kg/m 0.570

D45-074/L
kg/m 0.485

D45-081
kg/m 0.530

F-0681
kg/m 0.920

F-0714
kg/m 0.895



F-1705
kg/m 0.365

F-0187
kg/m 0.397

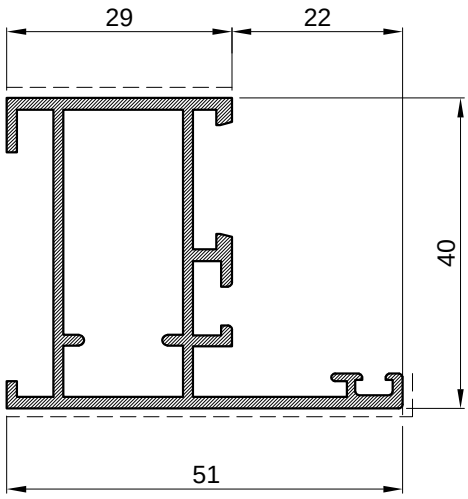
F-0187/A
kg/m 0.349

F-0187/L
kg/m 0.307

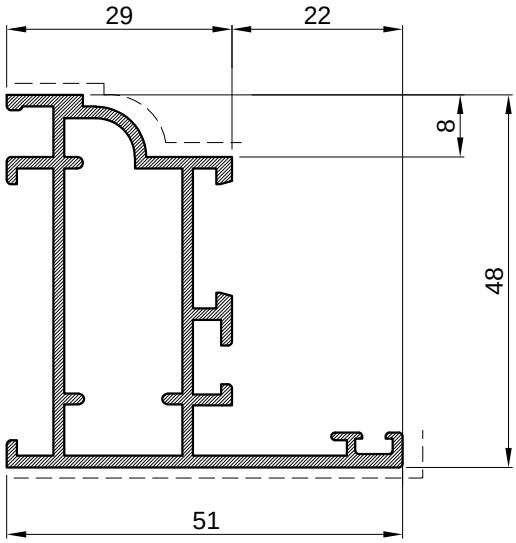
NC-1459
kg/m 0.156

H-638
kg/m 0.294

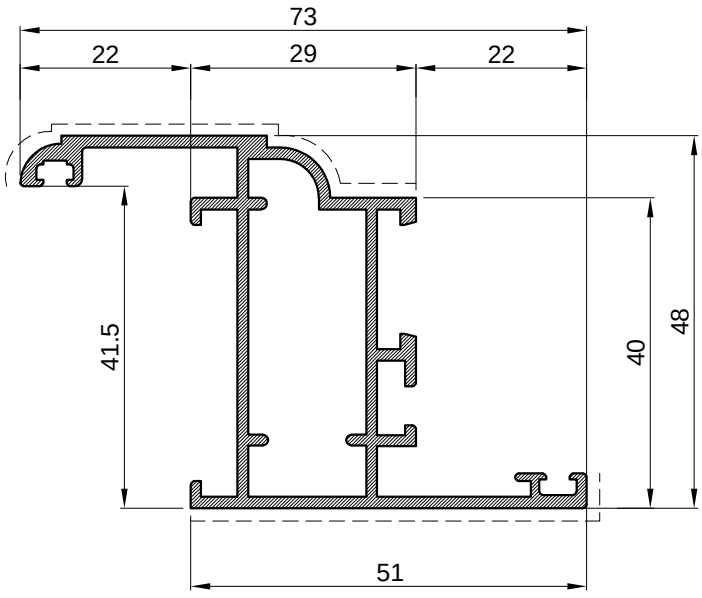
Z40-740
kg/m 0.266



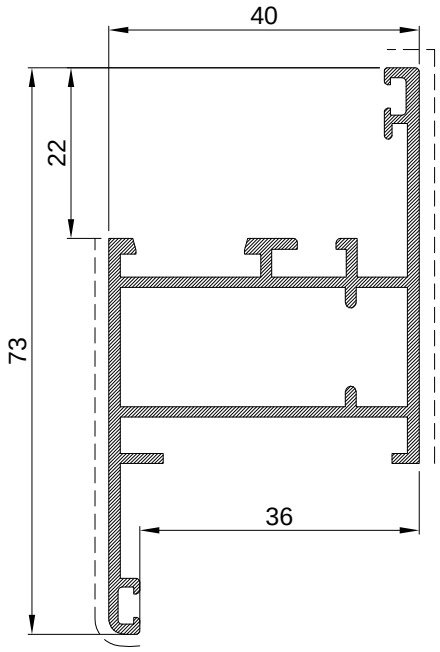
Ram grilje Z40		
Art.-Br.	**Z40-655**	
Težina	kg/m	**0.736**
Opseg	mm	273
Momenti inercije	Ix (cm4)	6.16
	Wx (cm4)	2.65
Dužina isporuke	mm	6500



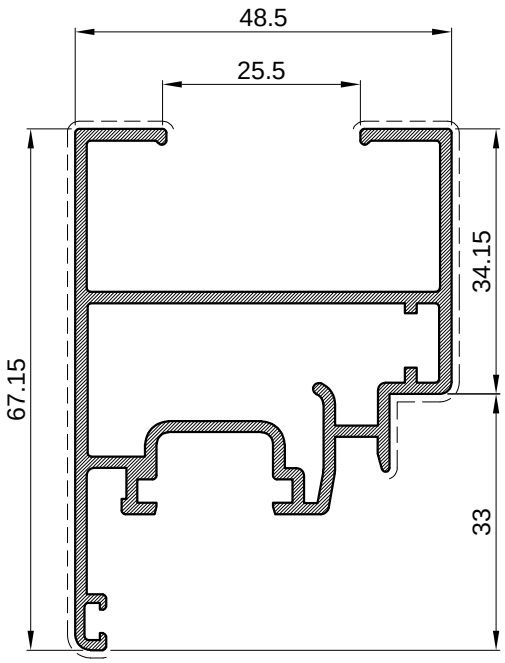
Ram grilje Z40		
Art.-Br.	**Z40-702**	
Težina	kg/m	**0.835**
Opseg	mm	291
Momenti inercije	Ix (cm4)	8.86
	Wx (cm4)	3.15
Dužina isporuke	mm	6500



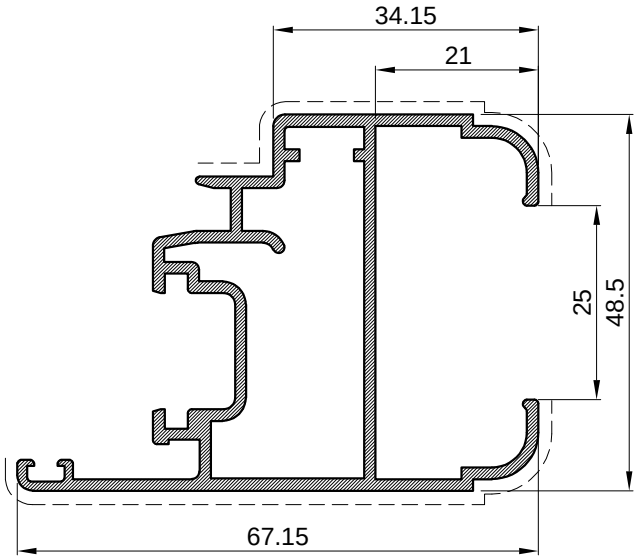
Ram grilje Z40		
Art.-Br.	**Z40-701**	
Težina	kg/m	**0.962**
Opseg	mm	351
Momenti inercije	Ix (cm4)	11.63
	Wx (cm4)	4.71
Dužina isporuke	mm	6500



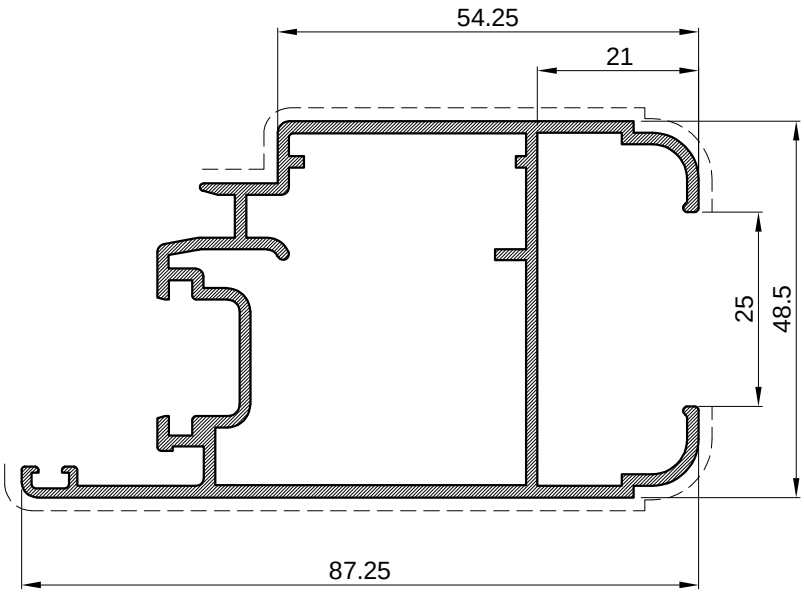
Ram grilje Z40		
Art.-Br.	**Z40-703**	
Težina	kg/m	**0.838**
Opseg	mm	329
Momenti inercije	Ix (cm4)	8.19
	Wx (cm4)	2.15
Dužina isporuke	mm	6500



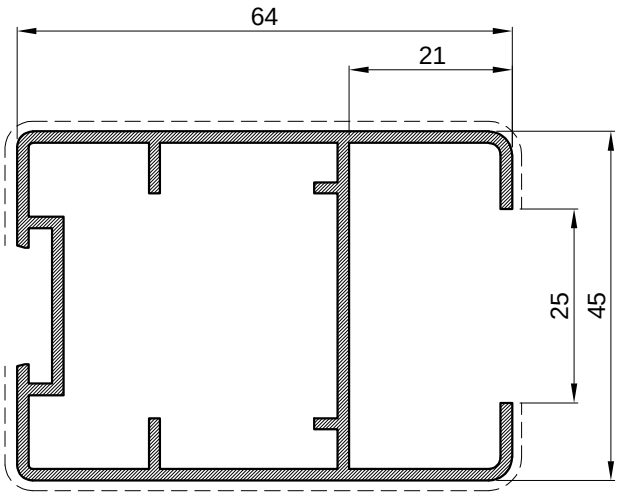
Krilo grilje Z40		
Art.-Br.	**Z40-741**	
Težina	kg/m	**1.09**
Opseg	mm	373.8
Momenti inercije	Ix (cm4)	11.12
	Wx (cm4)	2.99
Dužina isporuke	mm	6500



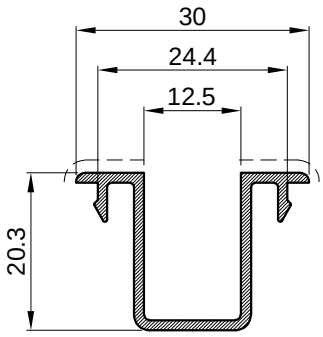
Krilo grilje Z40		
Art.-Br.	**Z40-711**	
Težina	kg/m	**1.073**
Opseg	mm	366
Momenti inercije	Ix (cm4)	12.43
	Wx (cm4)	4.6
Dužina isporuke	mm	6500



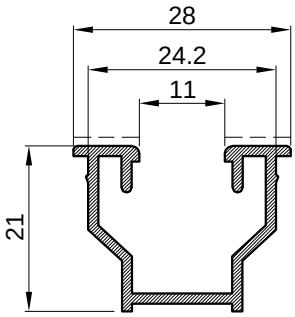
Krilo grilje Z40		
Art.-Br.	**Z40-712**	
Težina	kg/m	**1.261**
Opseg	mm	406
Momenti inercije	Ix (cm4)	16.02
	Wx (cm4)	6.03
Dužina isporuke	mm	6500



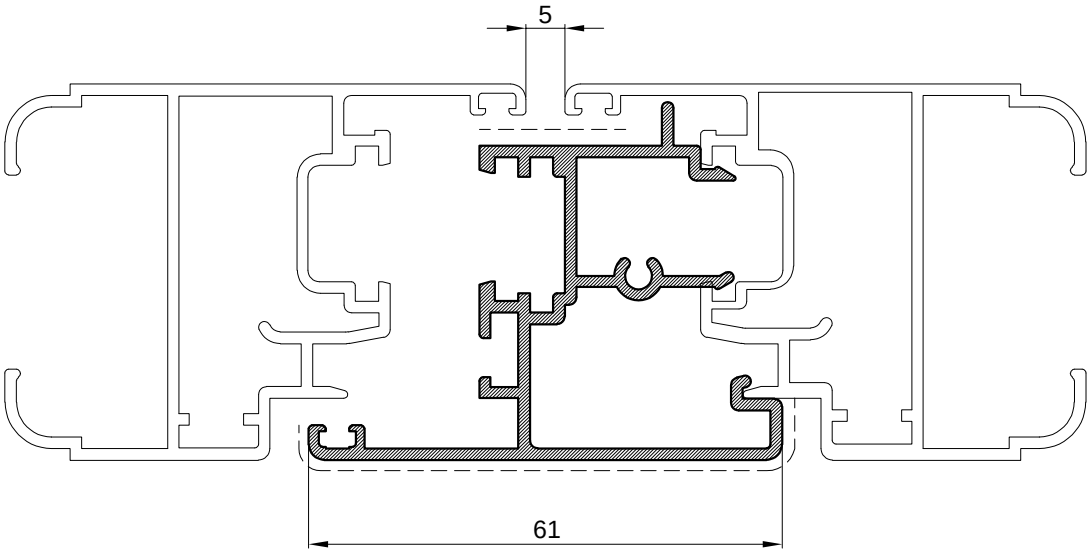
Krilo grilje bez okvira		
Art.-Br.	**P45-650**	
Težina	kg/m	**1.041**
Opseg	mm	307
Momenti inercije	Ix (cm4)	12.41
	Wx (cm4)	5.51
Dužina isporuke	mm	6500



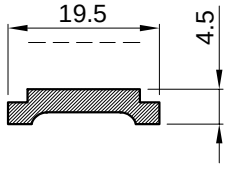
Prihvatnik početnog profila ispune grilje Z40		
Art.-Br.	**Z40-740**	
Težina	kg/m	**0.266**
Opseg	mm	154
m	mm	6500

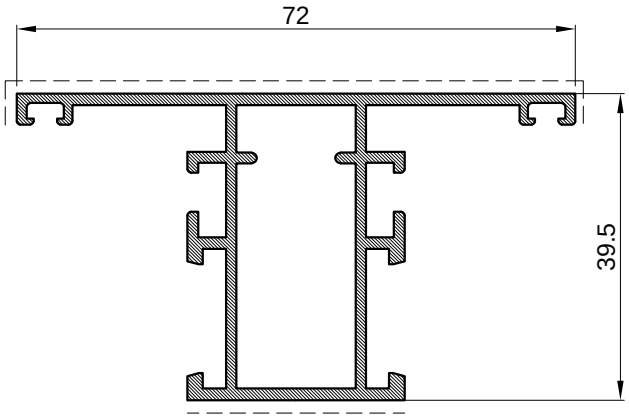


Prihvatnik početnog profila ispune grilje Z40		
Art.-Br.	**H-638**	
Težina	kg/m	**0.294**
Opseg	mm	167
Dužina isporuke	mm	6500



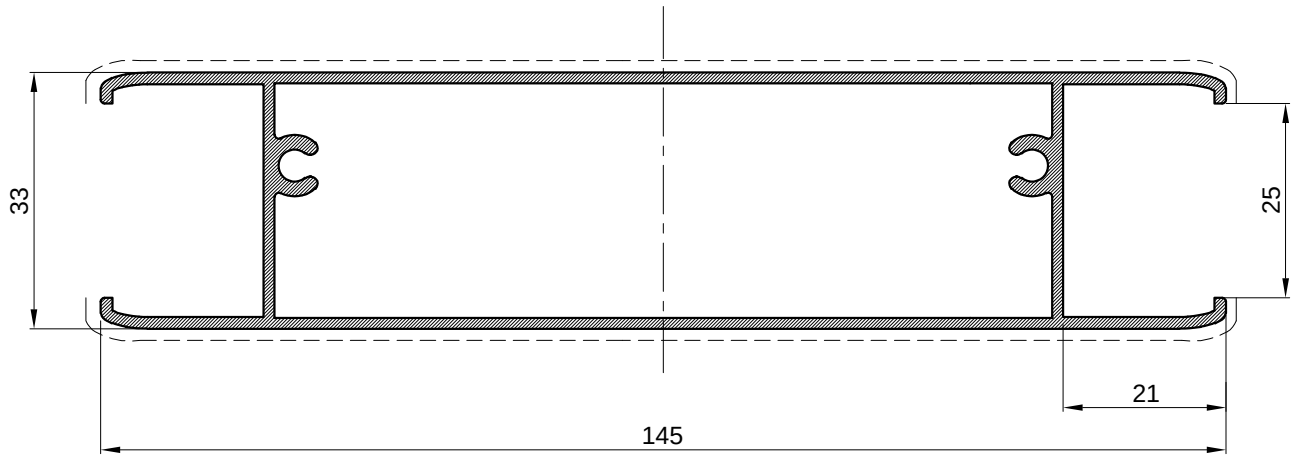
Kombatuta grilje Z40		
Art.-Br.	**Z40-652**	
Težina	kg/m	**0.887**
Opseg	mm	433
Momenti inercije	Ix (cm4)	7.4
	Wx (cm4)	2.61
Dužina isporuke	mm	6500



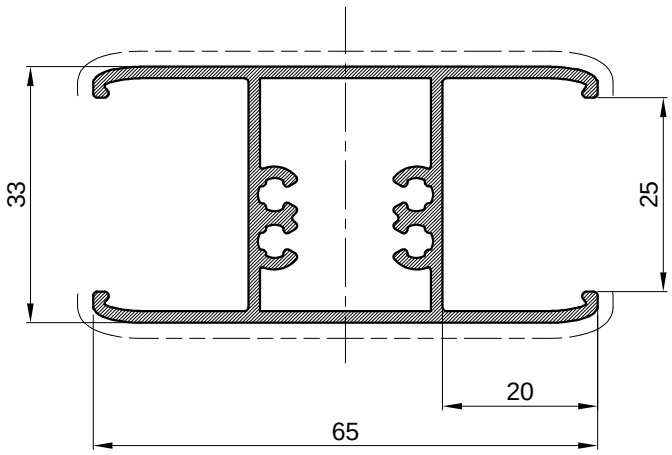


Prečka rama		
Art.-Br.	**Z40-635**	
Težina	kg/m	**0.893**
Opseg	mm	316
Momenti inercije	Ix (cm4)	6.52
	Wx (cm4)	7.76
Dužina isporuke	mm	6500

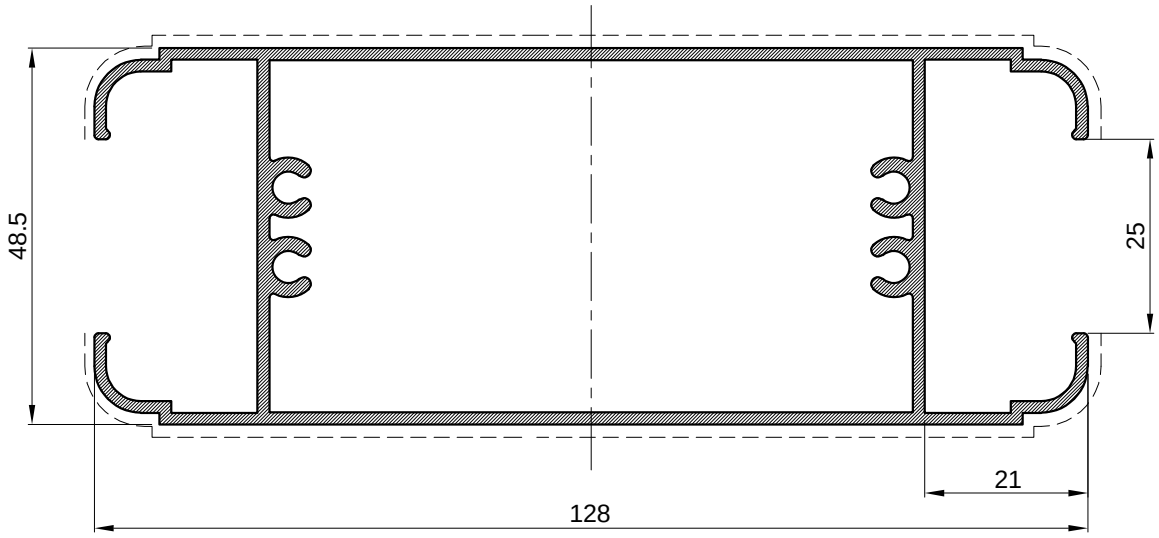
Klizač		
Art.-Br.	**NC-1459**	
Težina	kg/m	**0.156**
Opseg	mm	51
Dužina isporuke	mm	6500



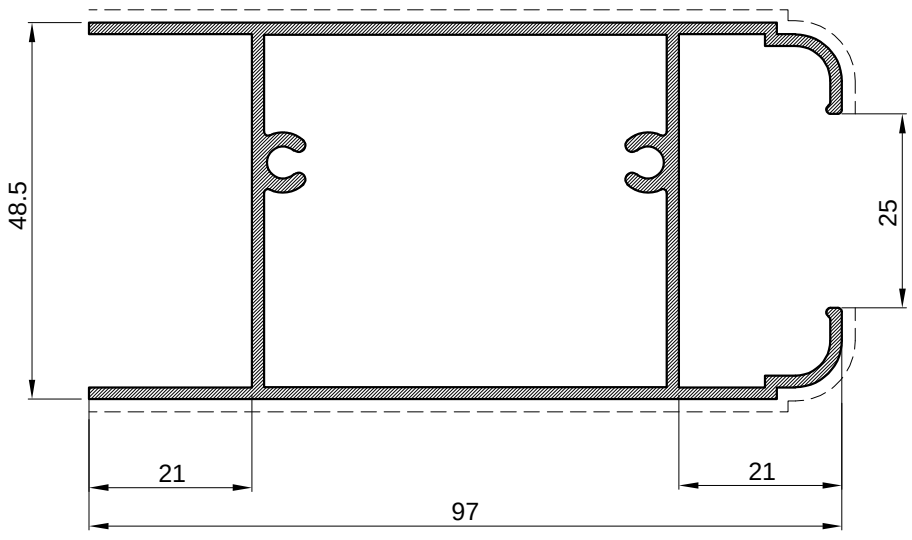
Prečka grilje Z40		
Art.-Br.	**Z40-723**	
Težina	kg/m	**1.500**
Opseg	mm	451
Momenti inercije	Ix (cm4)	11.21
	Wx (cm4)	6.64
Dužina isporuke	mm	6500



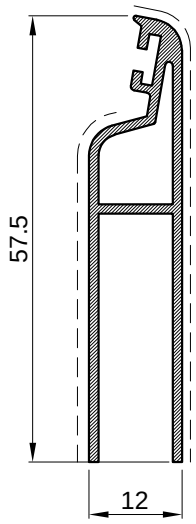
Prečka grilje Z40		
Art.-Br.	**Z40-724**	
Težina	kg/m	**0.950**
Opseg	mm	288
Momenti inercije	Ix (cm4)	9.59
	Wx (cm4)	2.95
Dužina isporuke	mm	6500



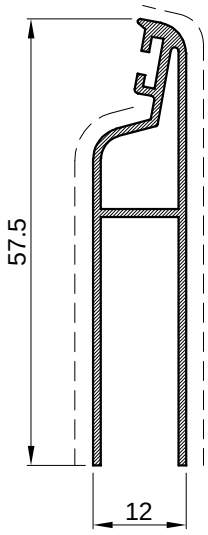
Prečka grilje Z40		
Art.-Br.	**Z40-721**	
Težina	kg/m	**1.809**
Opseg	mm	502
Momenti inercije	Ix (cm4)	25.33
	Wx (cm4)	10.38
Dužina isporuke	mm	6500



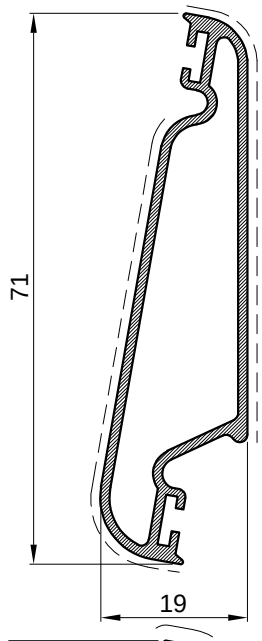
Prečka grilje Z40		
Art.-Br.	**Z40-722**	
Težina	kg/m	**1.365**
Opseg	mm	408
Momenti inercije	Ix (cm4)	19.44
	Wx (cm4)	7.84
Dužina isporuke	mm	6500



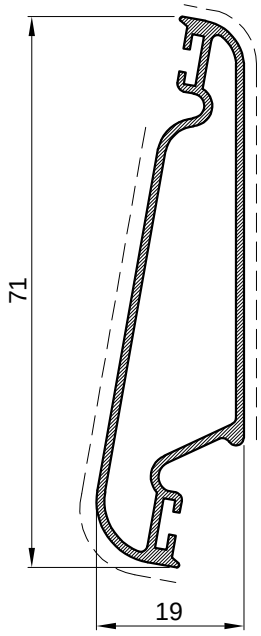
Početni profil ispune		
Art.-Br.	**D45-075**	
Težina	kg/m	**0.451**
Opseg	mm	215
Dužina isporuke	mm	6500



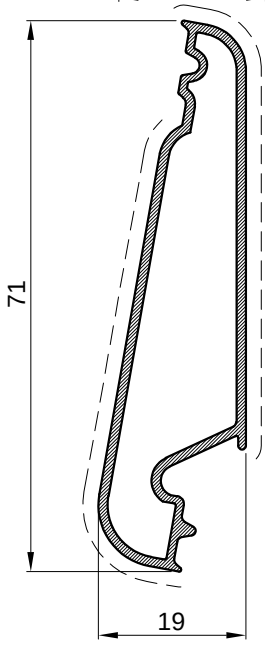
Početni profil ispune		
Art.-Br.	**D45-075/L**	
Težina	kg/m	**0.383**
Opseg	mm	214
Dužina isporuke	mm	6500



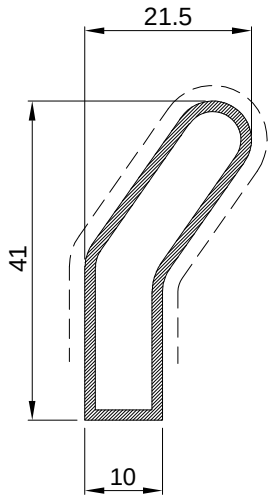
Profil ispune		
Art.-Br.	**D45-074**	
Težina	kg/m	**0.570**
Opseg	mm	195
Dužina isporuke	mm	6500



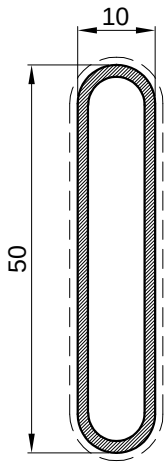
Profil ispune		
Art.-Br.	**D45-074/L**	
Težina	kg/m	**0.485**
Opseg	mm	195
Dužina isporuke	mm	6500



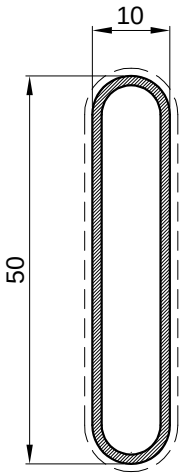
Profil ispune		
Art.-Br.	**D45-081**	
Težina	kg/m	**0.530**
Opseg	mm	174
Dužina isporuke	mm	6500



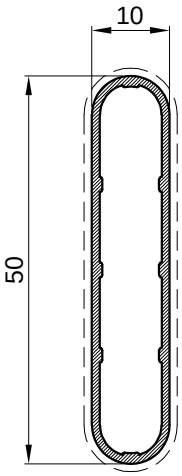
Profil ispune		
Art.-Br.	**F-1705**	
Težina	kg/m	**0.365**
Opseg	mm	105
Dužina isporuke	mm	6500



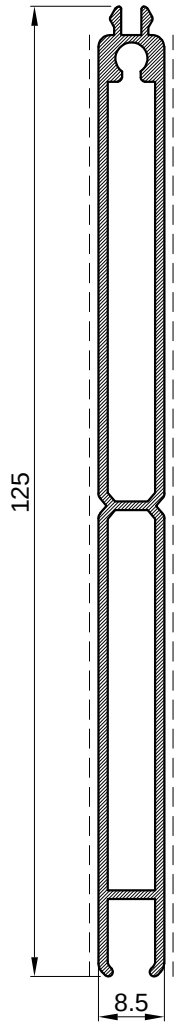
Profil ispune		
Art.-Br.	**F-0187**	
Težina	kg/m	**0.397**
Opseg	mm	111
Dužina isporuke	mm	6500



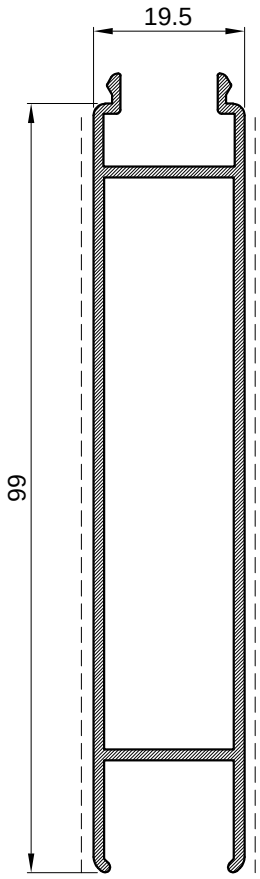
Profil ispune		
Art.-Br.	**F-0187/A**	
Težina	kg/m	**0.349**
Opseg	mm	111
Dužina isporuke	mm	6500



Profil ispune		
Art.-Br.	**F-0187/L**	
Težina	kg/m	**0.307**
Opseg	mm	111
Dužina isporuke	mm	6500

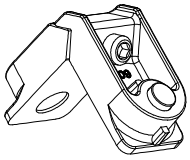
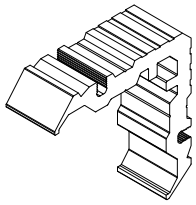
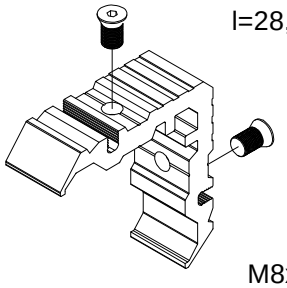
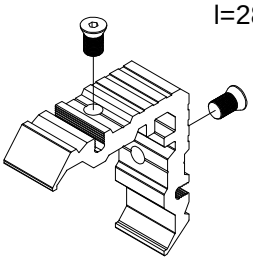
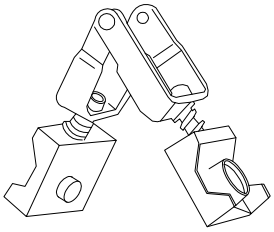
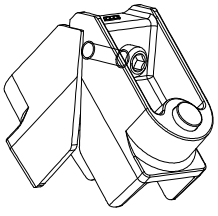


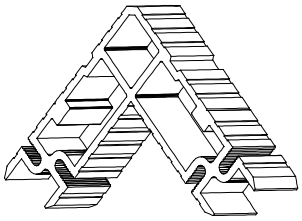
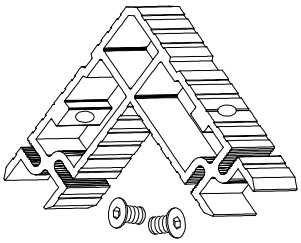
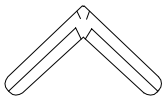
Profil ispune		
Art.-Br.	**F-0714**	
Težina	kg/m	**0.895**
Opseg	mm	294
Dužina isporuke	mm	6500



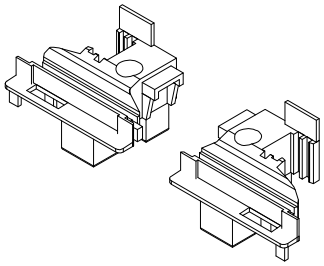
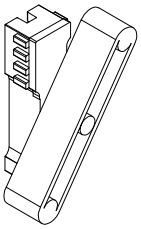
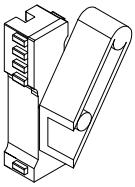
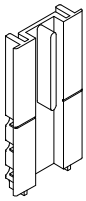
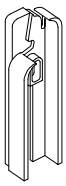
Profil ispune		
Art.-Br.	**F-0681**	
Težina	kg/m	**0.920**
Opseg	mm	304
Dužina isporuke	mm	6500

Vezni elementi /Grilja Z40/

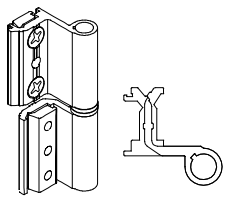
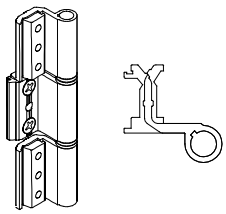
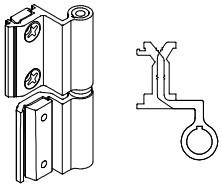
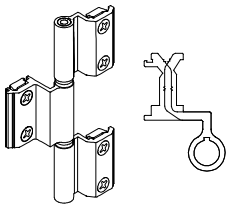
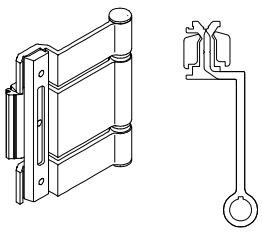
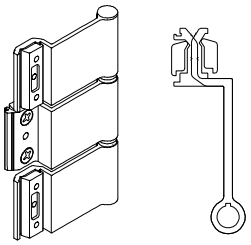
CODE	Izgled-presjek	Opis	Materijal	Nap.
730.008		- Kutna spojnica prozora-za komoru 29x15.2 - Stara oznaka: 0409 ,1001	Al	
710.450	l=28,5mm 	- Kutna spojnica za komoru 29x15,2 - Za profile:Z40-702, Z40-711	Al.	
710.458	l=28,5mm  M8x13	- Kutna spojnica za komoru 29x15,2 - Za profile:Z40-702, Z40-711	Al.	
710.468	l=28,5mm  M8x13	- Kutna spojnica za komoru 29x15,2-nesimetrična	Al.	
731.001		- Kutna spojnica za promjenjiv kut za komoru 29x15.2 - Stara oznaka: 0909	Zamak #3	
730.009		- Kutna spojnica prozora -za komoru 29x35.5 - Stara oznaka: 4004 ,2001	Al	

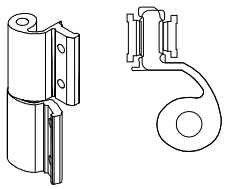
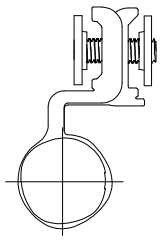
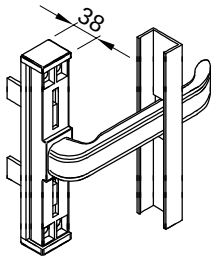
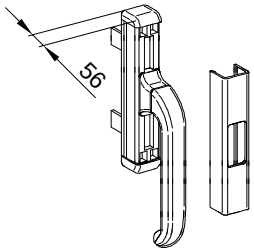
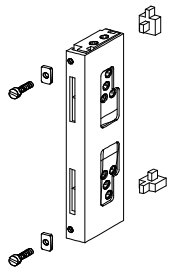
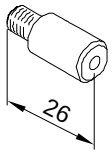
CODE	Izgled-presjek	Opis	Materijal	Nap.
710.059	L=28,5mm 	- Kutna spojnica za komoru 29x35,5 - Stara oznaka K-0795	Al.	
710.072	L=28,5mm  M8x13	- Kutna spojnica za komoru 29x35,5 - Stara oznaka K-0795	Al.	
730.001		- Kutna spojnica za komoru 1.7x4.7 - Stara oznaka: G112	Inox	

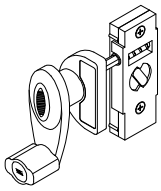
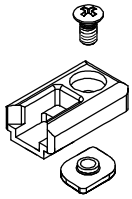
PVC elementi
/Grilja Z40/

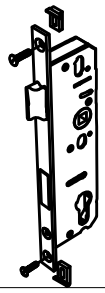
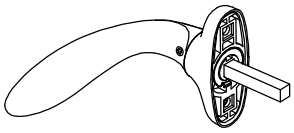
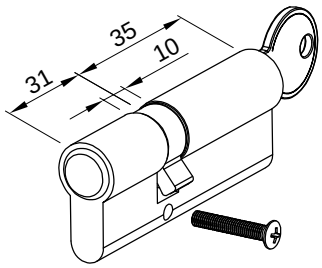
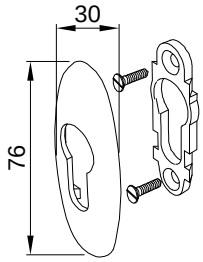
CODE	Izgled-presjek	Opis	Materijal	Nap.
363.008		- Umetak profila za okretanje Z40-652-otvaranje unutra - Stara oznaka: GT 402,2107,2274	PVC	
373.005		-Umetak za fiksnu grilju -umeće se u profil H-638 -prihvaća profil lamele F-0187 - Stara oznaka: 2101-PR		L+D
373.005.99		-Početni i završni umetak za fiksnu grilju -umeće se u profil H-638 -prihvaća profil lamele F-1705		L+D
370.064		-Umetak za mehanizma (utor 25mm), za početnu i završnu lamelu kod grilje sa pokretnim lamelama. - B.B.C. Italija	PVC	
370.065		-Umetak za početnu i završnu lamelu kod grilje sa pokretnim lamelama. - B.B.C. Italija	PVC	

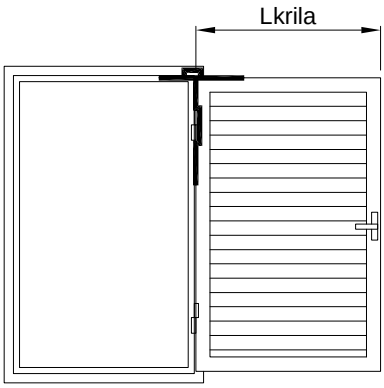
Mehanizmi
/Grilja Z40/

CODE	Izgled-presjek	Opis	Materijal	Nap.
111.001.01 02 03		- Dvodijelna šarka *EURO ŽLIJEB* - Stara oznaka E-100 - Boje: 01- bijela; 02 - siva;03 - crna		
111.002.01 02 03		- Trodjelna šarka *EURO ŽLIJEB* - Stara oznaka E-120 - Boje: 01- bijela; 02 - siva;03 - crna		
111.003.01 02 03		- Dvodijelna šarka-vani *EURO ŽLIJEB* - Stara oznaka EV-110 - Boje: 01- bijela; 02 - siva;03 - crna		
111.004.01 02 03		- Trodjelna šarka-vani *EURO ŽLIJEB* - Stara oznaka EV-130 - Boje: 01- bijela; 02 - siva;03 - crna		
111.013.01 02 03		- Trodijelna prozorska šarka-otvaranje vani (*EURO ŽLIJEB)* -izbacuje krilo 100 mm - Stara oznaka EV-140 - Boje: 01- bijela; 02 - siva;03 - crna		
111.014.01 02 03		- Trodijelna šarka za vrata - otvaranje vani (*EURO ŽLIJEB)* -izbacuje krilo 100 mm - Stara oznaka EV-160 - Boje: 01- bijela; 02 - siva;03 - crna		

CODE	Izgled-presjek	Opis	Materijal	Nap.
114.001.01 **02** **03**		- Dvodijelna šarka-*EURO ŽLIJEB* - Stara oznaka 2006.00.305-s 310-b 313-c		
113.003.01 **02** **03**		- Dvodijelna šarka-*EURO ŽLIJEB* - Stara oznaka: VENUS - Boje: 01- bijela; 02 - siva;03 - crna		
100.000.01 **02** **03**		- Ručka grilje-uska - Stara oznaka: 1056		
105.004.01 **02** **03**		- Ručka grilje-široka - Stara oznaka: 1004		
143.022		- Vezni elementi ručke i klizača - Stara oznaka: 2250	Inox	
143.023		- Vezni elementi ručke i klizača-vijak - Stara oznaka: 2255	Inox	

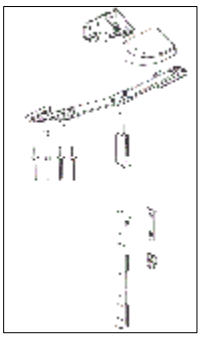
CODE	Izgled-presjek	Opis	Materijal	Nap.
140.073.01 03		- Ručica za pokretanje lamela grilje sa vijcima i mehanizmom -Stara oznaka: BBC -Boje 01- bijela; 03- crna Za mehanizam 25 mm		
140.040.01 03		Element za pokretnu grilju- *-umeće se u profil krila grilje* *-prihvaća lamele D45-074* - stara oznaka SP-X za lamele D45-074 -Boje 01- bijela; 03- crna Mehanizam za utor 25 mm		
143.001		- Zapinjač - Stara oznaka: GS 2114		
143.002		-Zapinjač-krakun za pasivno krilo - Stara oznaka: GS 2111		
143.003		- Jednostrani prihvat zapinjača - Stara oznaka GS 1314		
140.051		- Mehanizam za fiksiranje grilje Z40 u otvorenom položaju - Stara oznaka Cobra (Esinplast)		

CODE	Izgled-presjek	Opis	Materijal	Nap.
124.001		- Brava 35 mm sa jezičkom - Stara oznaka: 3022	Inox Čelik	
104.001.01 **02** **03**		- Ručke za vrata (par) - Stara oznaka: 1032.00 - Boje: 01- bijela; 02 - siva;03 - crna	AlSi Zamak	
124.015		- Uložak za bravu 31/35 -Stara oznaka: 5053.00.520		
124.004.01 **02** **03**		- Štitnik cilindra za bravu (par) - Stara oznaka: 1016.00 - Boje: 01- bijela; 02 - siva;03 - crna	Zn Čelik	
125.001		-Prihvatnik jezička brave (šild) - Stara oznaka: 6862/25	Prokrom Čelik	



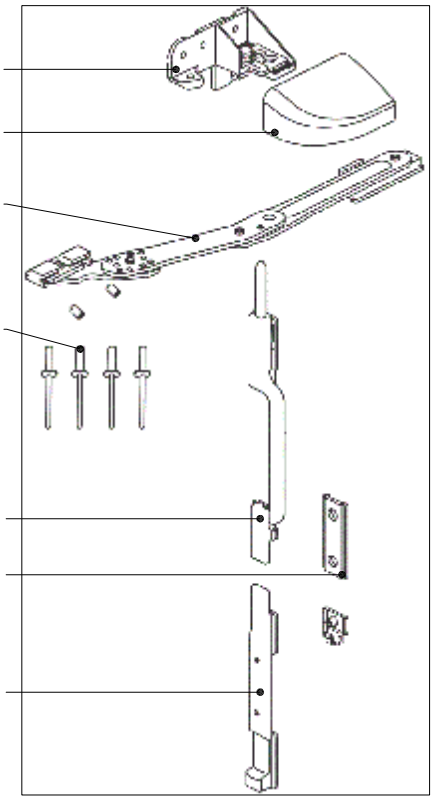
Mehanizam art.140.051 -za fiksiranje krila u otvorenom položaju

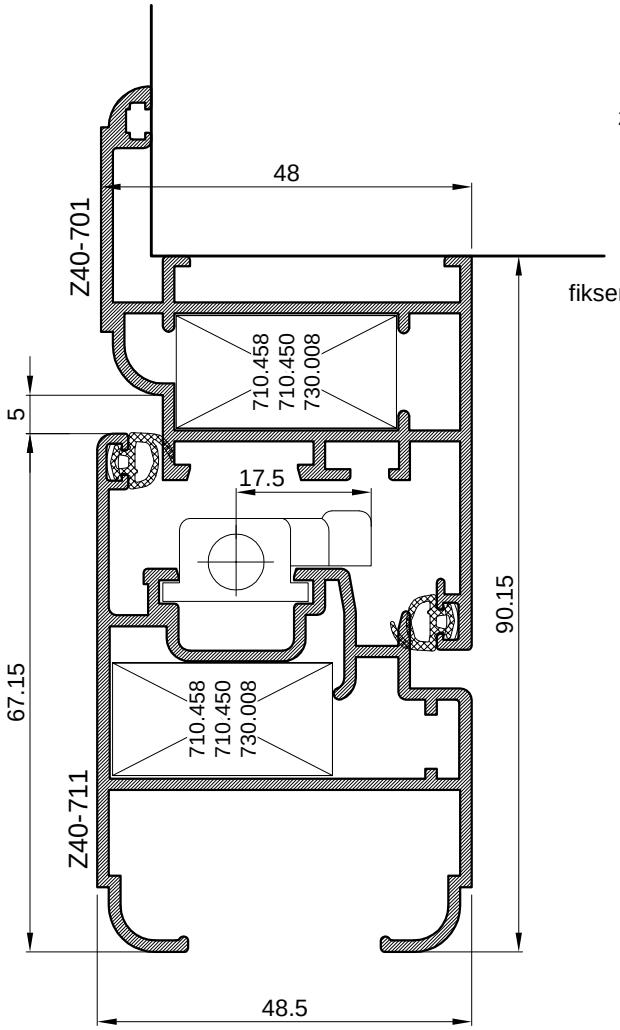
-za profile s eurožlijebom

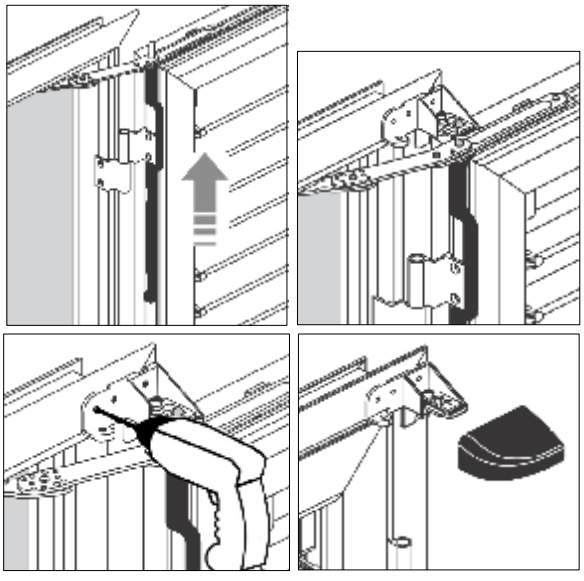


Art. 140.051

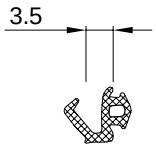
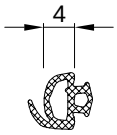
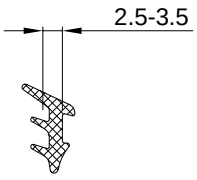
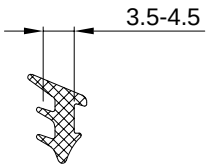


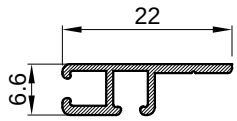
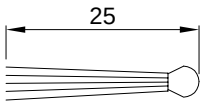







Brtvila
/Grilja Z40/

CODE	Izgled-presjek	Opis	Materijal	Nap.
321.006		-Brtva u krilu -Stara oznaka (Z106)	EPDM	61
321.001		- Brtva u krilu - Stara oznaka 210.001.090 (Z106)	EPDM	61
344.014		- Brtva na spoju lamela - Stara oznaka: C781-M	EPDM	
348.010		-Brtva na spoju lamela -Oznaka proizvođača: 01104 (Complastex)	Koekstruzija PVC	
311.001		- Brtva prema staklu /unutarnja/ - Stara oznaka 210.001.125 (921)	EPDM	71
311.002		-Brtva prema staklu /unutarnja/ - Stara oznaka 210.001.123 (918)	EPDM	71

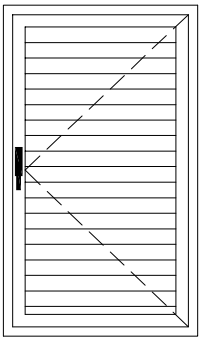
CODE	Izgled-presjek	Opis	Materijal	Nap.
521.001		- Držač četkaste Brtvila L=2500 mm - Stara oznaka Z 801	Al.	
347.001		- Četkasta brtva L=2500 mm - Stara oznaka Z 802		

Presjeci
/Grilja Z40/

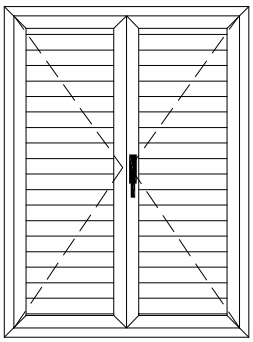
TIPOLOGIJA



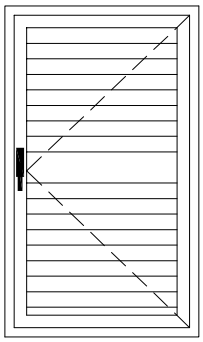
Grilja bez rama



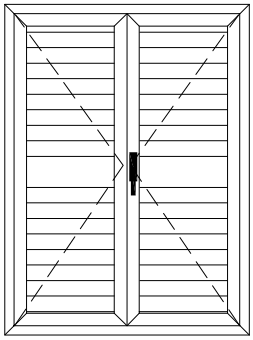
Jednokrilna prozorska grilja



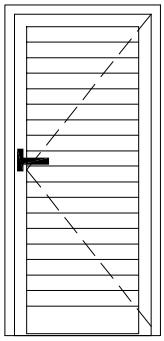
Dvokrilna prozorska grilja



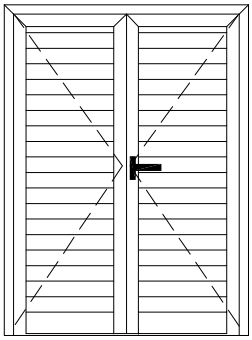
Jednokrilna prozorska grilja s prečkom



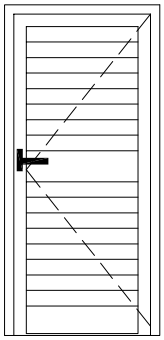
Dvokrilna prozorska grilja s prečkom



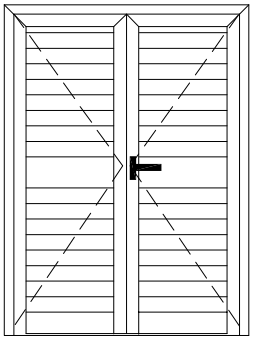
Jednokrilna vratna grilja



Dvokrilna vratna grilja



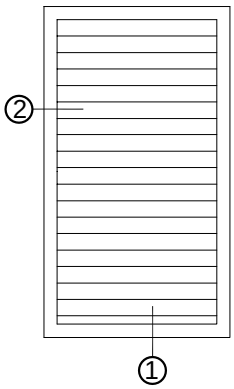
Jednokrilna vratna grilja s prečkom

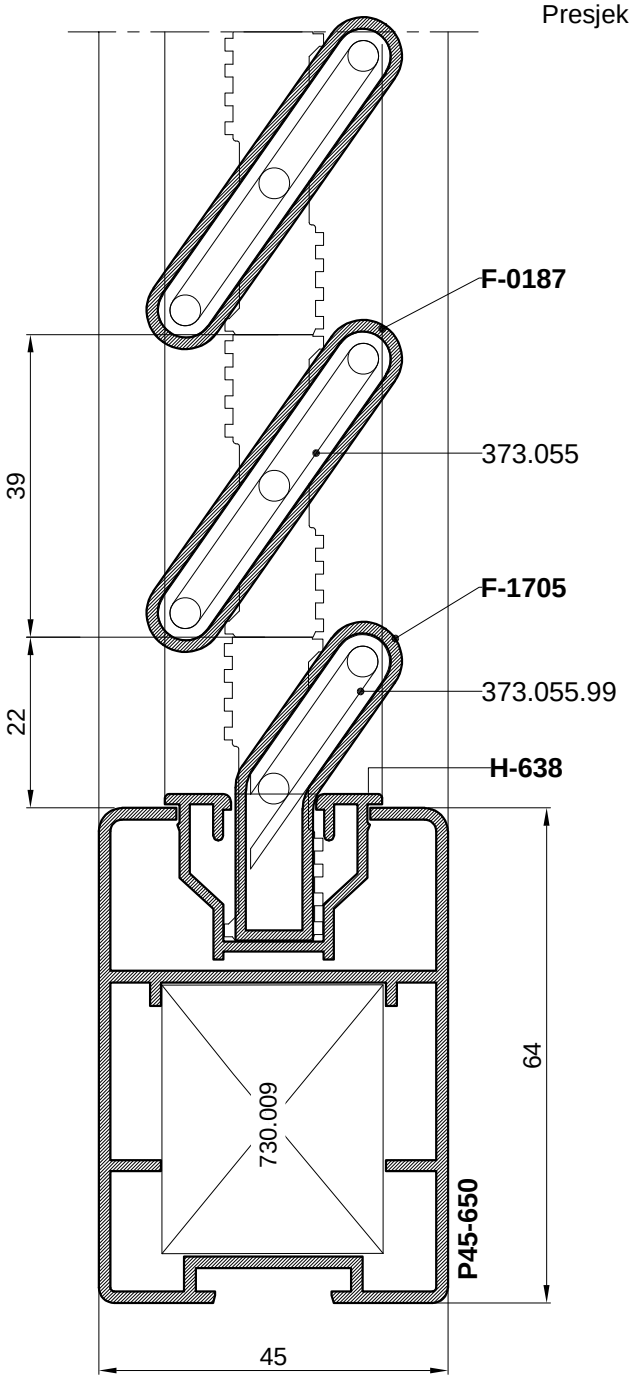


Dvokrilna vratna grilja s prečkom

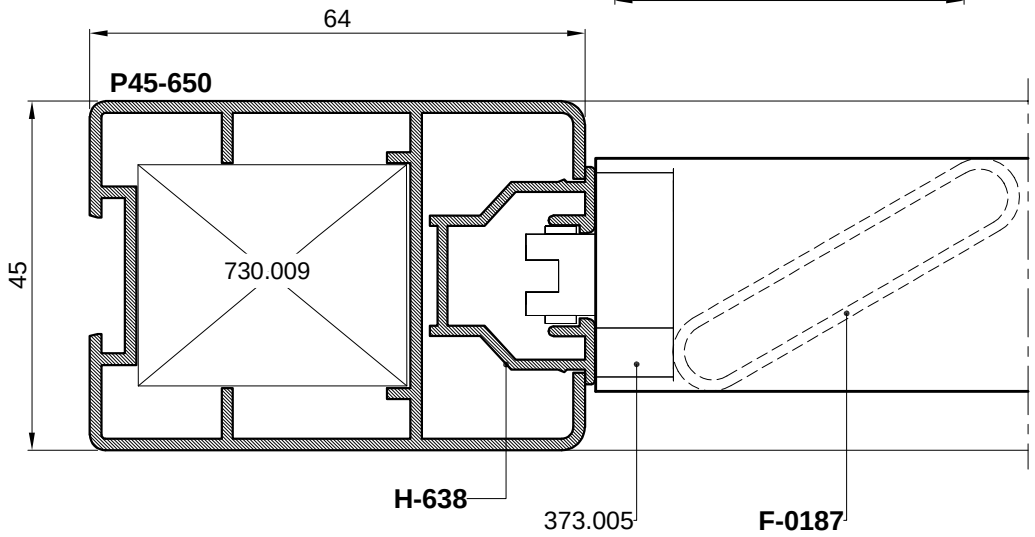
Presjek 1

-GRILJA BEZ RAMA
-Krilo grilje od profila P45-650
sa ispunom od fiksnih lamela F-0187

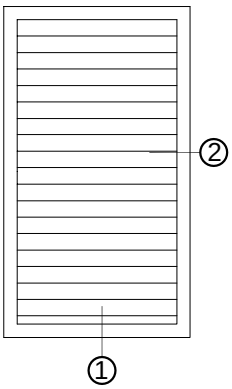




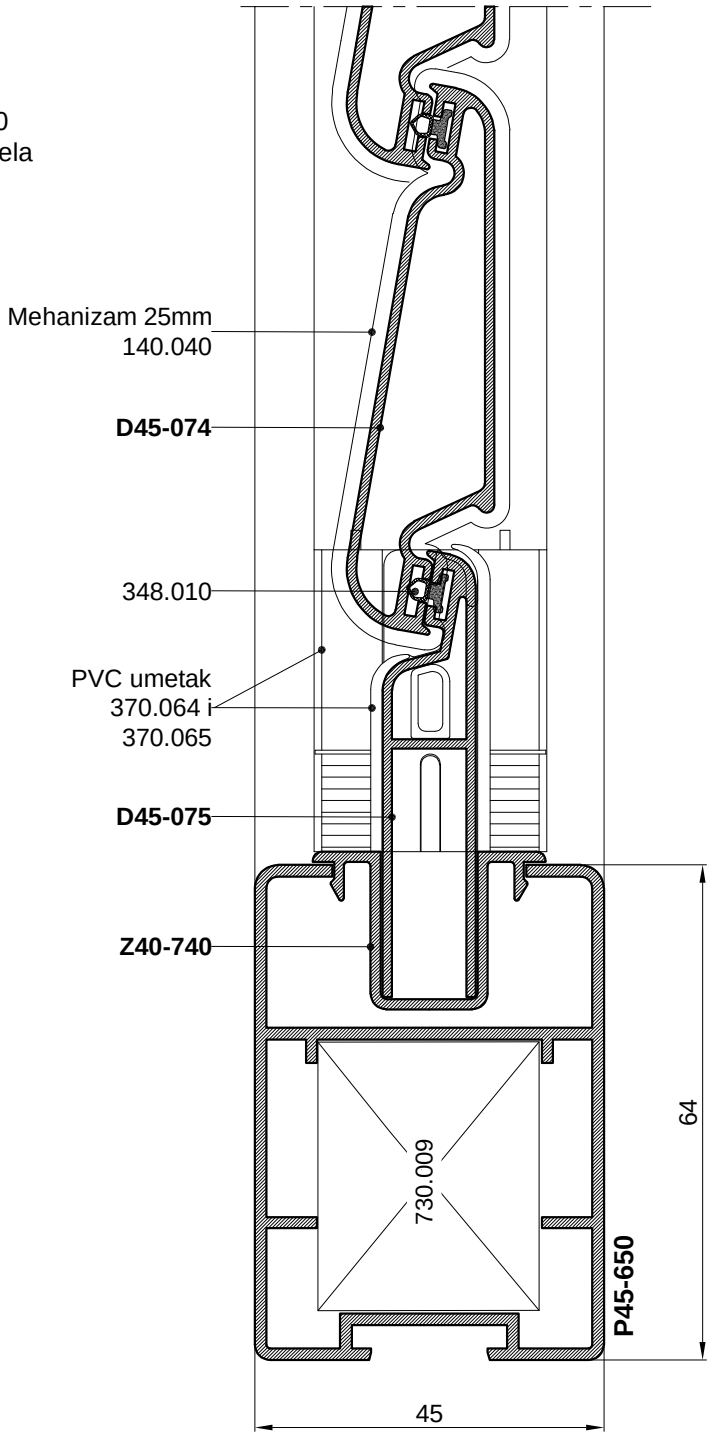
Presjek 2



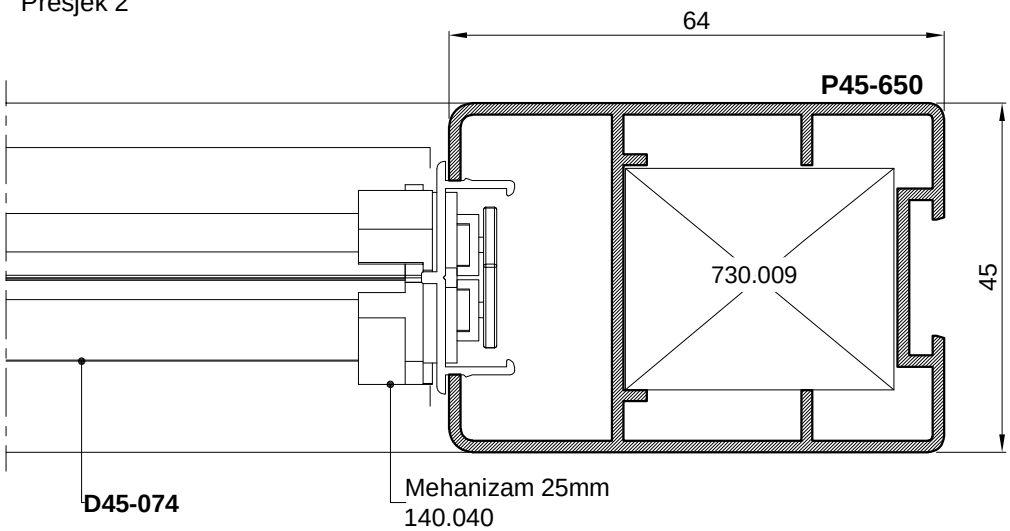
-GRILJA BEZ RAMA
-Krilo grilje od profila P45-650
sa ispunom od pokretnih lamela
D45-074

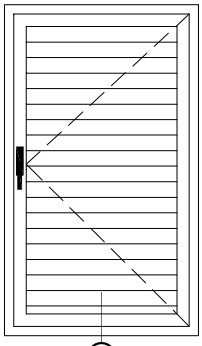


Presjek 1

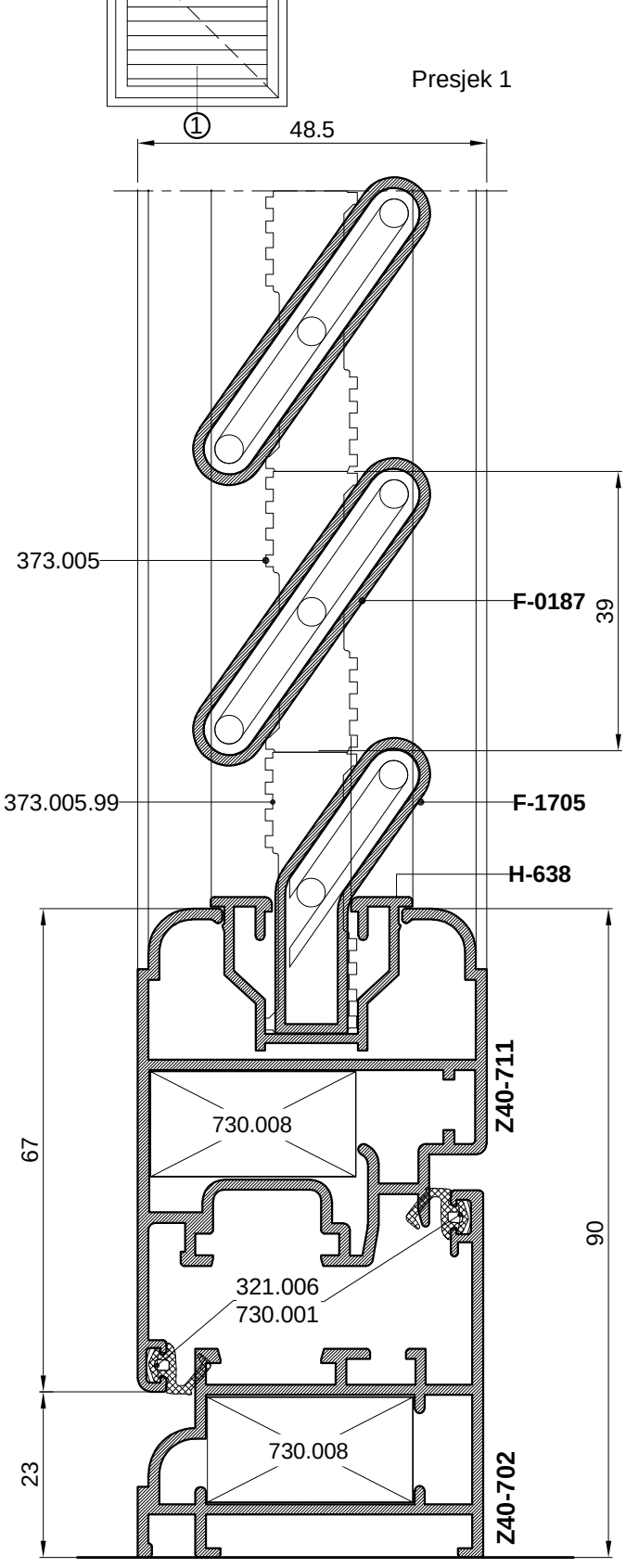


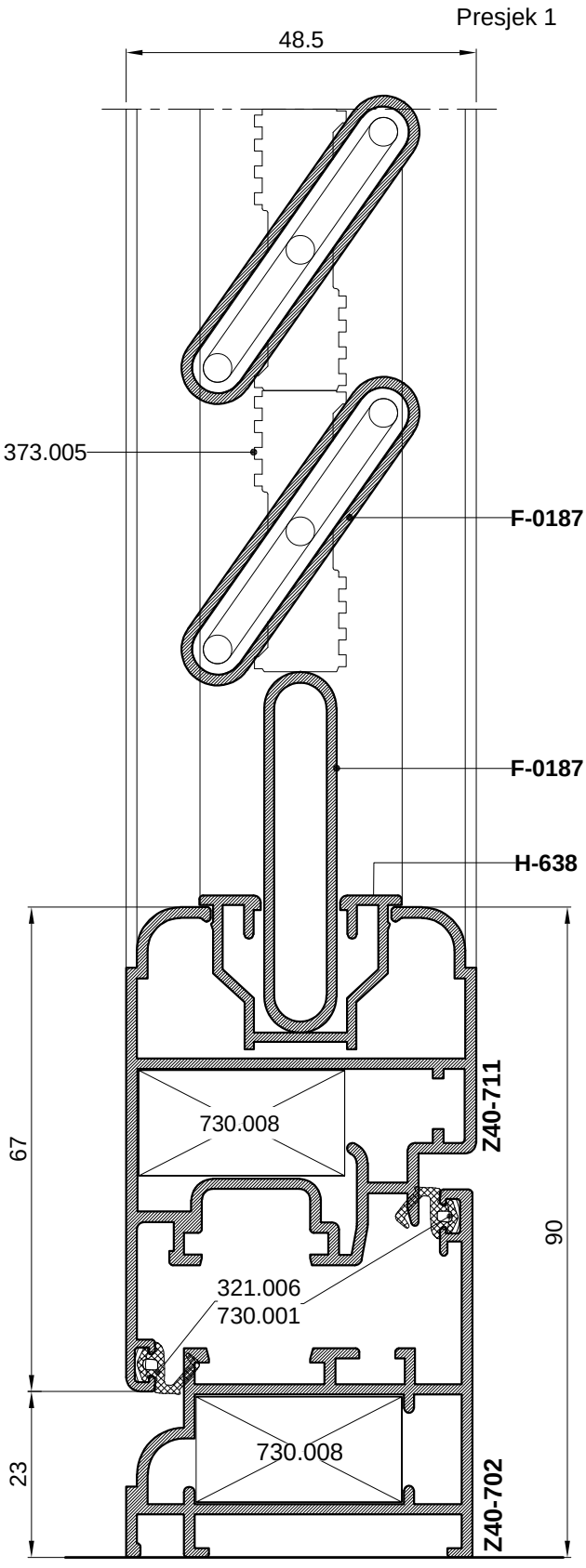
Presjek 2

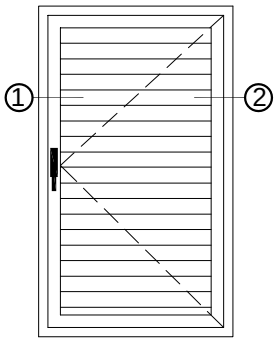




GRILJA S FIKSNOM ISPUNOM
Jednokrilna zaokretna prozorska grilja sa fiksnom ispunom
F-0187

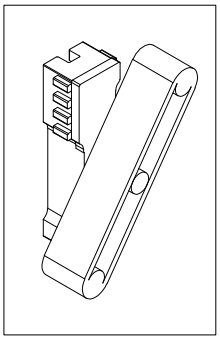




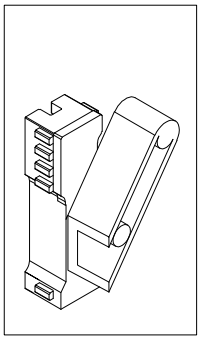


GRILJA S FIKSNOM ISPUNOM
Jednokrilna zaokretna prozorska grilja s fiksnom ispunom F-0187

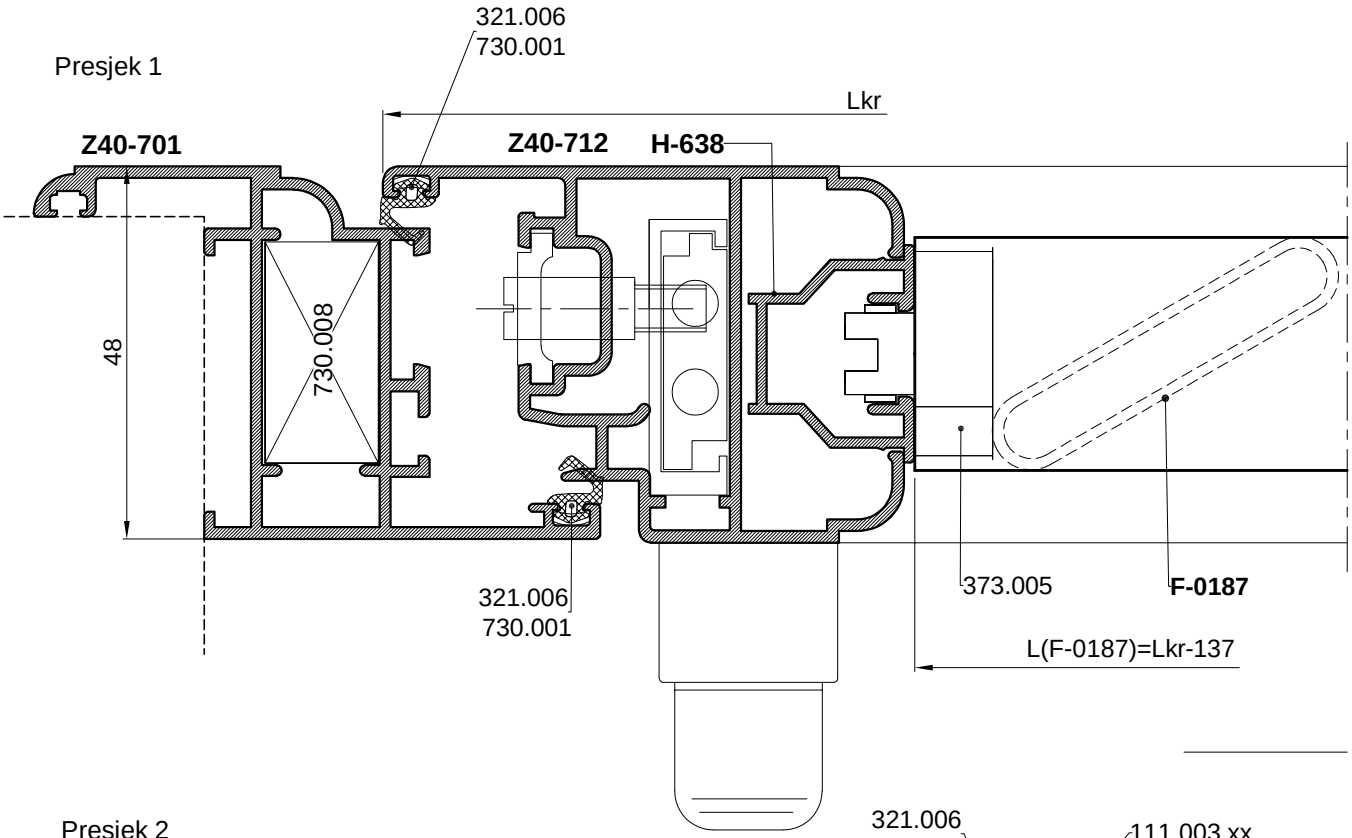
373.005



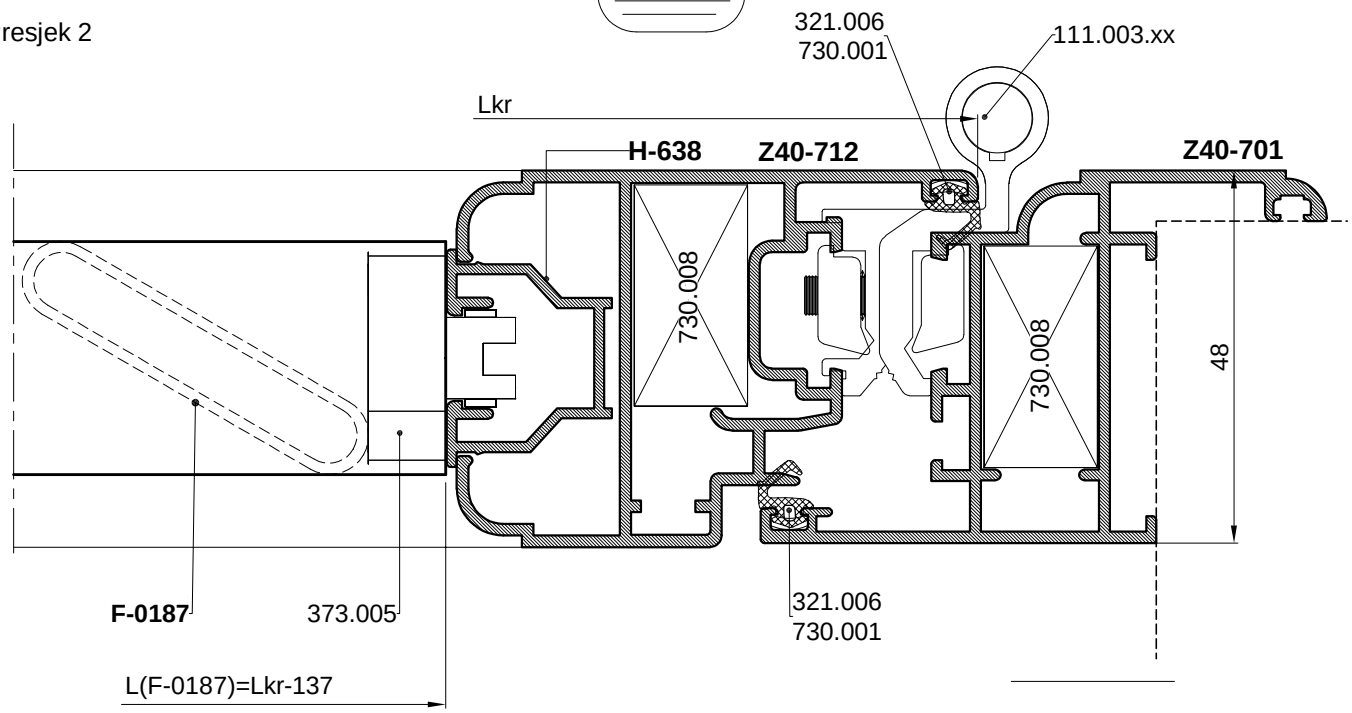
373.005.99

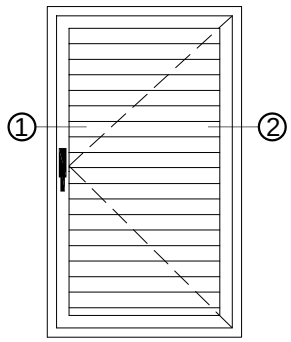


Presjek 1



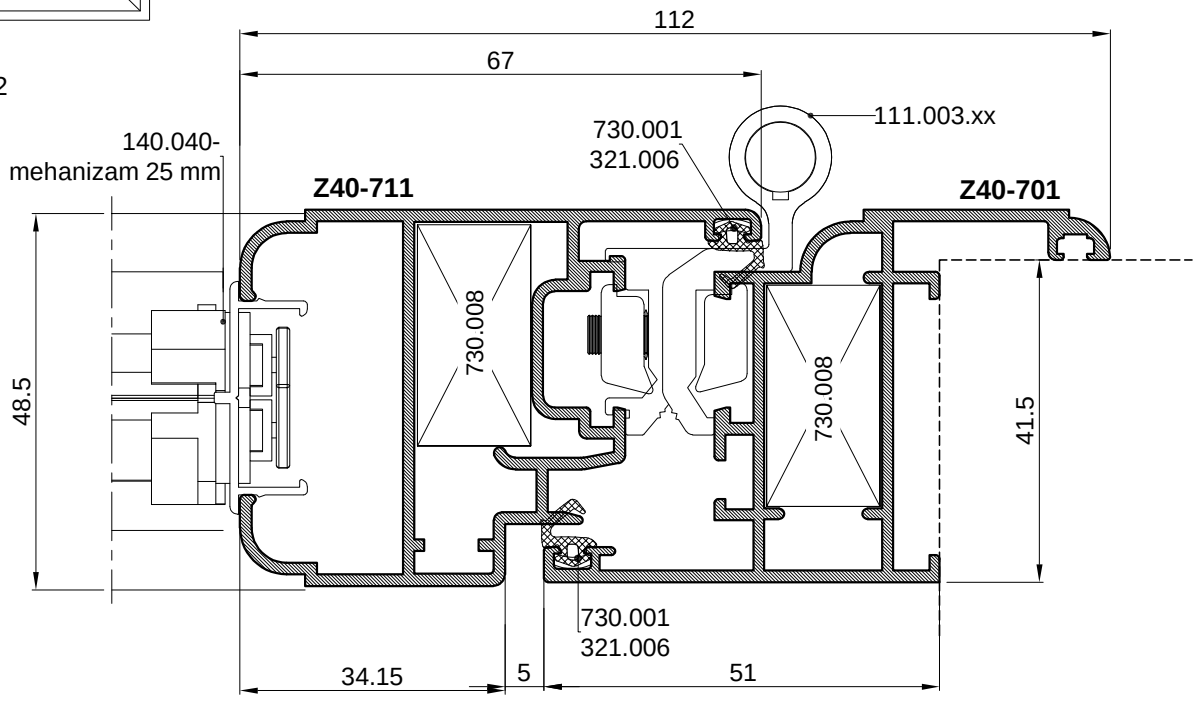
Presjek 2



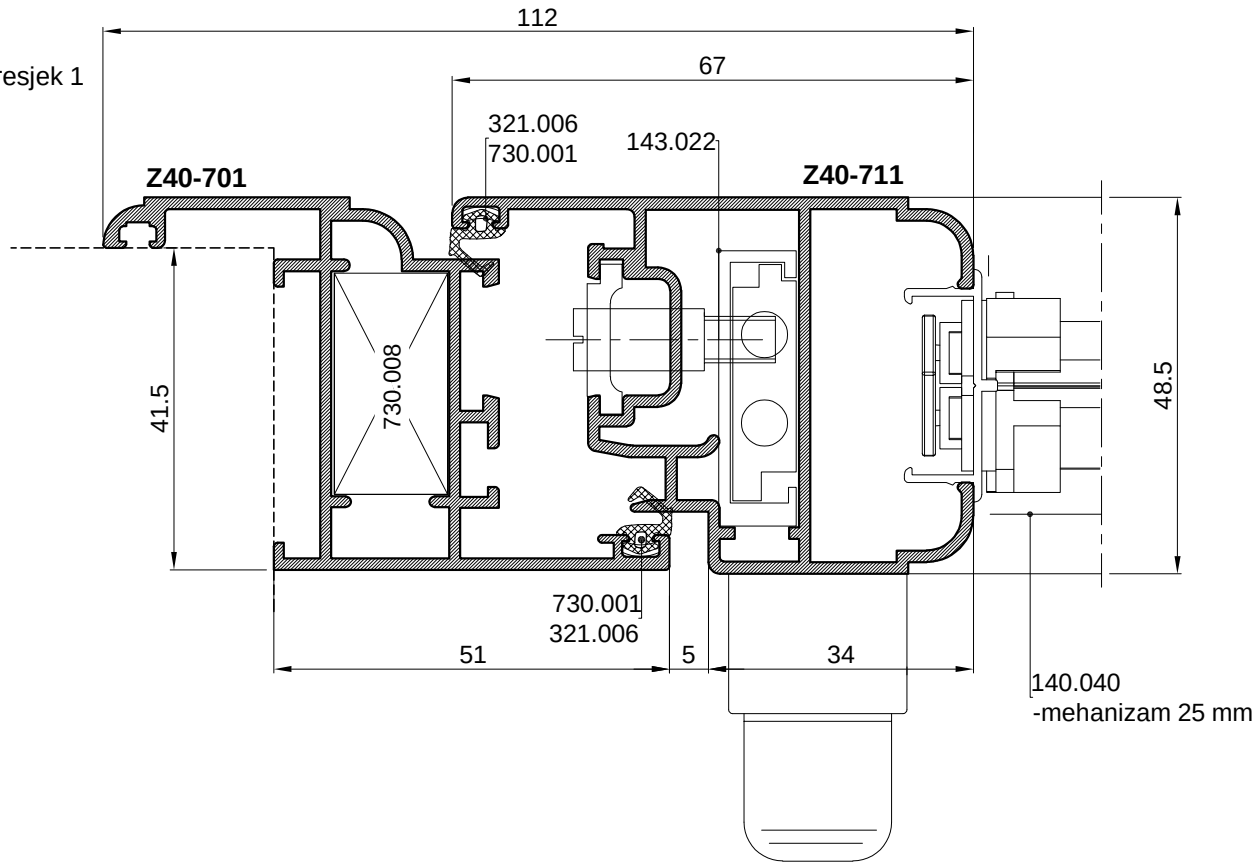


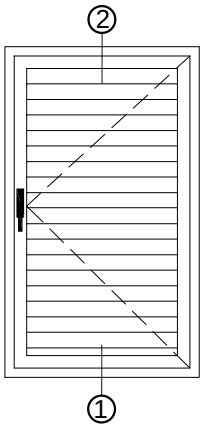
PROZORSKA GRILJA
Jednokrilna zaokretna prozorska grilja
s pokretnim lamelama D45-074

Presjek 2



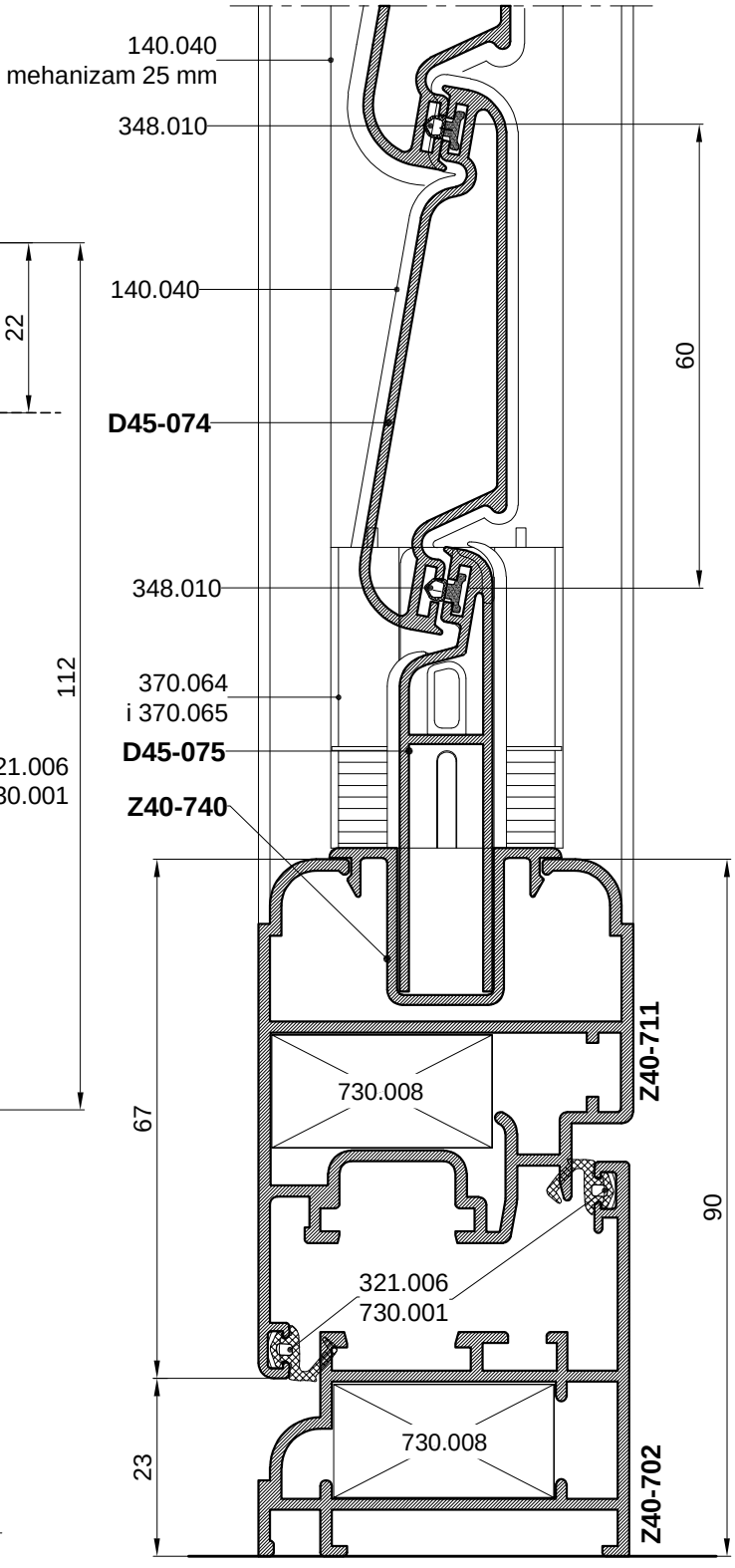
Presjek 1



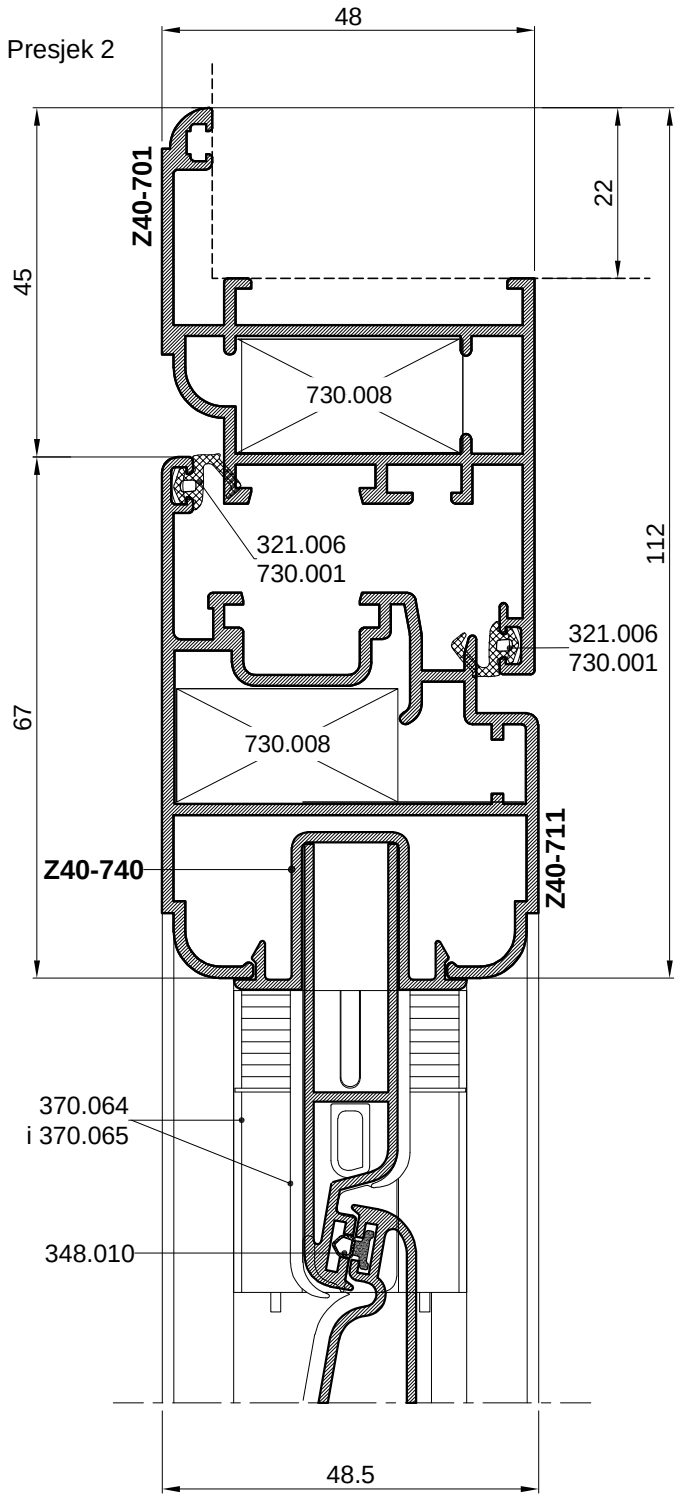


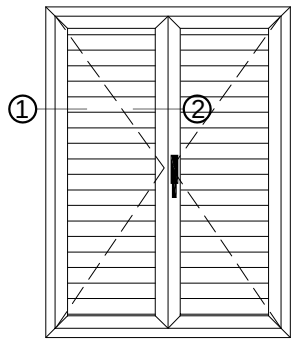
PROZORSKA GRILJA
Jednokrilna zaokretna prozorska
grilja s pokretnim lamelama D45-074

Presjek 1



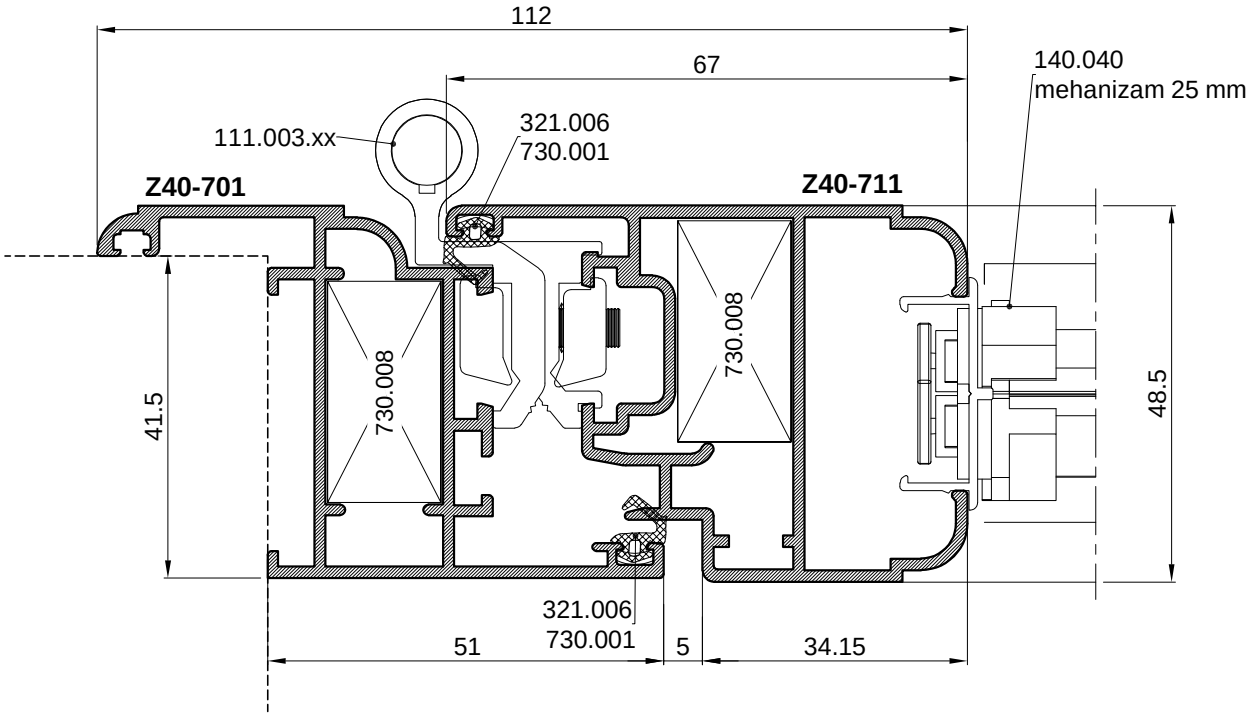
Presjek 2



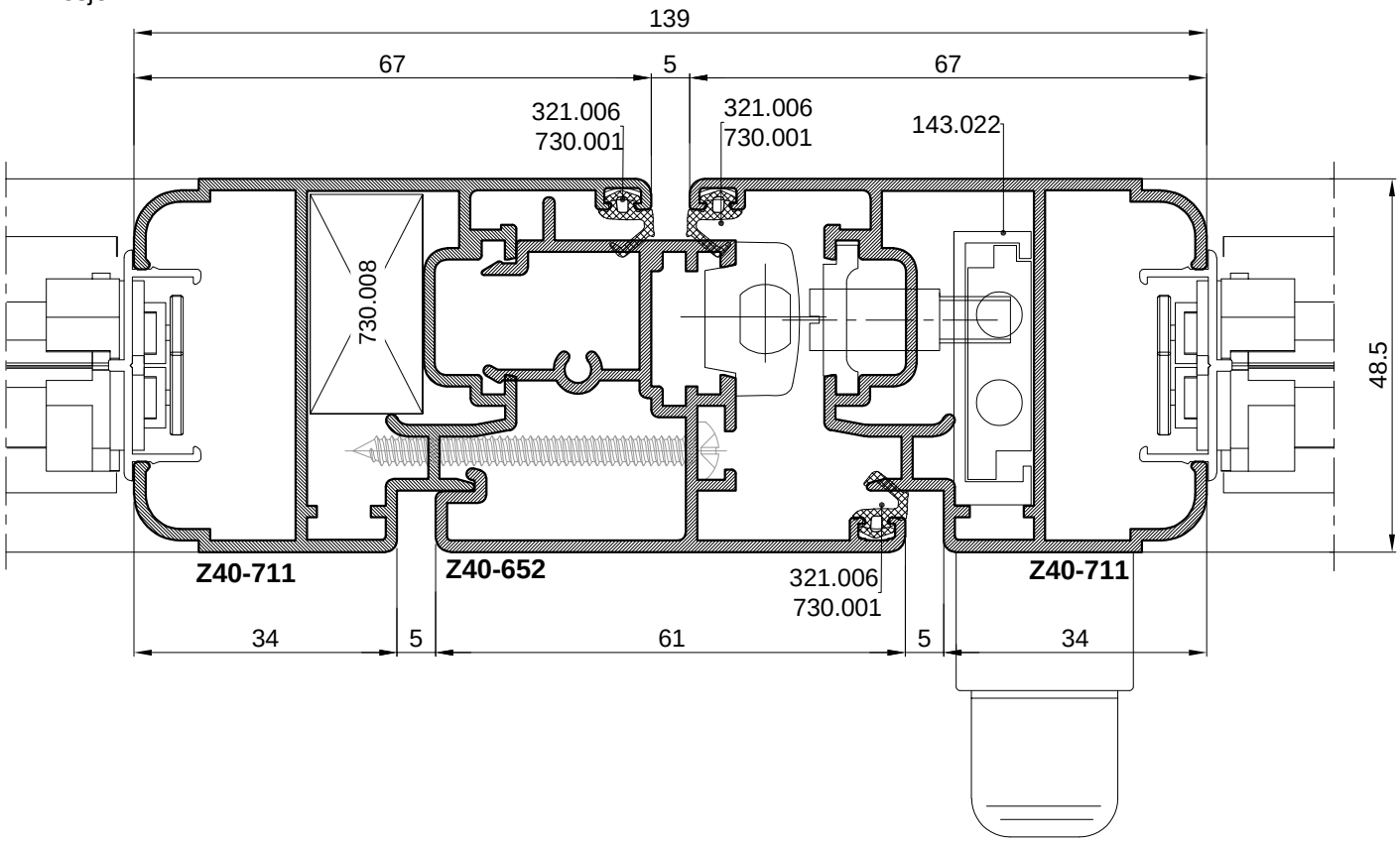


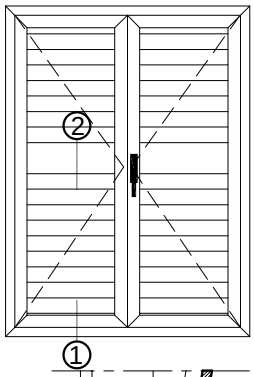
PROZORSKA GRILJA
Dvokrilna zaokretna prozorska grilja
s pokretnim lamelama D45-074

Presjek 1



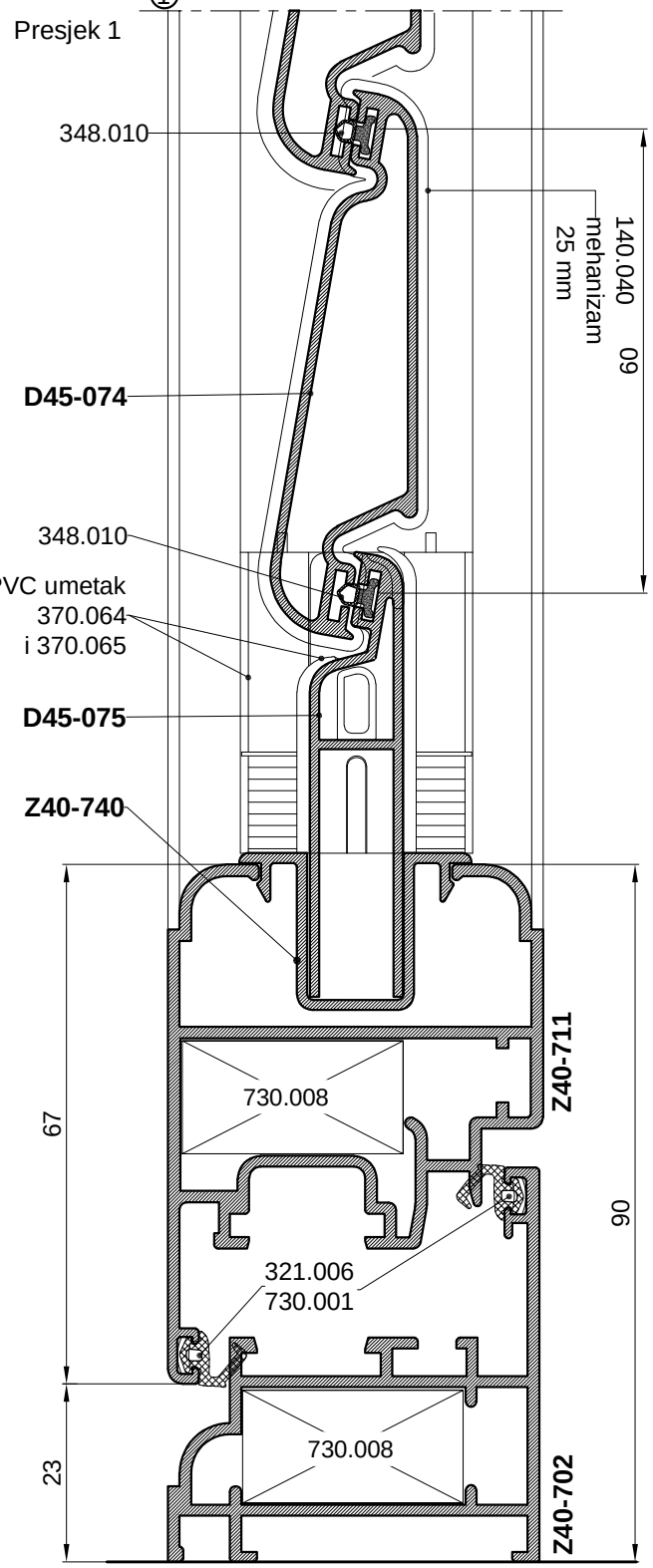
Presjek 2



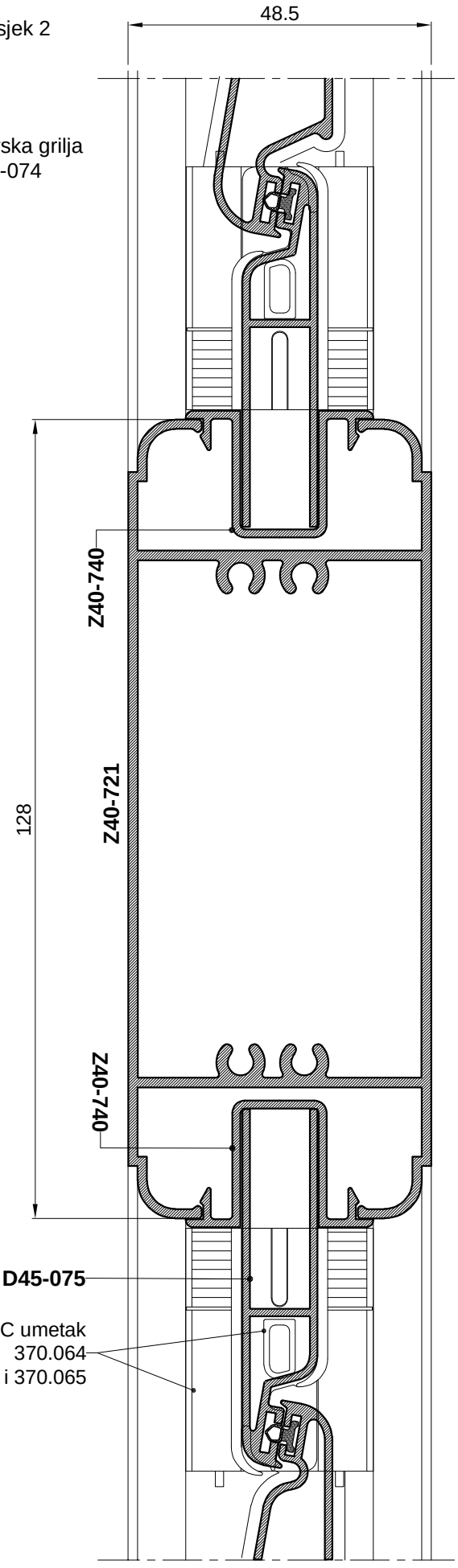


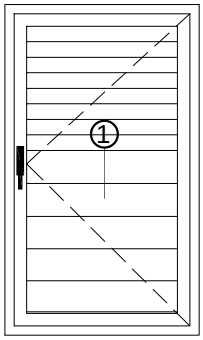
PROZORSKA GRILJA
Dvokrilna zaokretna prozorska grilja
s pokretnim lamelama D45-074

Presjek 1



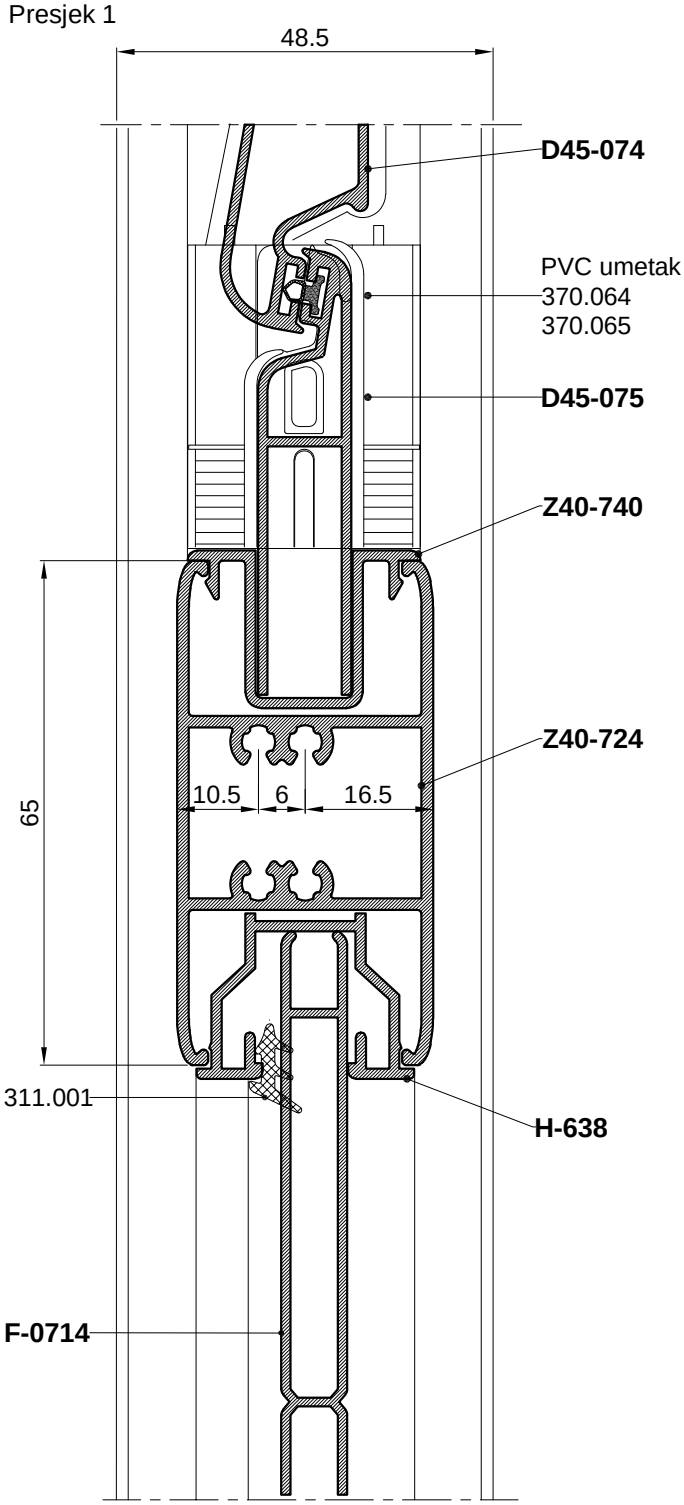
Presjek 2



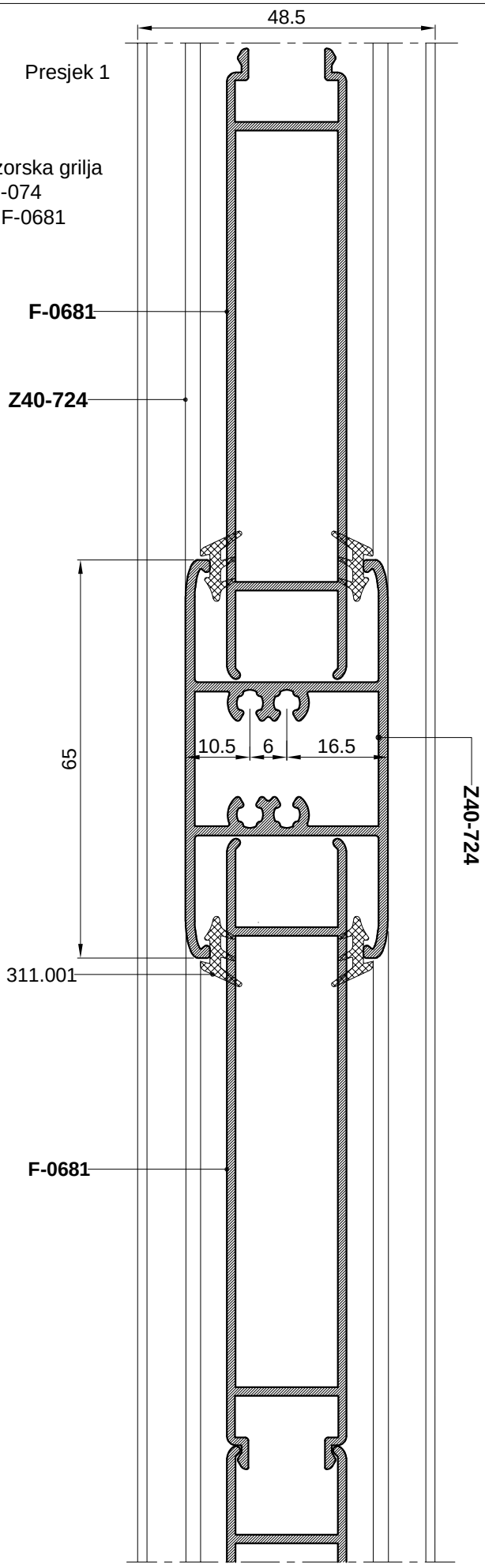


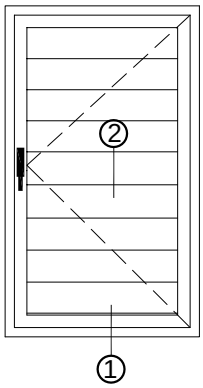
PROZORSKA GRILJA
Jednokrilna zaokretna prozorska grilja
s pokretnim lamelama D45-074
i fiksnim lamelama F-0714;F-0681

Presjek 1



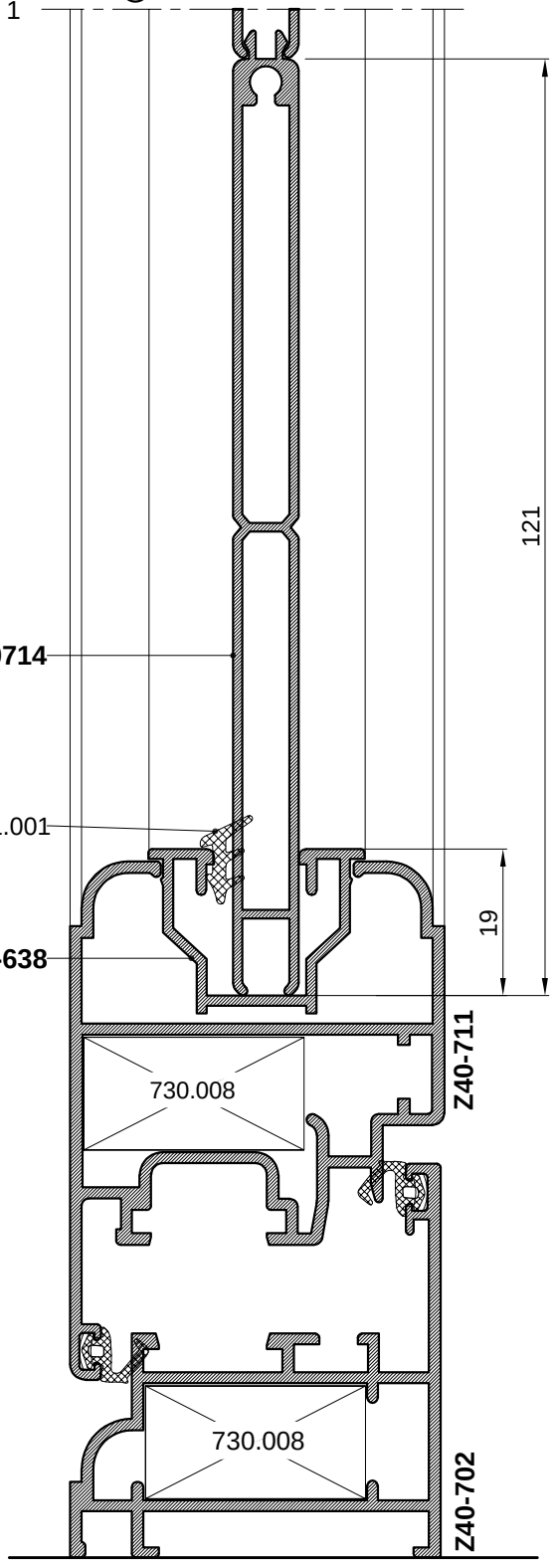
Presjek 1



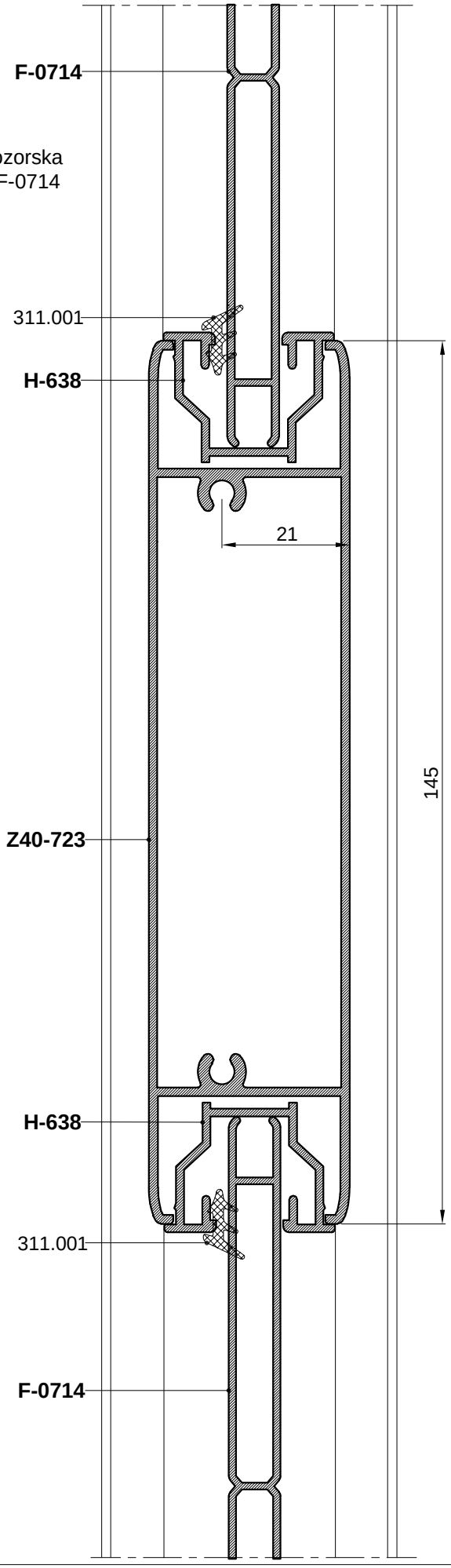


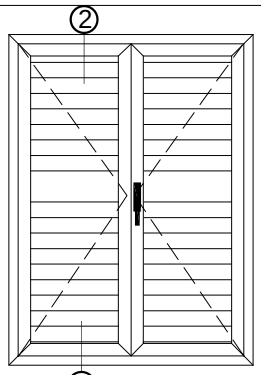
PROZORSKA GRILJA
Jednokrilna zaokretna prozorska grilja s fiksnim lamelama F-0714

Presjek 1



Presjek 2

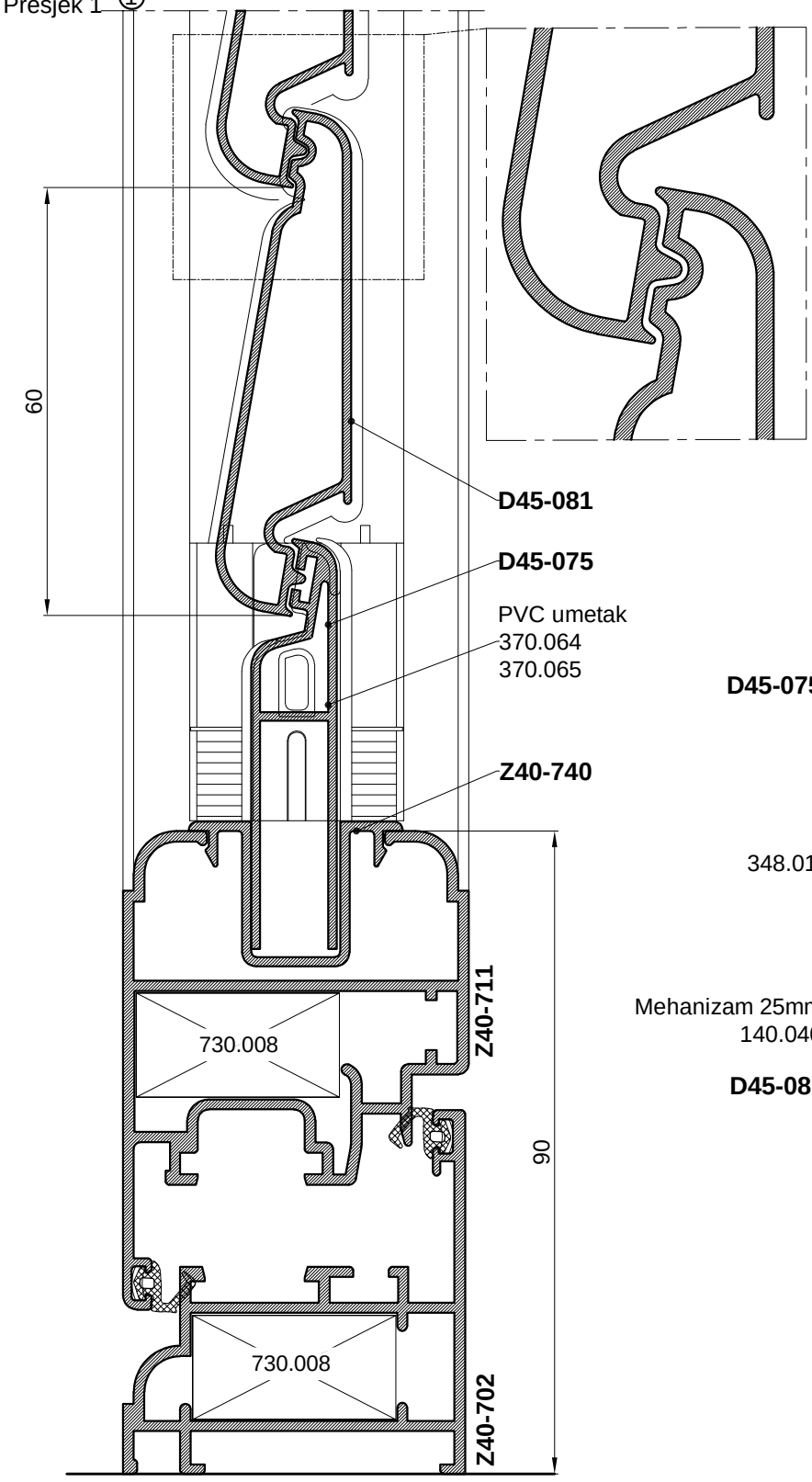




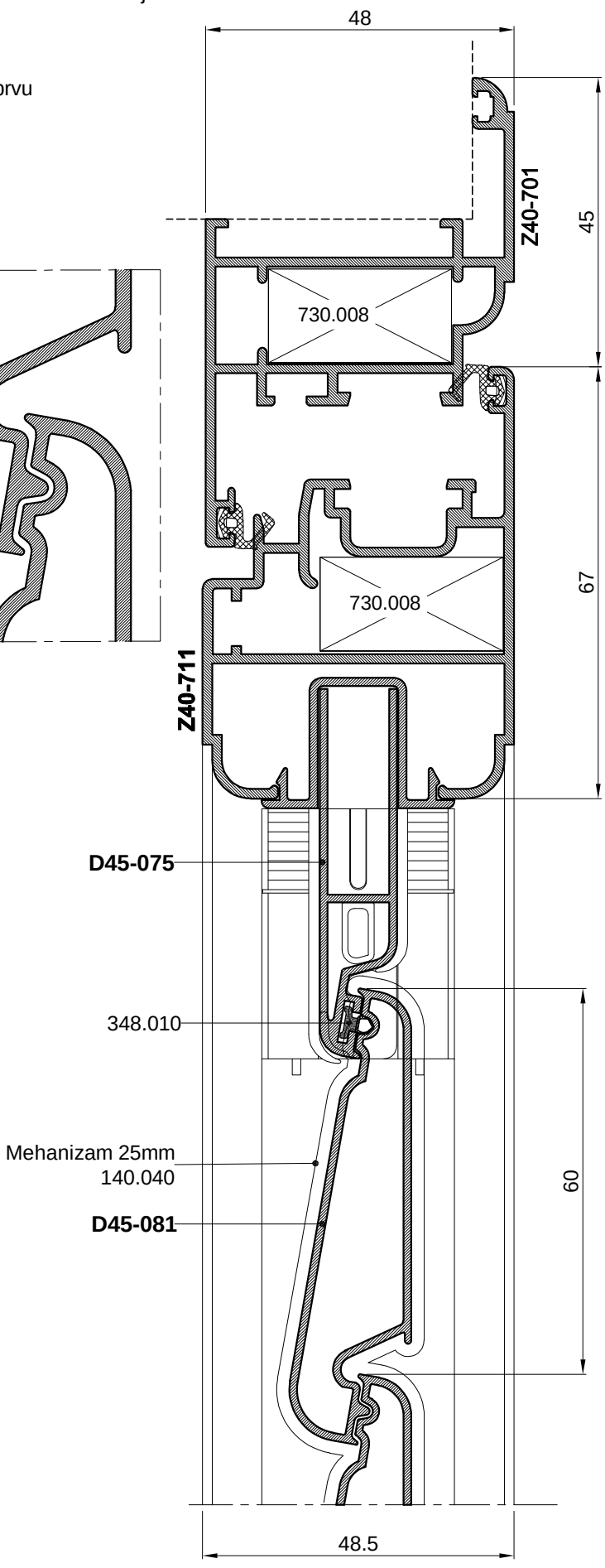
LAMELE BEZ BRTVE

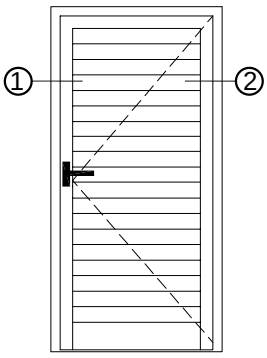
- Profil D45-081
- Brtva se umeće samo u prvu početnu lamelu (gornju)

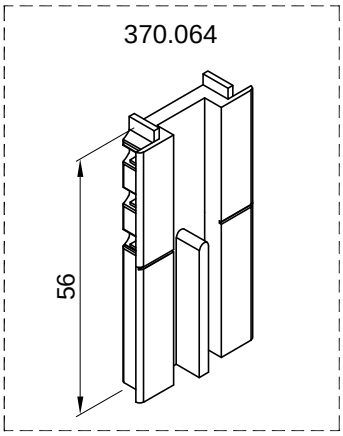
Presjek 1

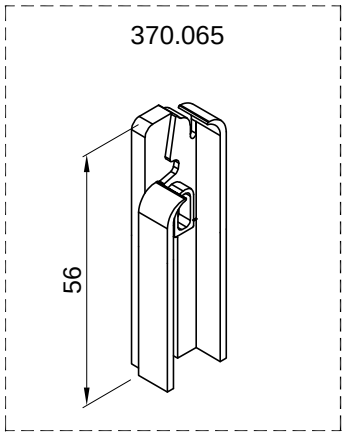


Presjek 1



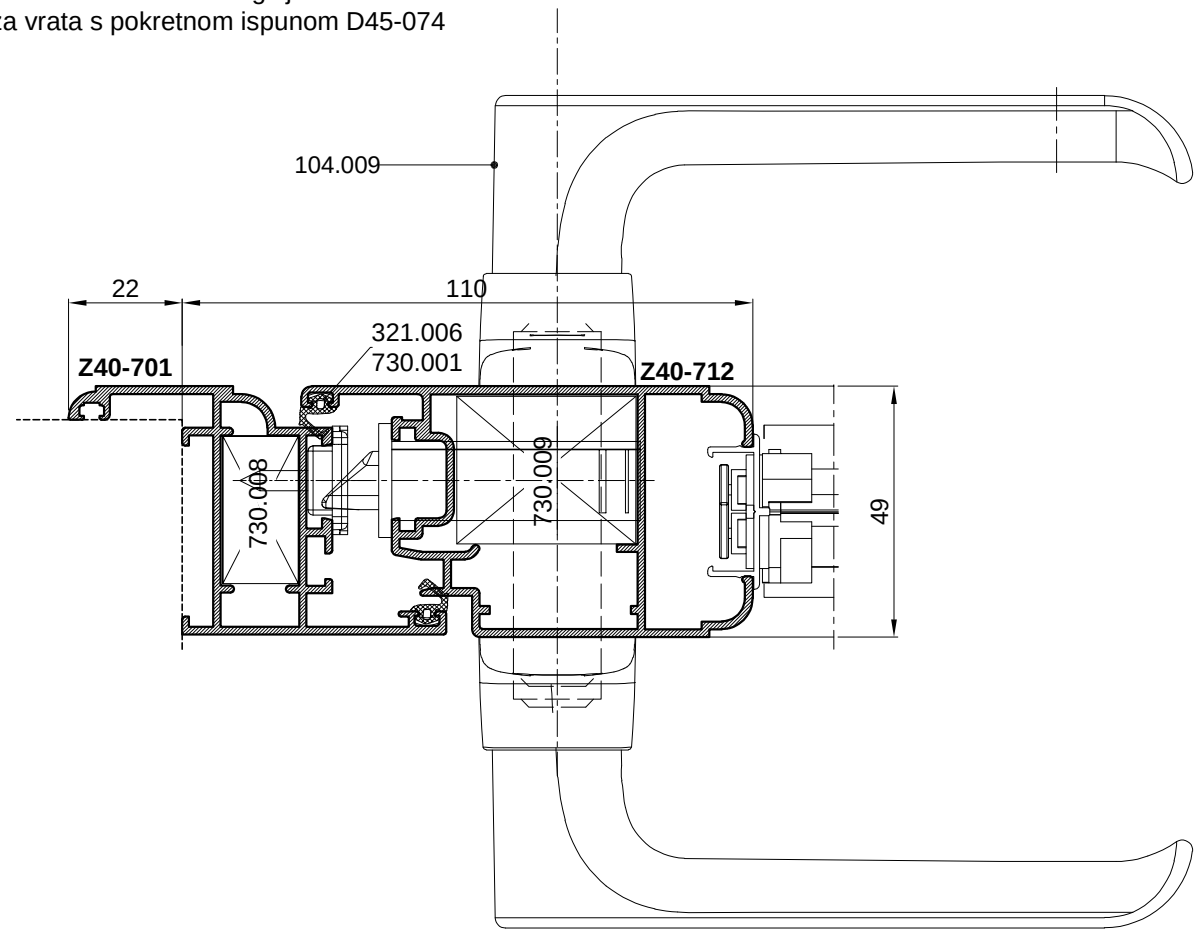




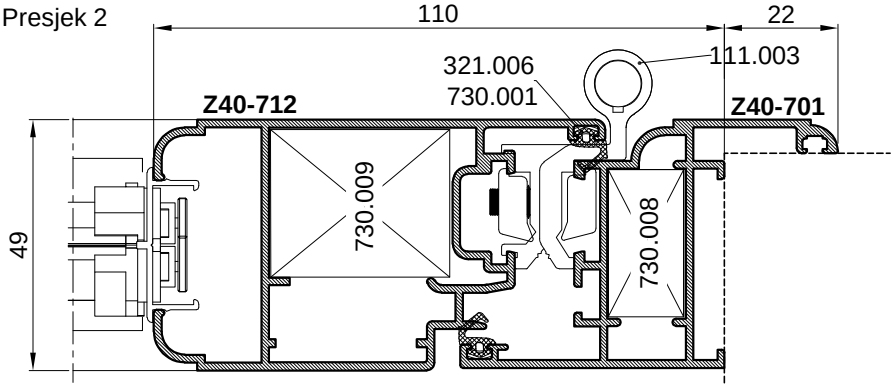


GRILJA ZA VRATA
Jednokrilna zaokretna grilja
za vrata s pokretnom ispunom D45-074

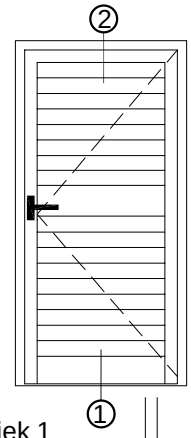
Presjek 1



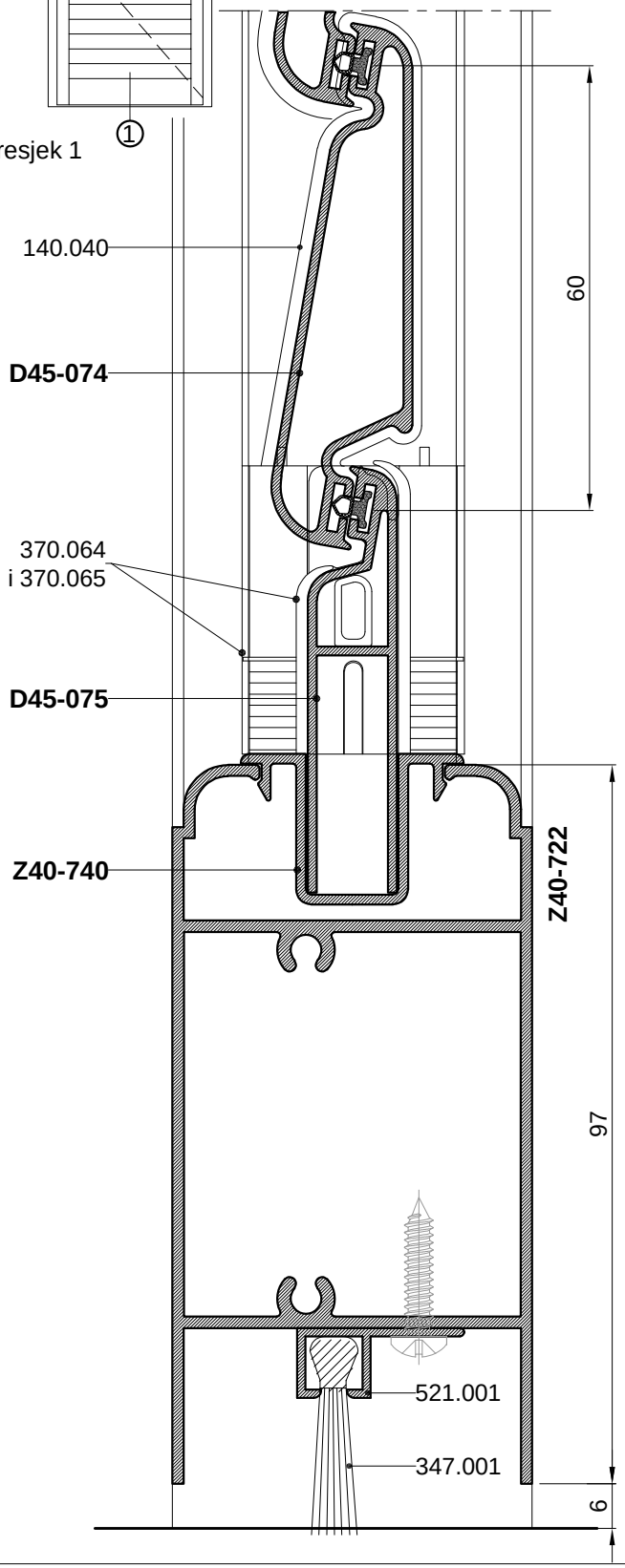
Presjek 2



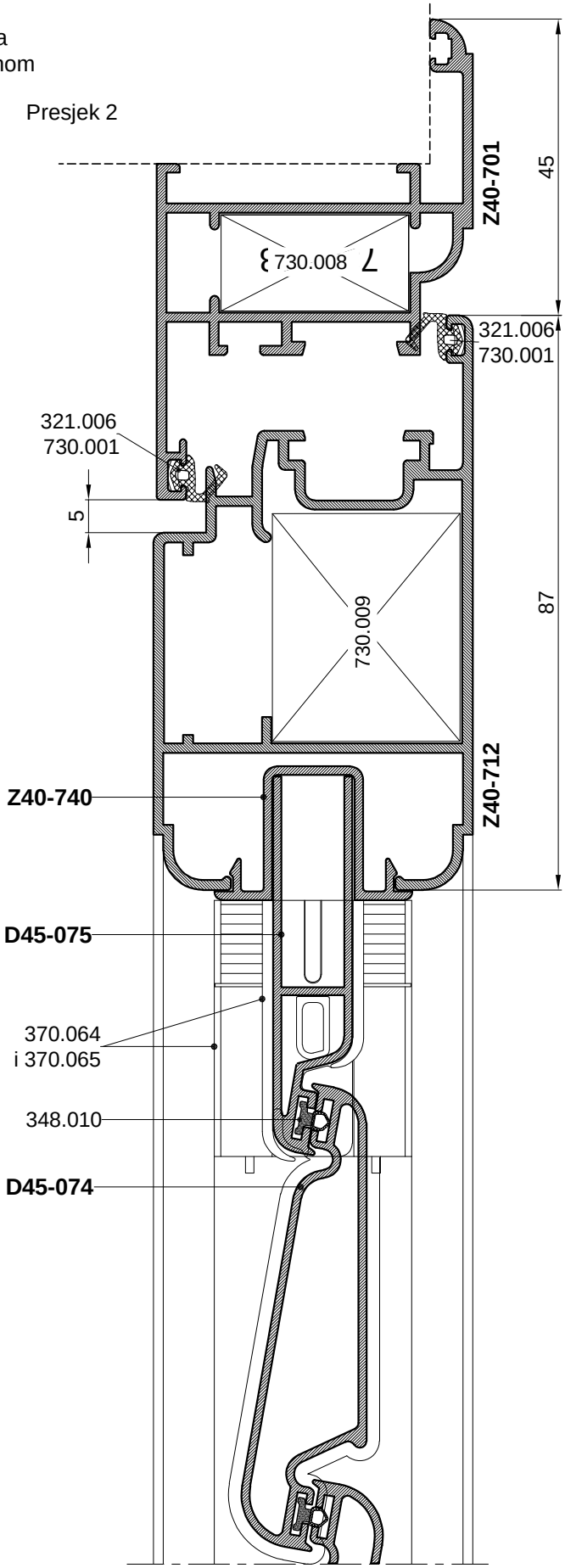
GRILJA ZA VRATA
Jednokrilna zaokretna grilja
za vrata s pokretnom ispunom
D45-074

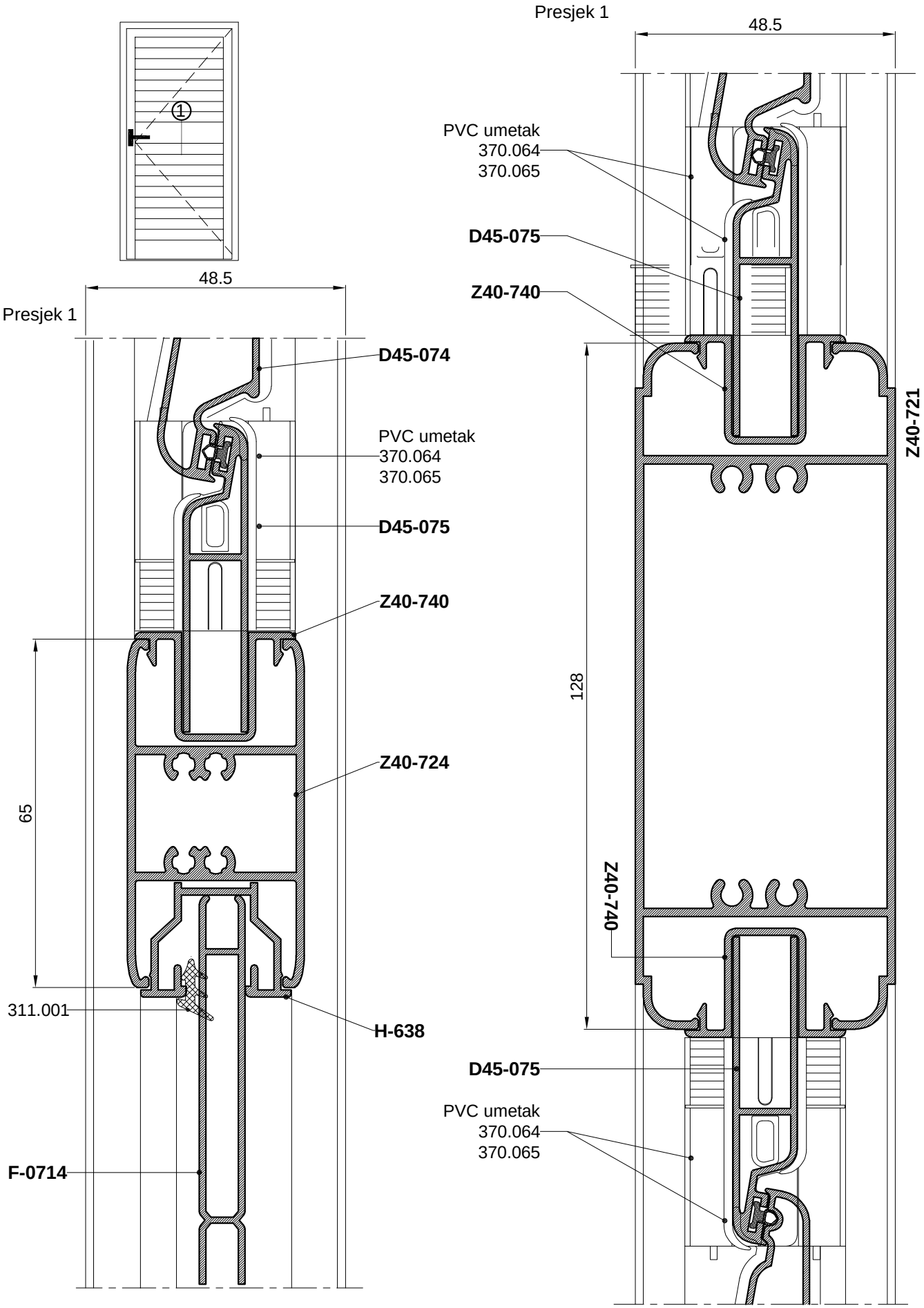


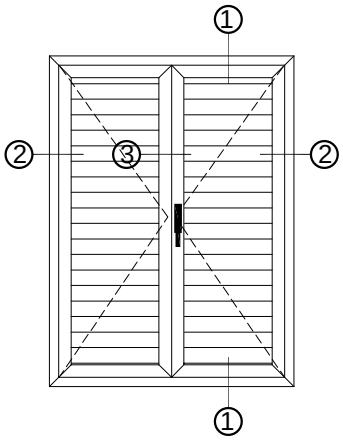
Presjek 1



Presjek 2

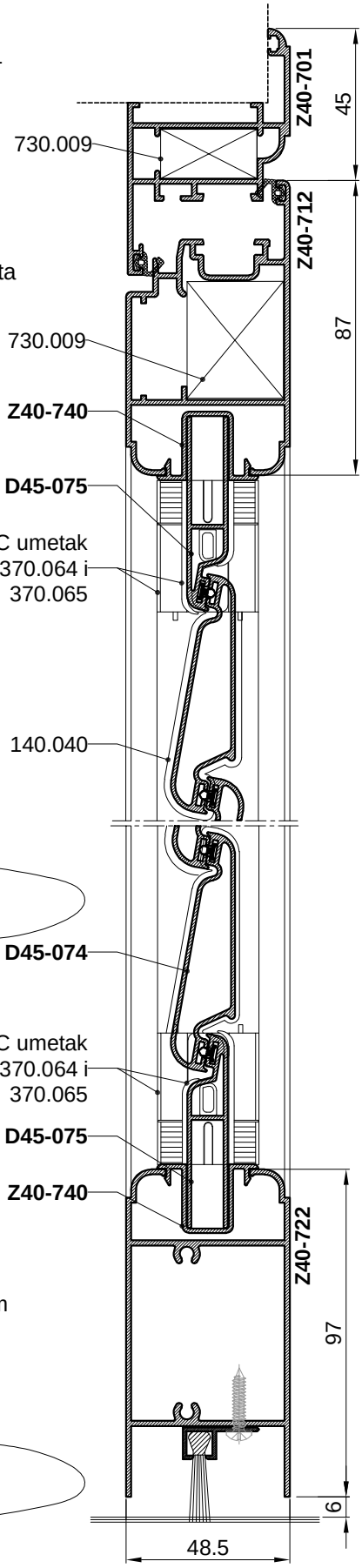



1
48.5
Presjek 1
D45-074
PVC umetak
370.064
370.065
D45-075
Z40-740
Z40-724
65
311.001
H-638
F-0714
Presjek 1
48.5
PVC umetak
370.064
370.065
D45-075
Z40-740
Z40-721
128
Z40-740
D45-075
PVC umetak
370.064
370.065

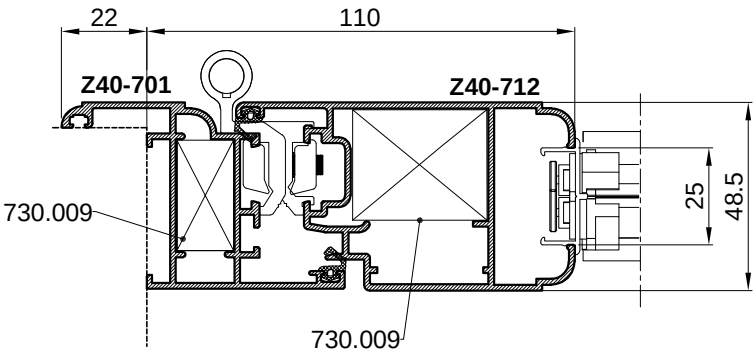


GRILJA ZA VRATA
Dvokilna zaokretna grilja za vrata
s pokretnom ispunom D45-074

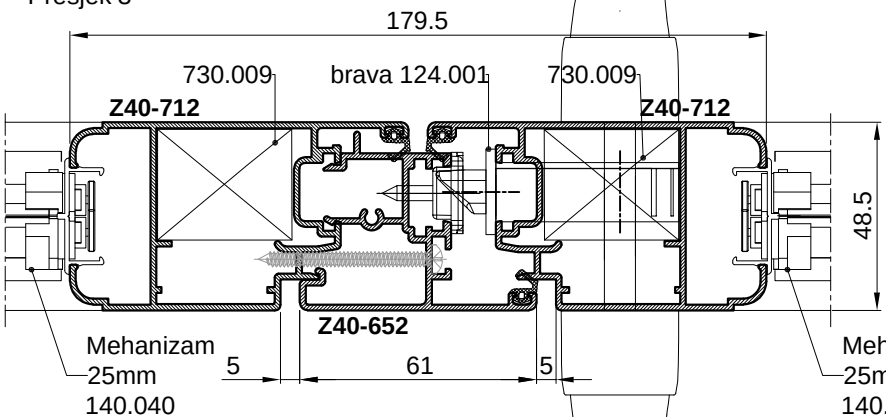
Presjek 1



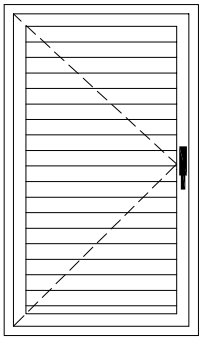
Presjek 2



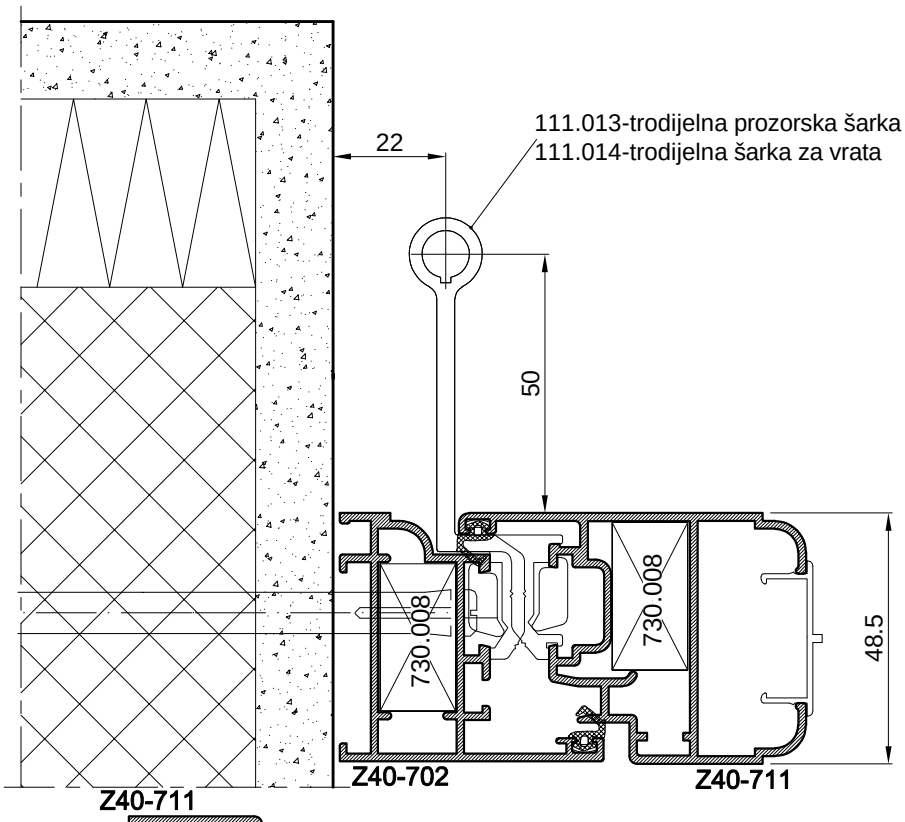
Presjek 3



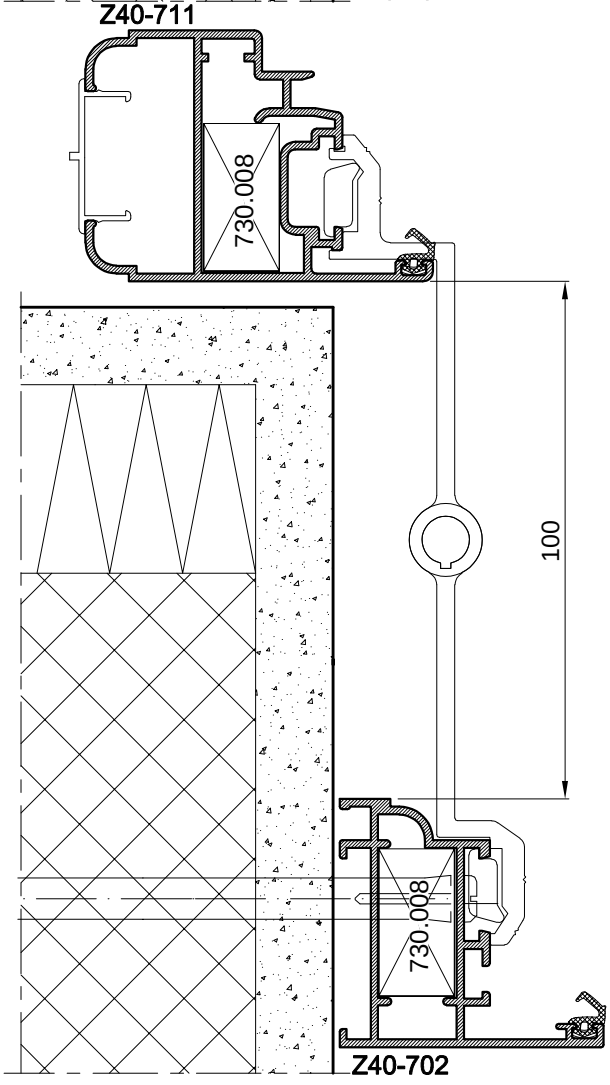
OTVARANJE GRILJE SA ODMAKOM OD 100 mm



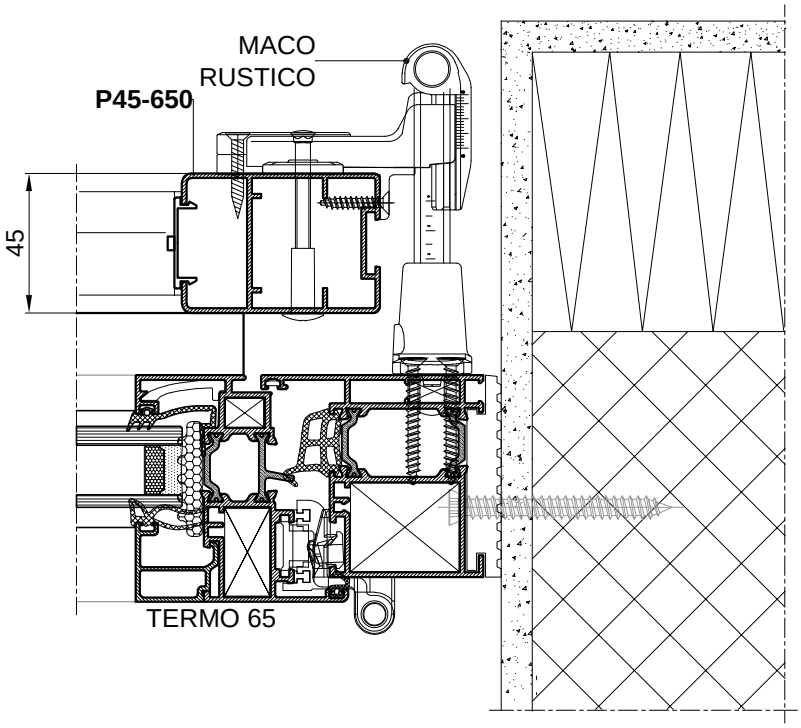
zatvoreno



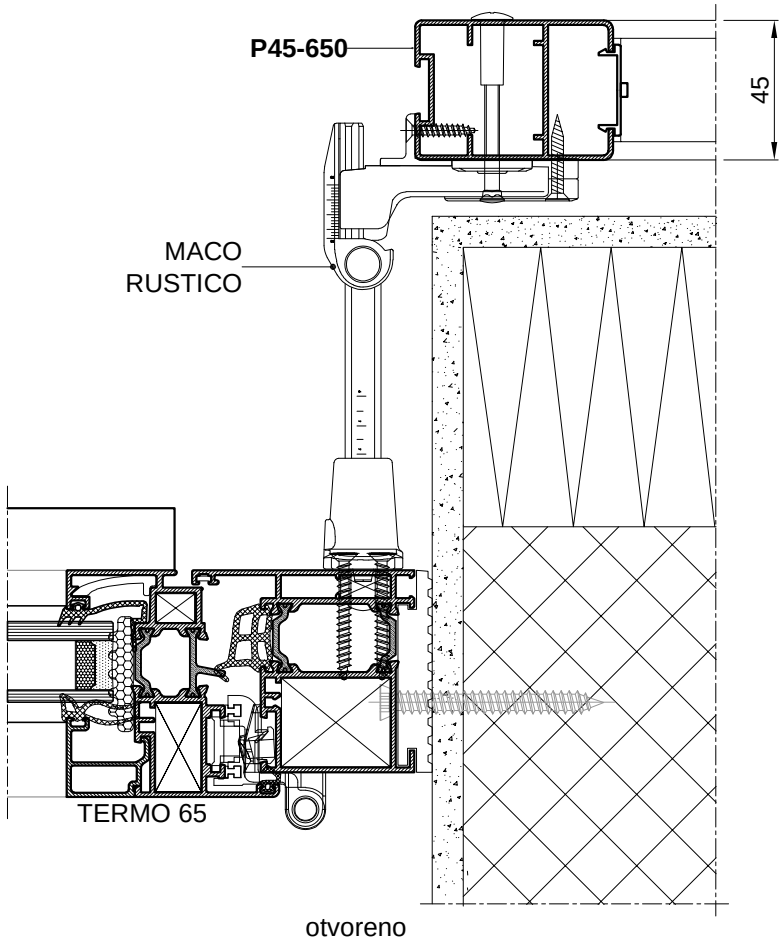
otvoreno



DETALJ UGRADNJE KRILA GRILJE BEZ RAMA **P45-650**

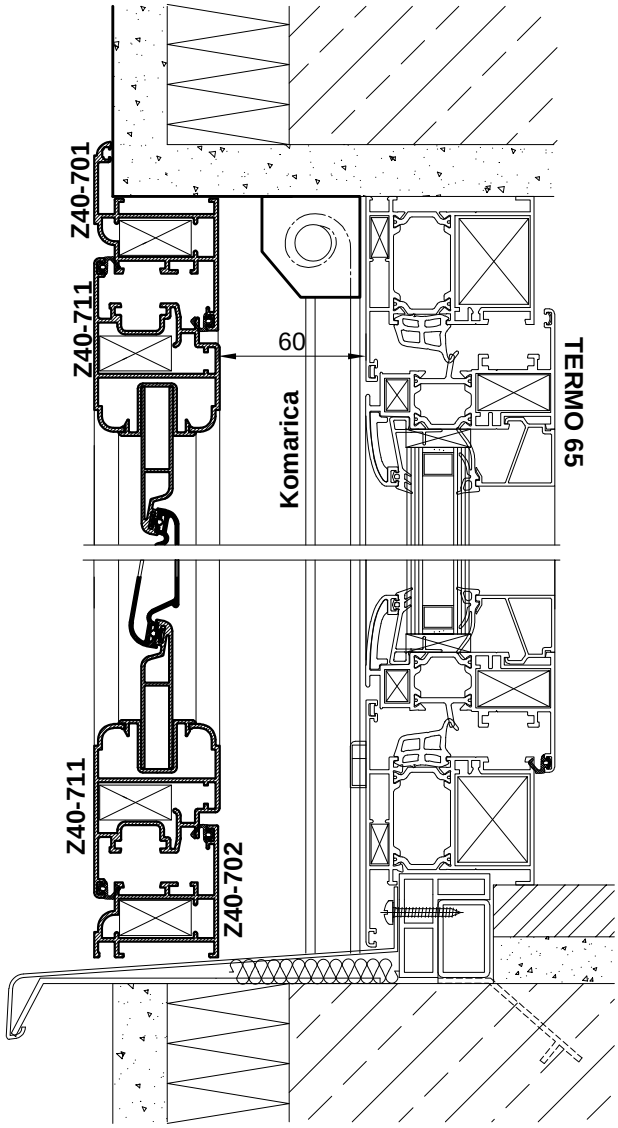


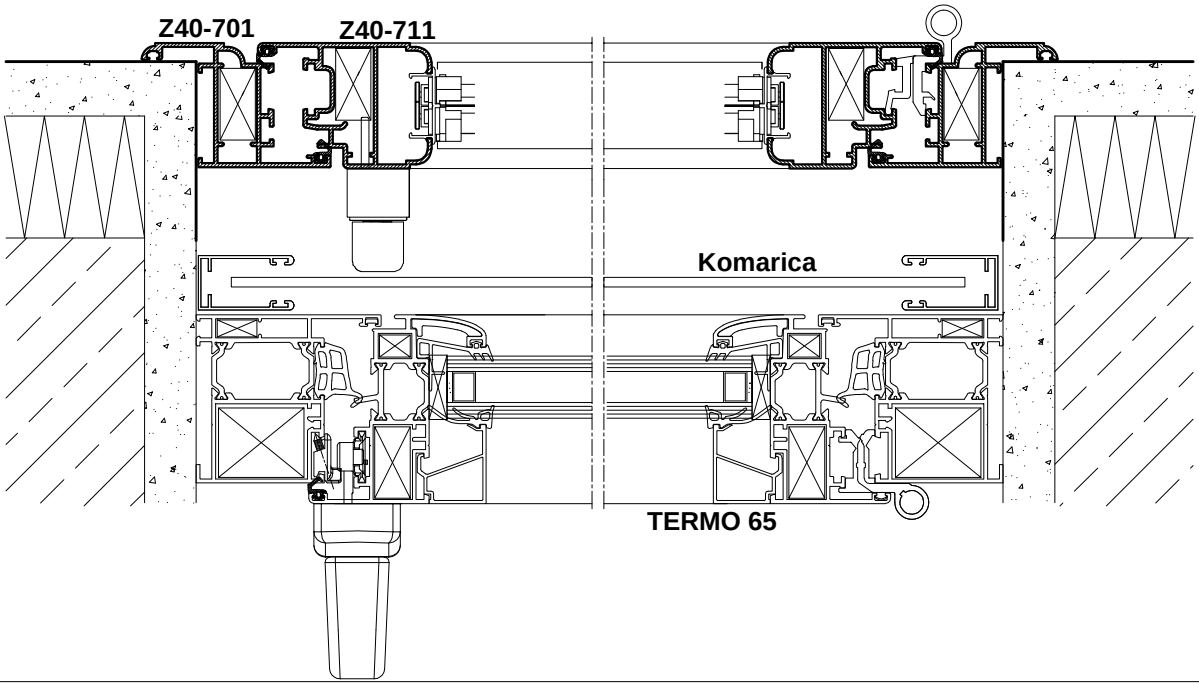
zatvoreno



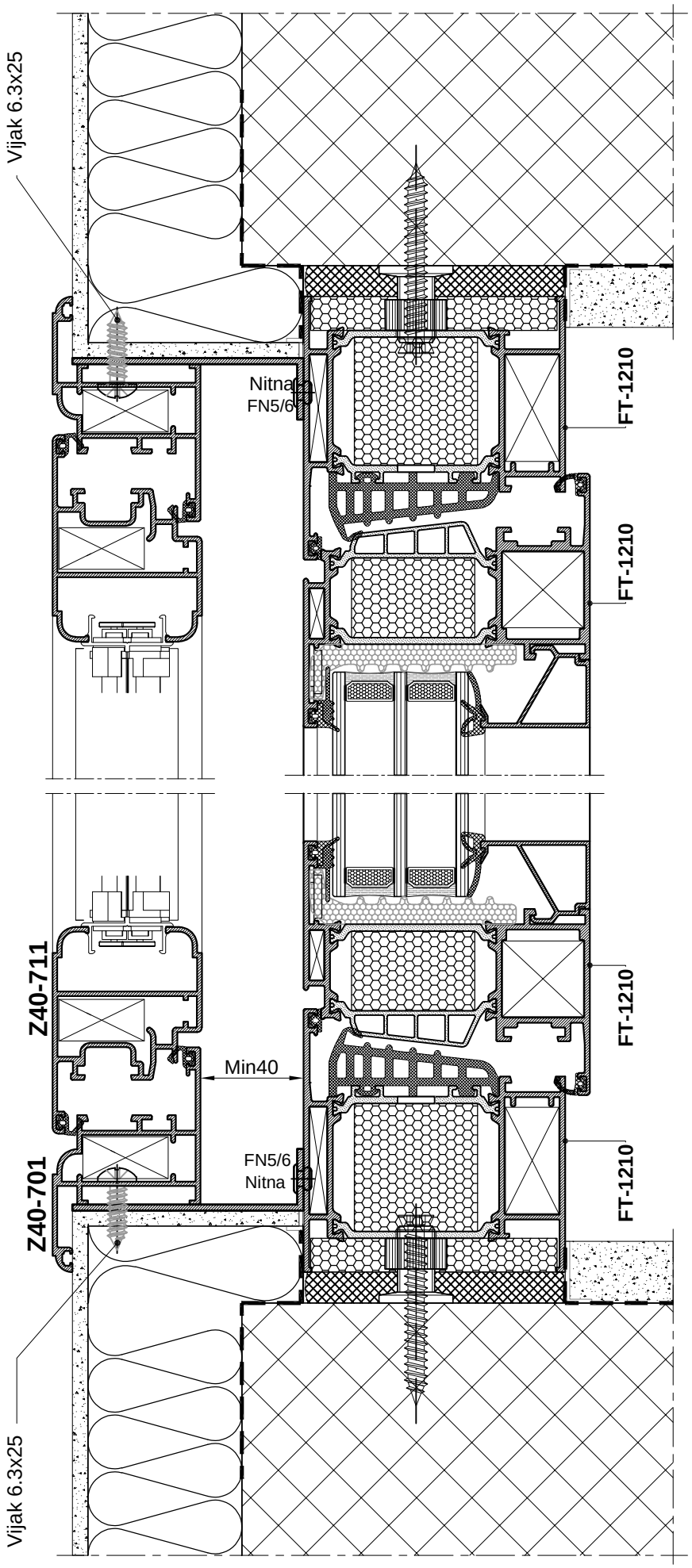
otvoreno

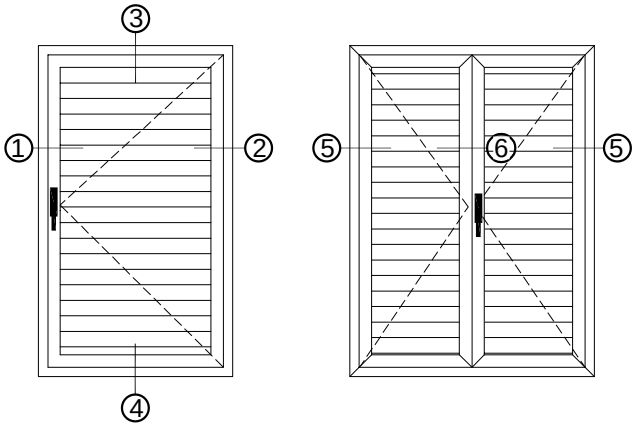
DETALJ PROZORA, GRILJE I KOMARICE





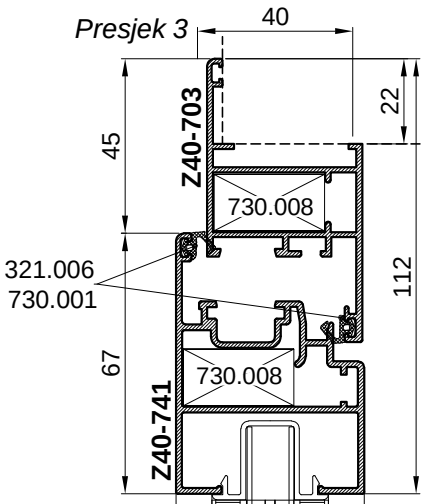
UGRADNJA GRILJE
-Ugradnja grilje na rub,na gotovu žbuku
Koristiti L-nosač ovisno o debljini termoizolacijskog sloja

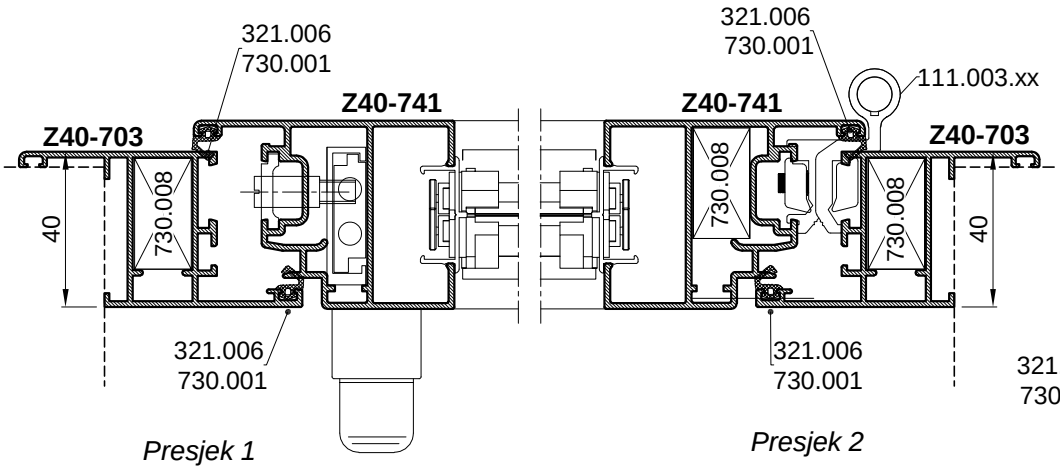




RAVNO KRILO I RAM

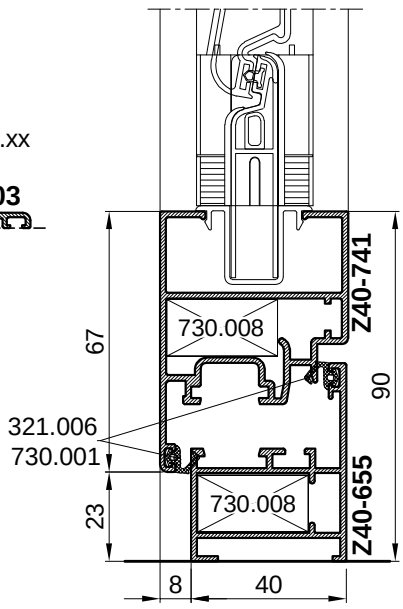
Presjek 3



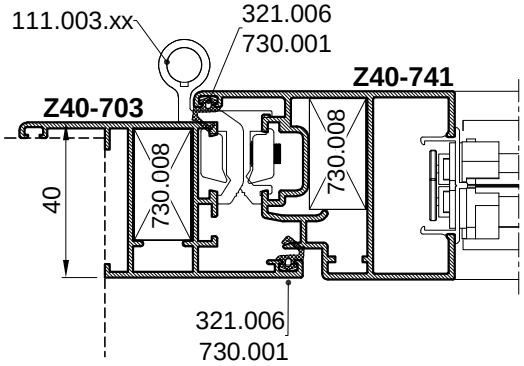


Presjek 1

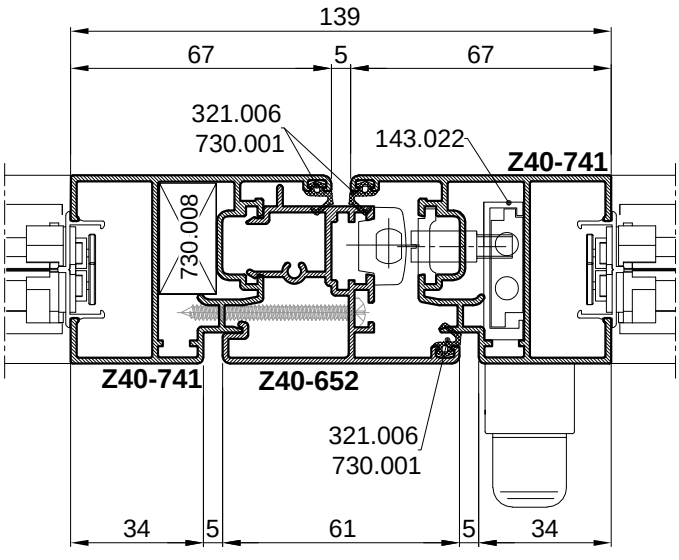
Presjek 2



Presjek 4



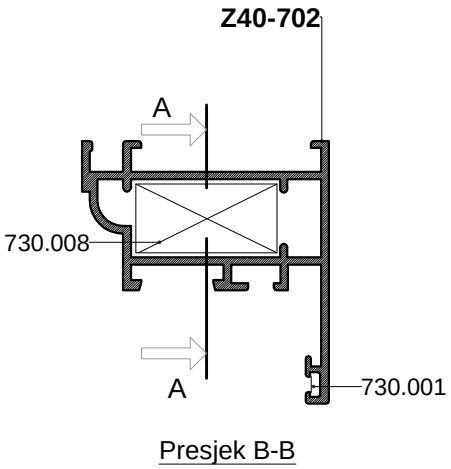
Presjek 5



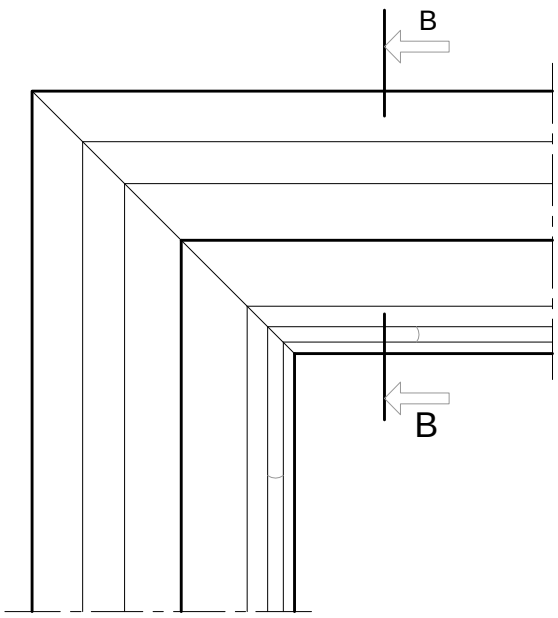
Presjek 6

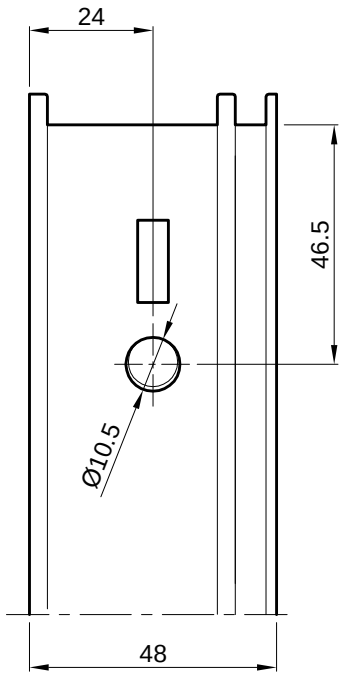
Obrada i montaža
/Grilja Z40/

Spajanje profila Z40-702 kutnikom 710.075

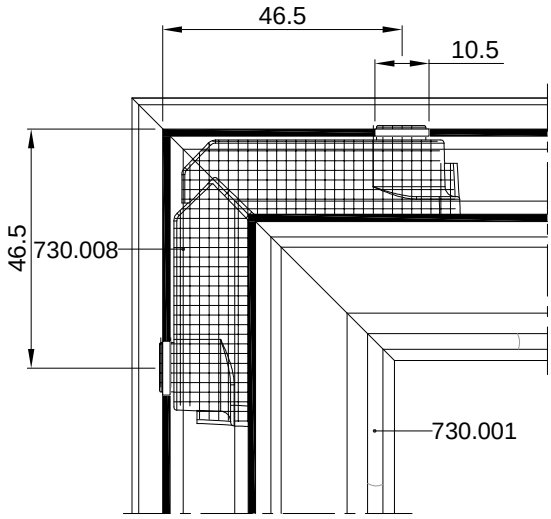


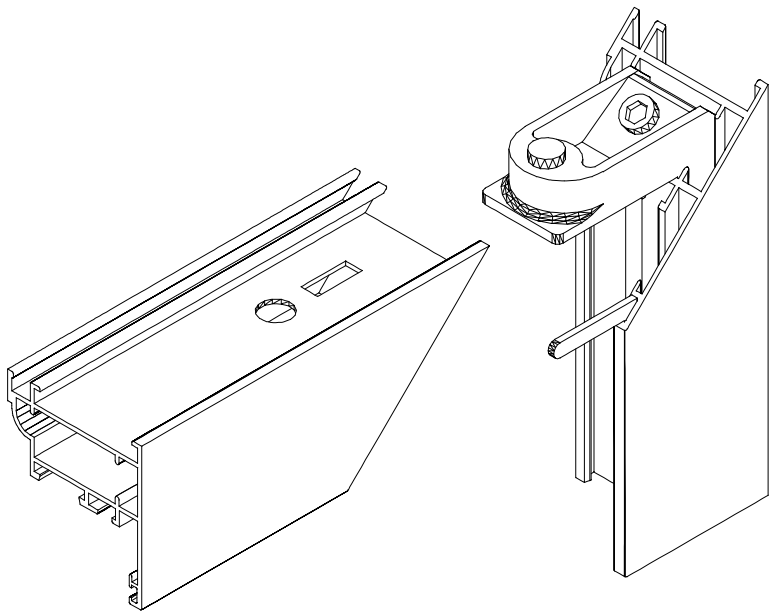
Presjek B-B





Spajanje kutnikom 730.008 s predobradom štancanja

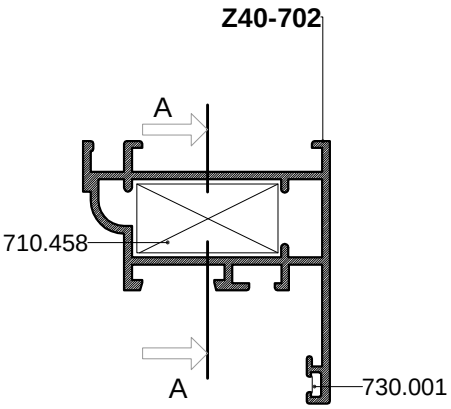




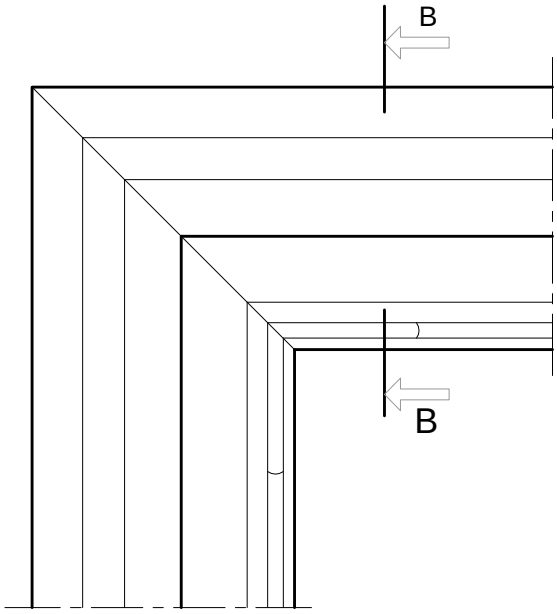
Presjek A-A

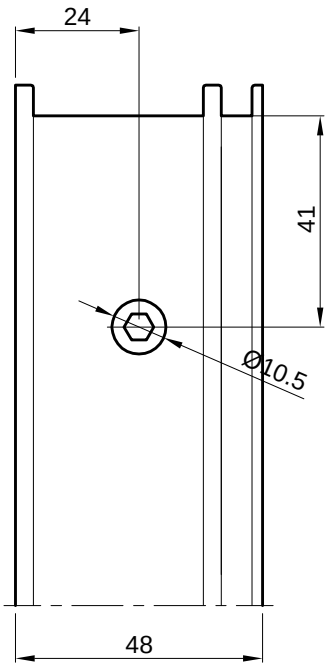
Način spajanja je isti i za profile Z40-701 i Z40-655.

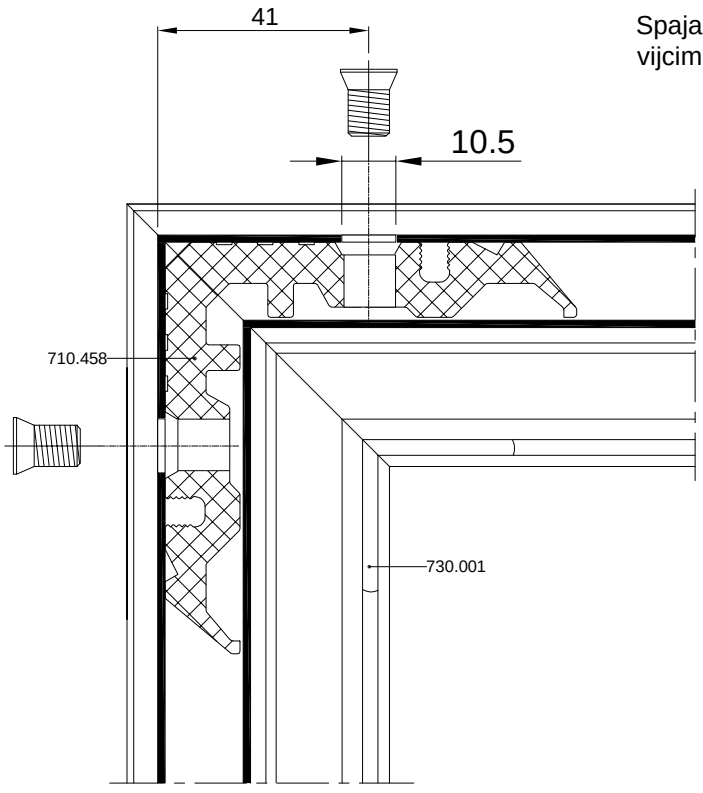
Spajanje profila Z40-702 kutnikom 710.075



Presjek B-B

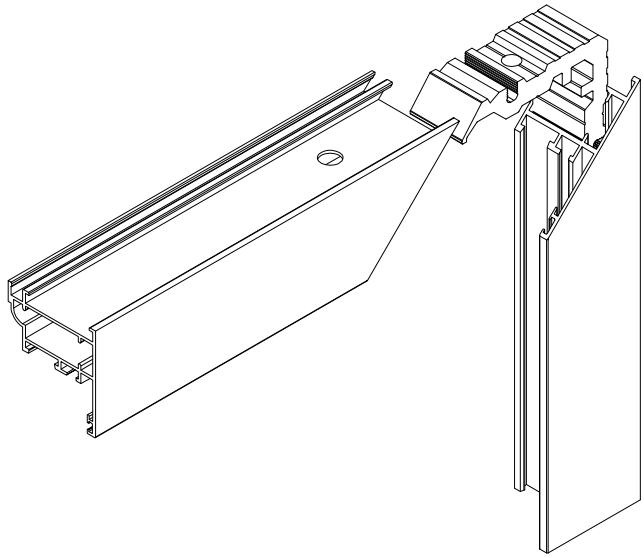






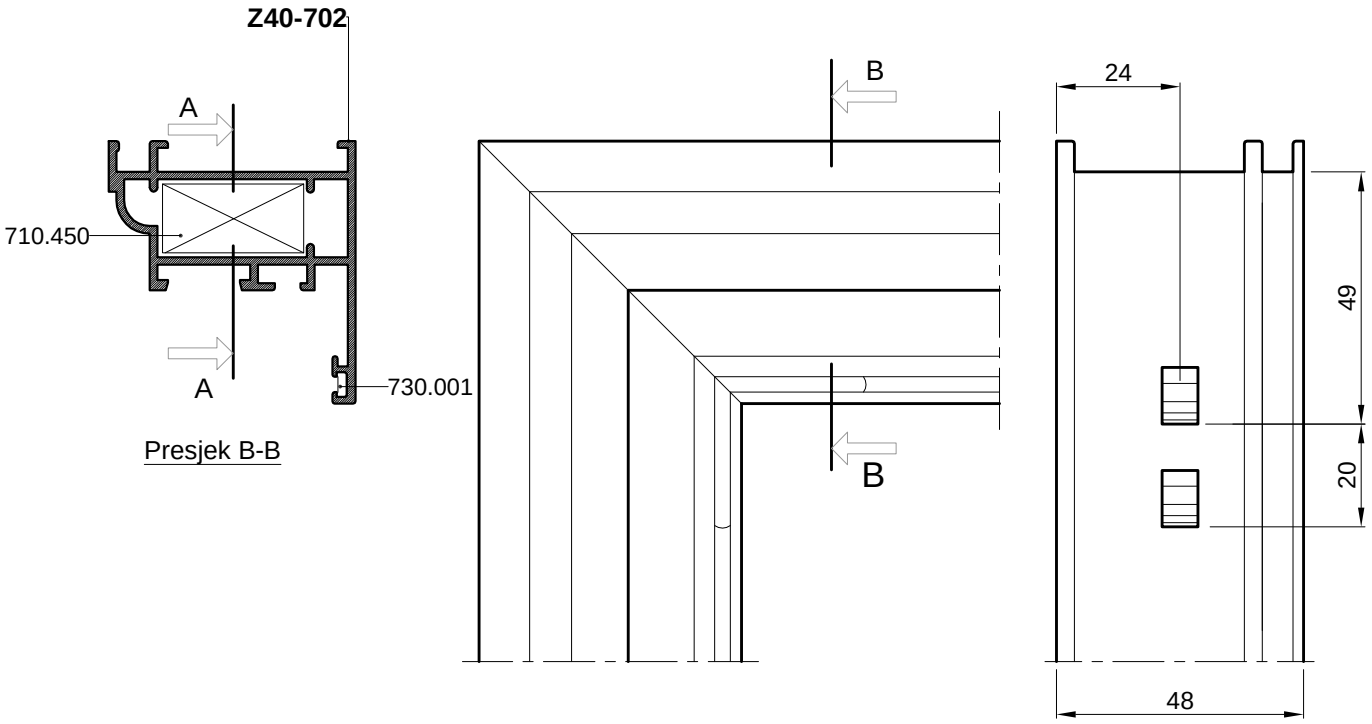
Presjek A-A

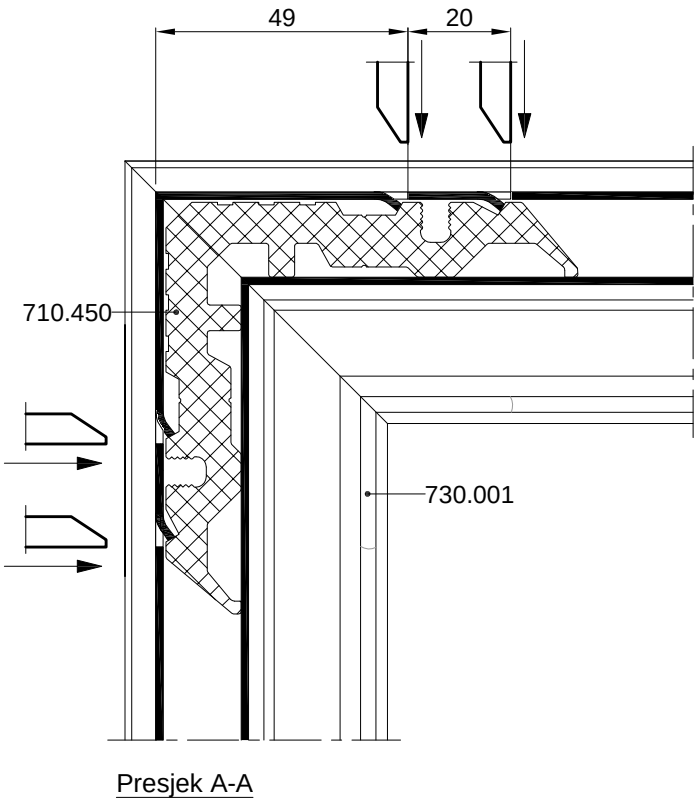
Spajanje kutnikom 710.458 - vijcima M8x13 - *(431.266)*



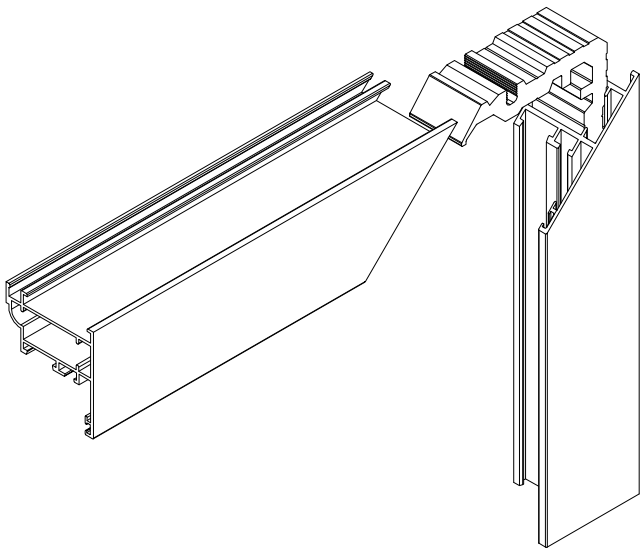
Način spajanja je isti i za profile Z40-701 i Z40-655.

Spajanje profila Z40-702 kutnikom 710.035



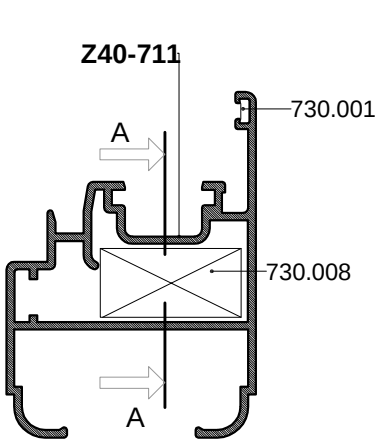


Spajanje kutnikom 710.450 - uprešavanjem stijenke profila prema kutniku

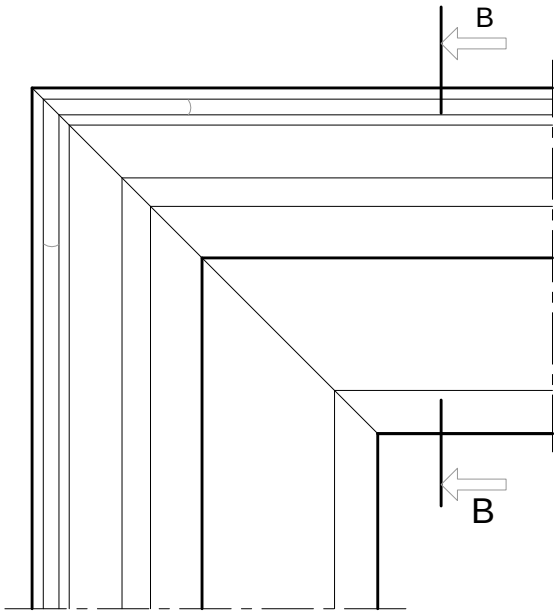


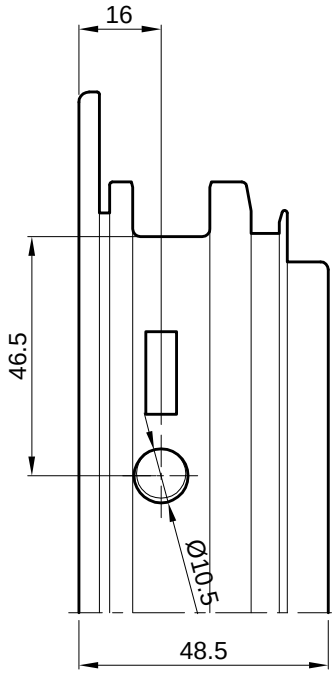
Način spajanja je isti i za profile Z40-701 i Z40-655.

Spajanje profila Z40-711 kutnikom 730.008

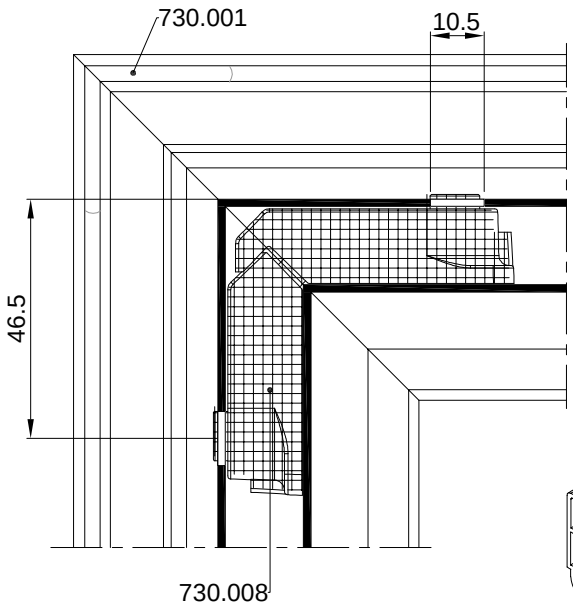


Presjek B-B

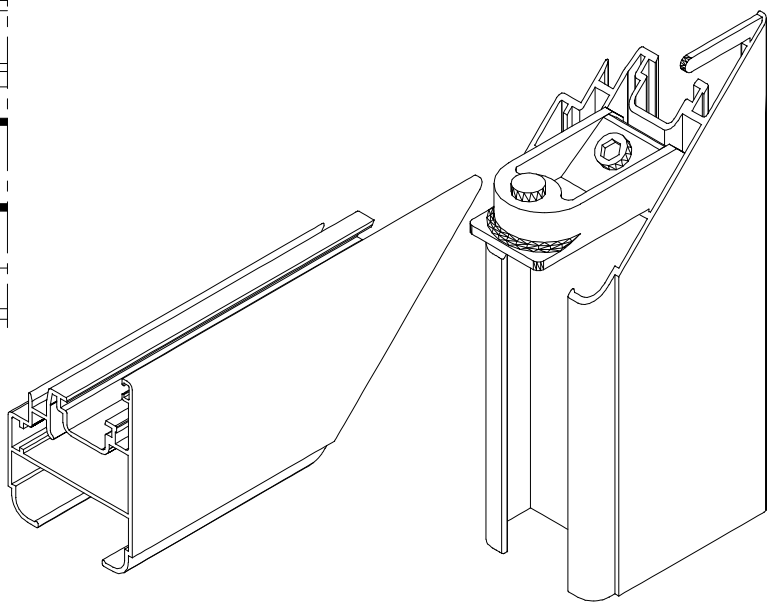




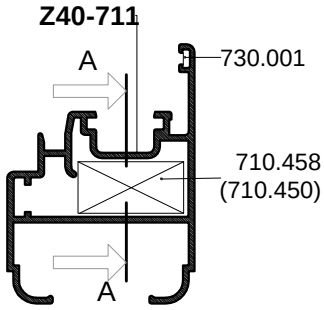
Spajanje kutnikom 730.008 -
s predobradom štancanja



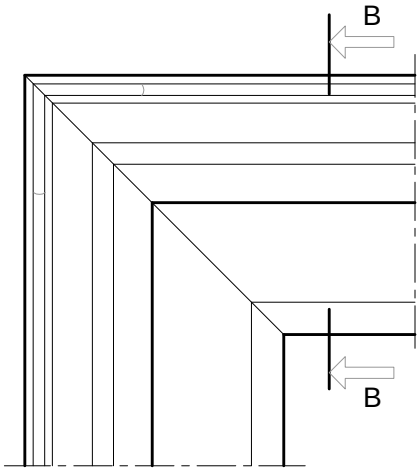
Presjek A-A

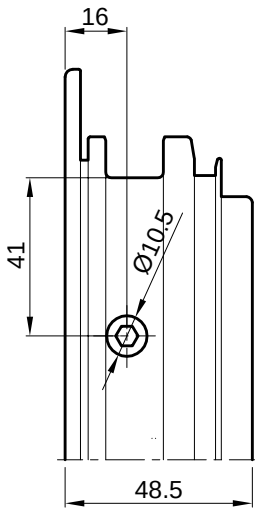


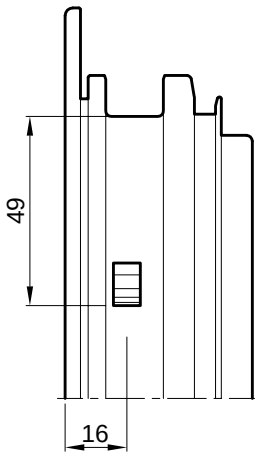
Spajanje profila Z40-711 kutnikom 710.458 i 710.450



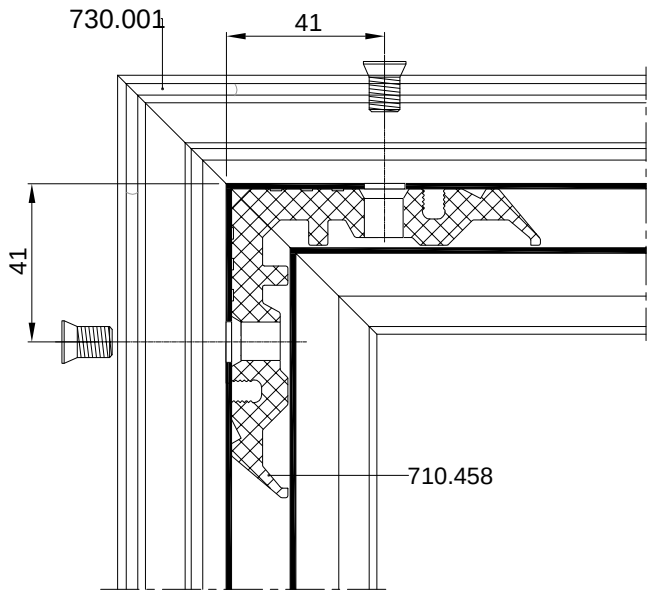
Presjek B-B





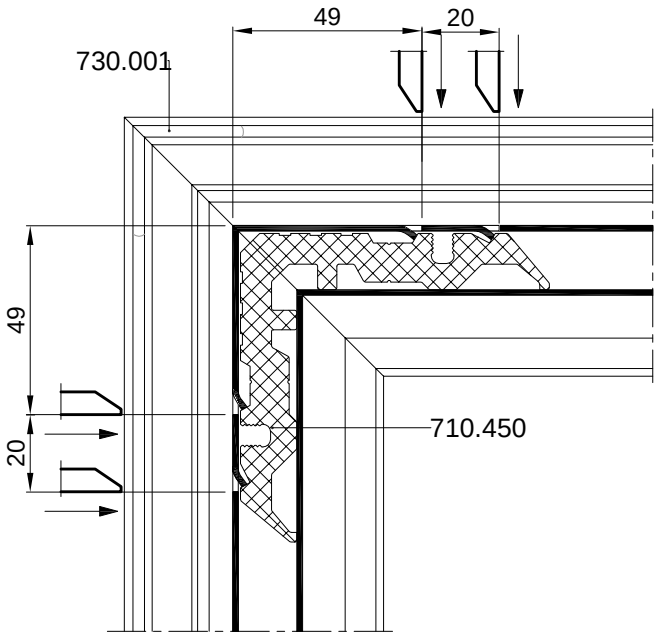


Spajanje kutnikom
710.458 - vijcima
M8x13 -(431.266)



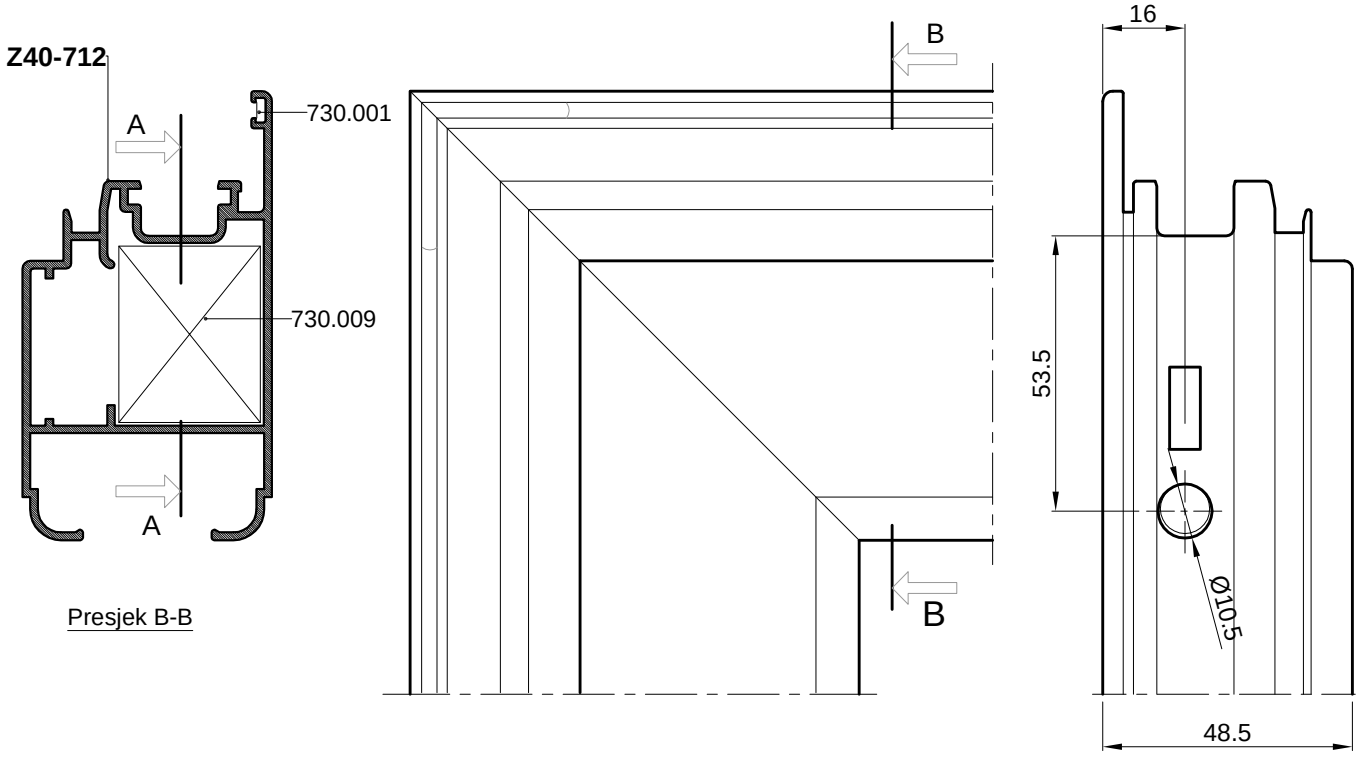
Presjek A-A

Spajanje kutnikom
710.450 -
upresavanjem stijenke
profila prema kutniku



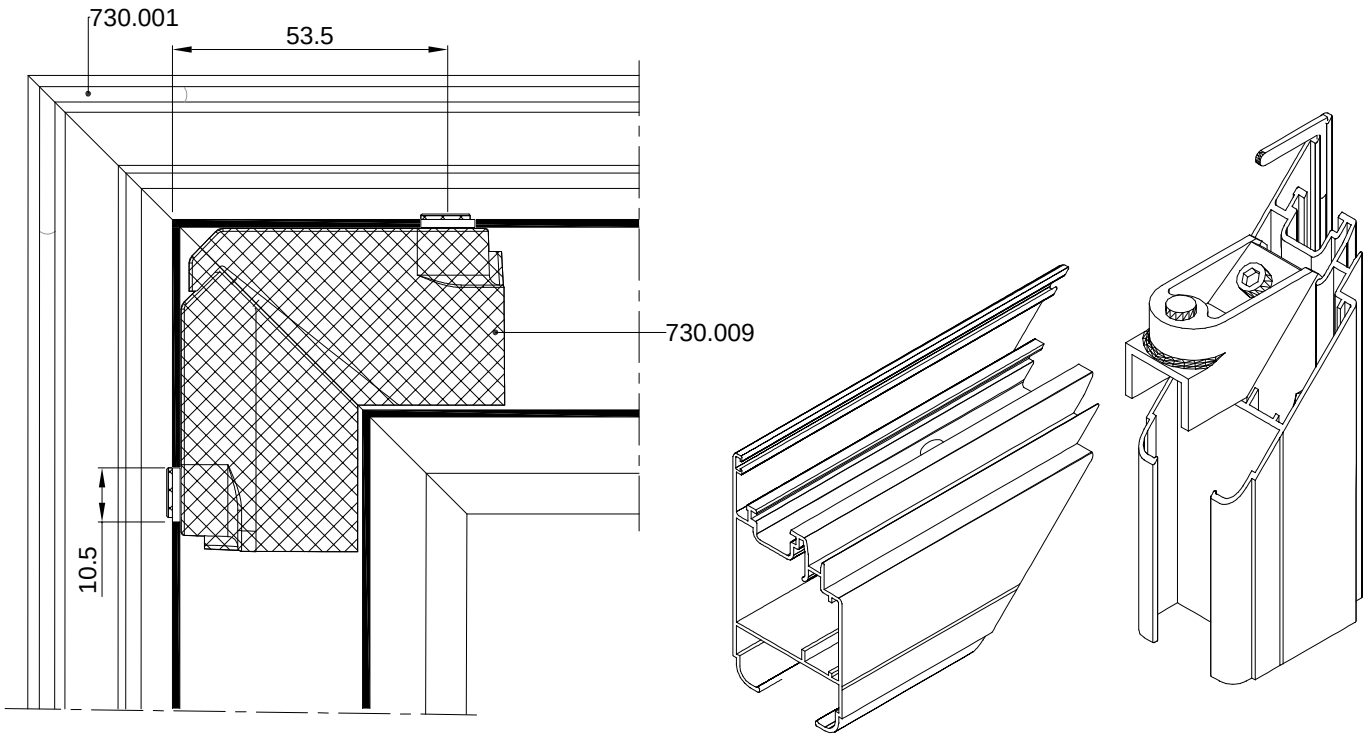
Presjek A-A

Spajanje profila Z40-712 kutnikom 730.009



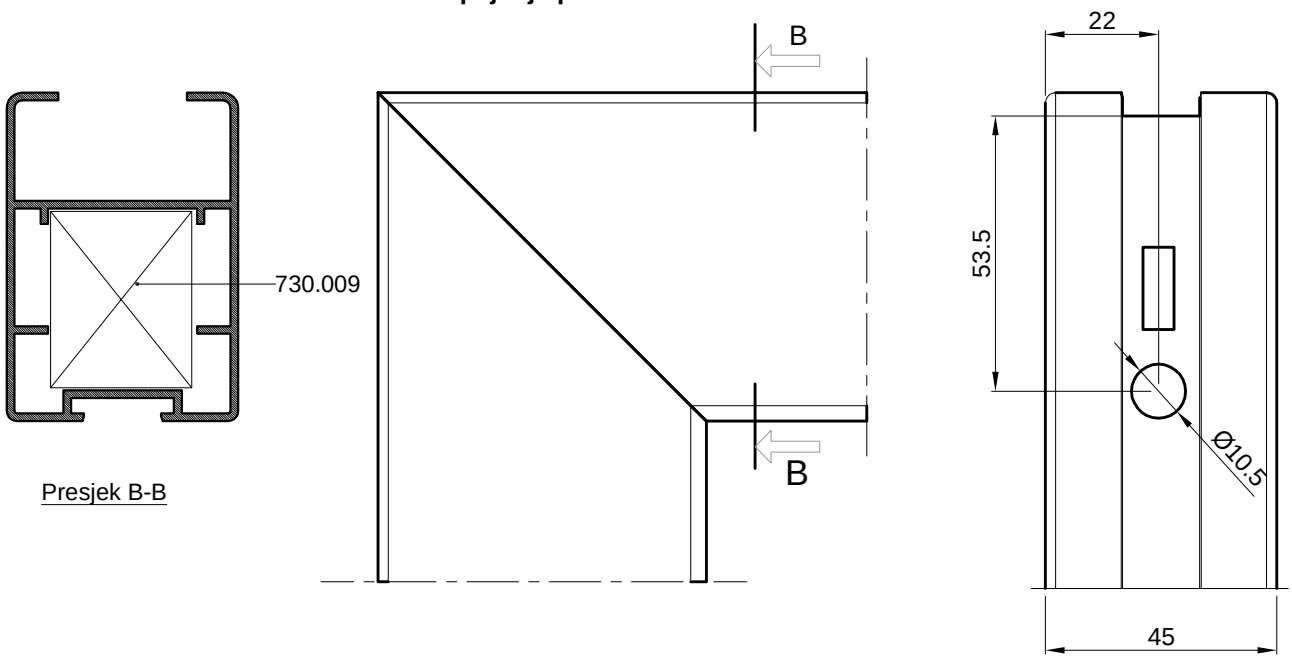
Presjek B-B

Spajanje kutnikom 730.009 s predobradom štancanja



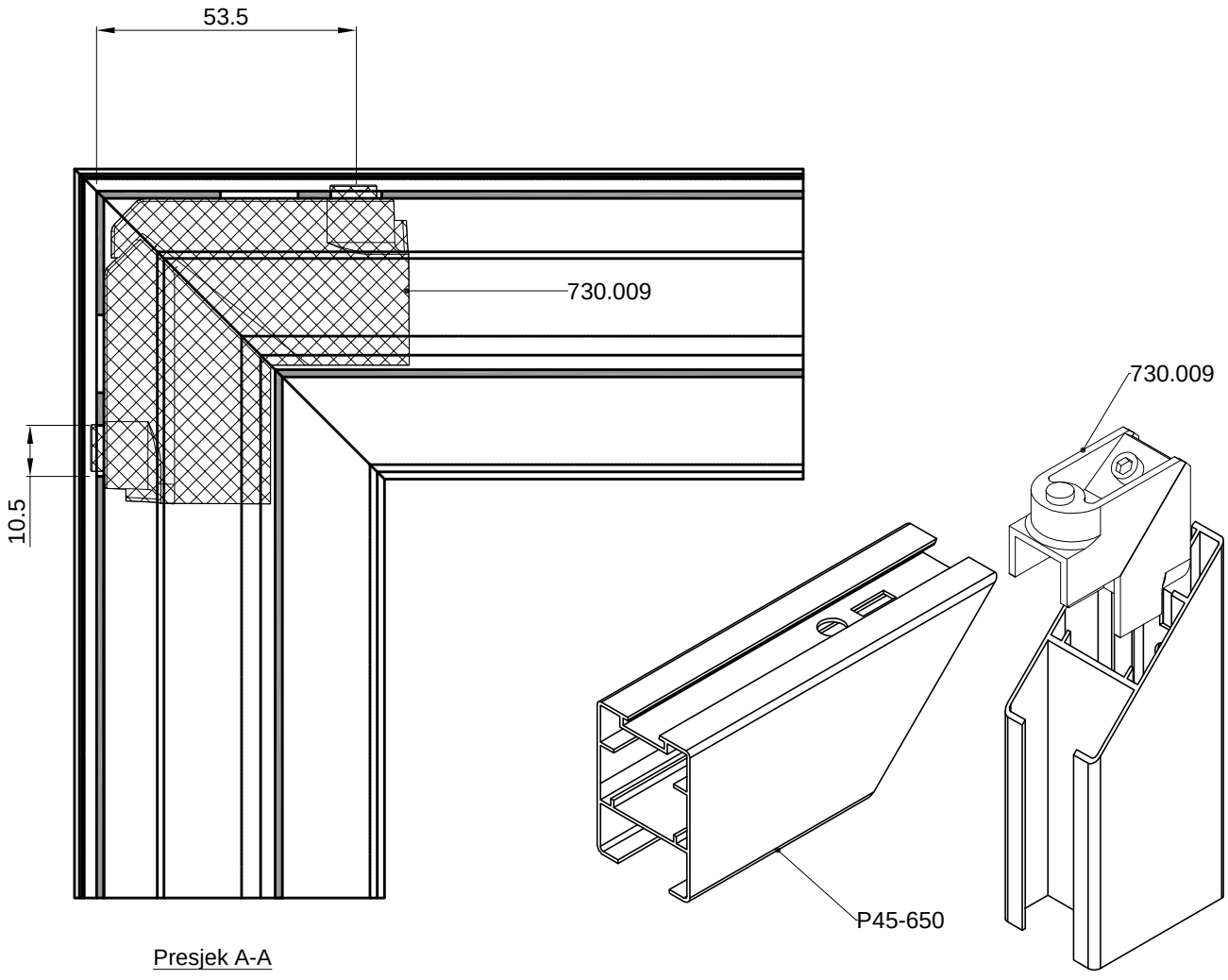
Presjek A-A

Spajanje profila P45-650 kutnikom 730.009



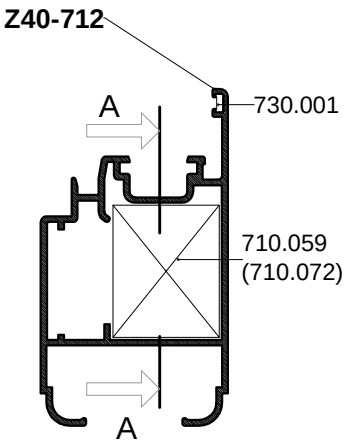
Presjek B-B

Spajanje kutnikom 730.009 s predobradom štancanja

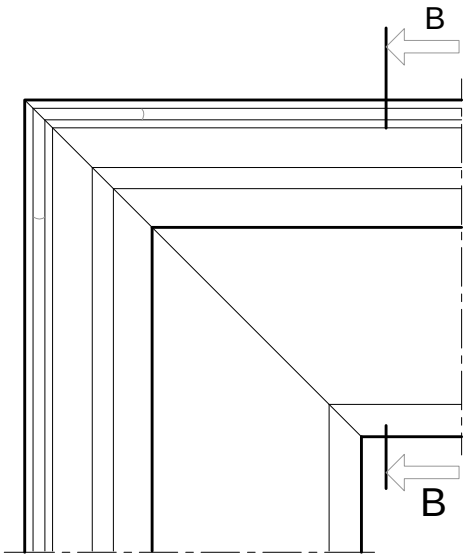


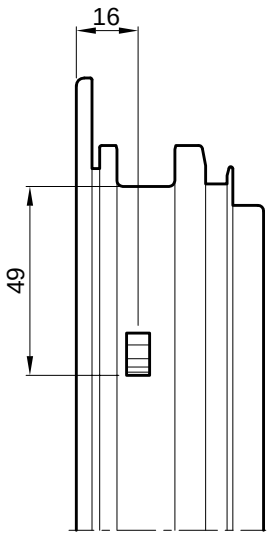
Presjek A-A

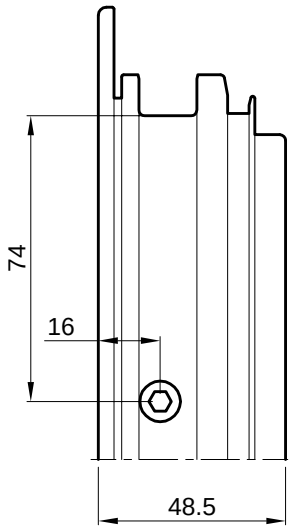
Spajanje profila Z40-712 kutnikom 710.059 i 710.072



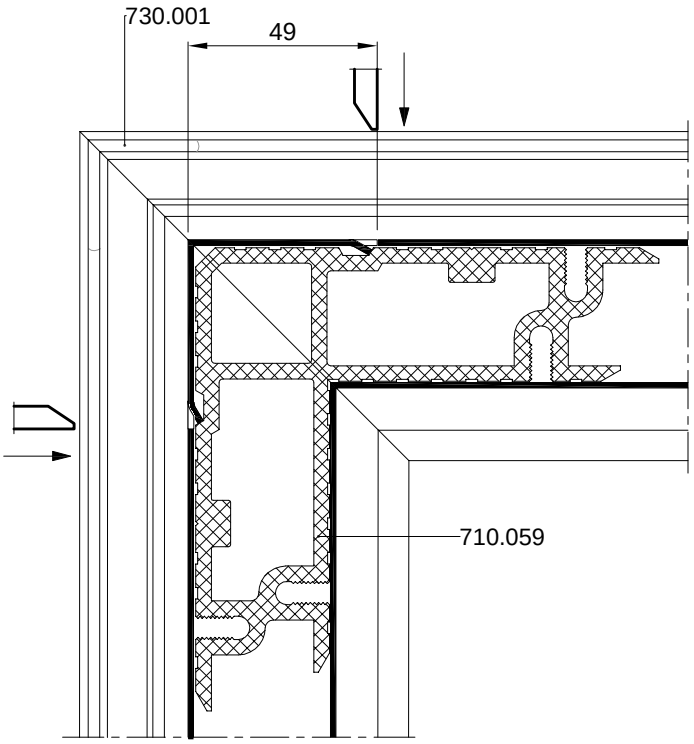
Presjek B-B



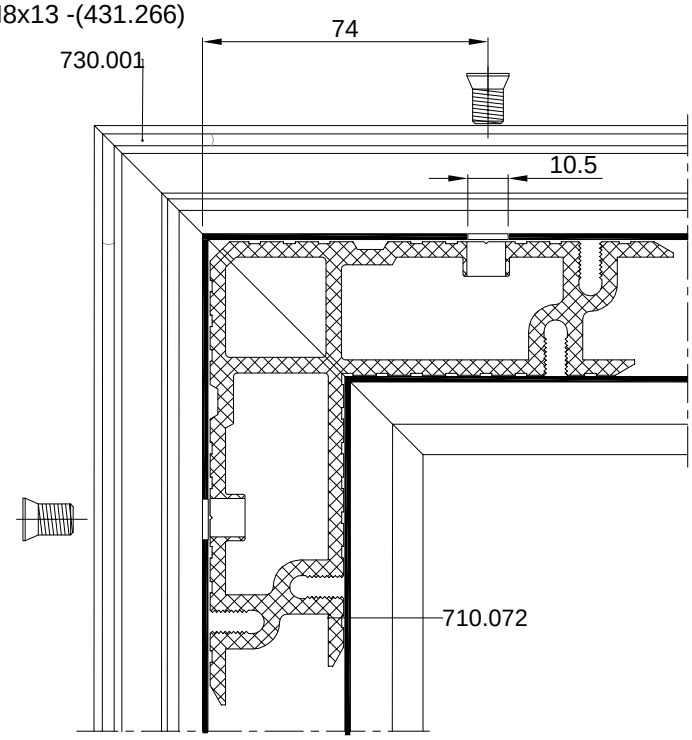




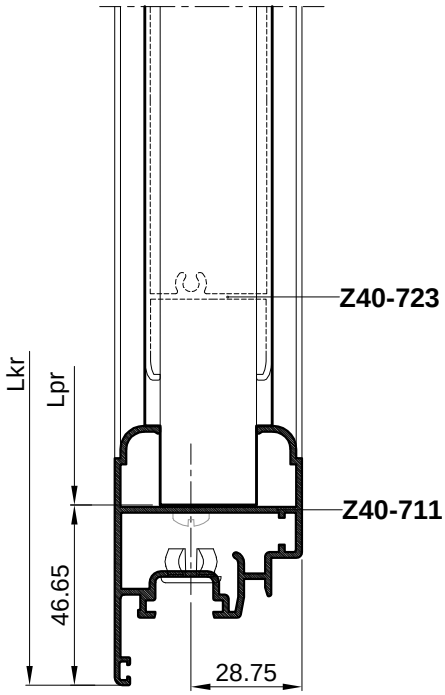
Spajanje kutnikom 710.059 - uprešavanjem stijenke profila prema kutniku

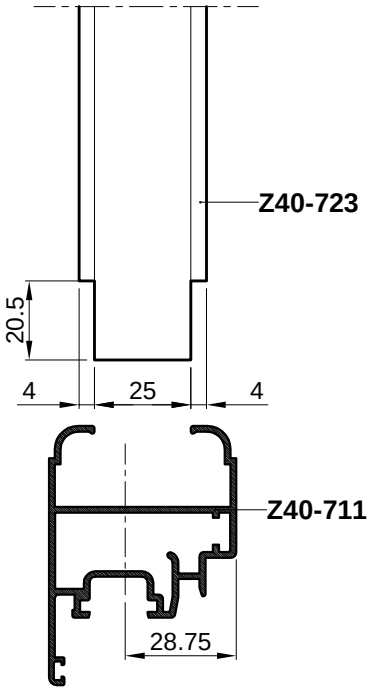


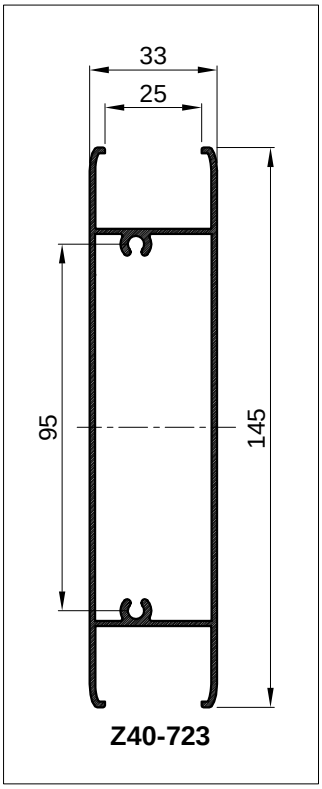
Spajanje kutnikom 710.072 vijcima M8x13 -(431.266)



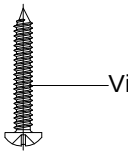
Spajanje profila prečke Z40-723 vijcima







Mjera pilanja prečke:
Lpr=Lkr-93.3

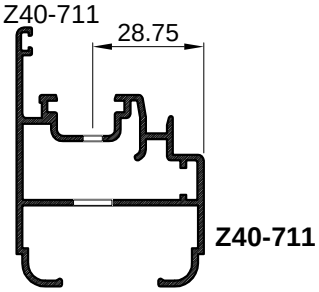


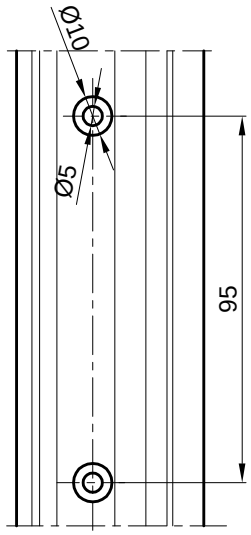
Vijak 4.8x32 DIN 7981(433.046)

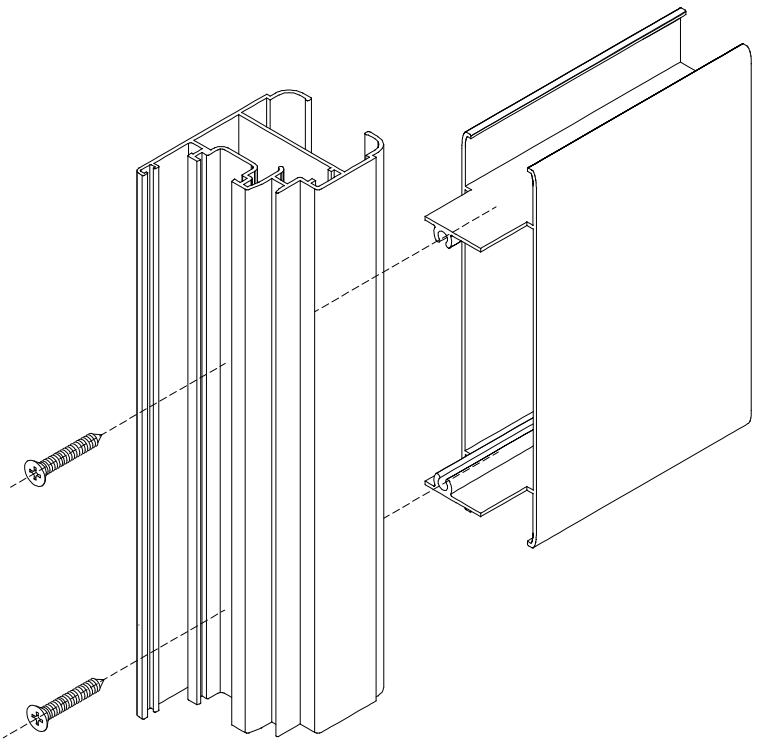


Čep, maska za Ø10 (730.023)

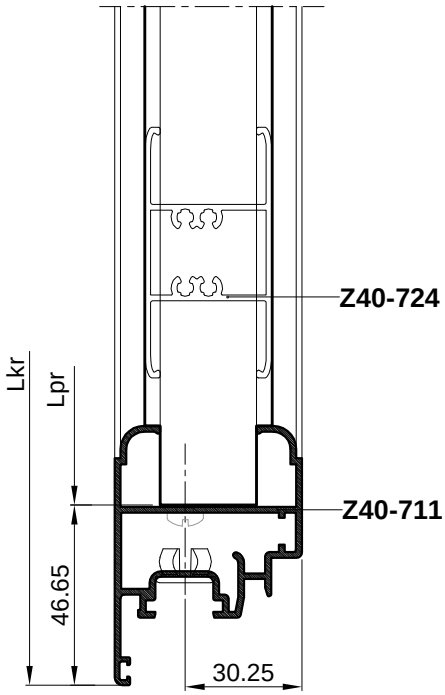
Obrada profila
Z40-711



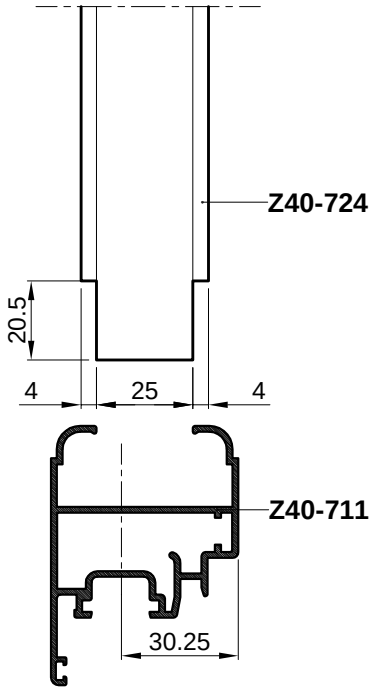


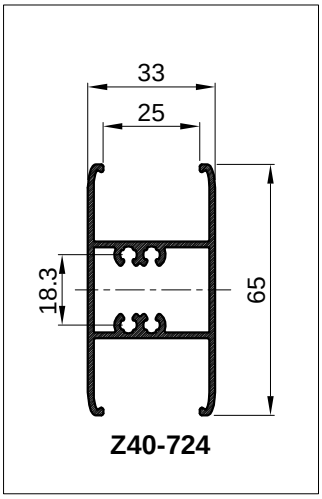


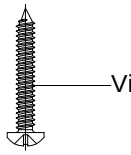
Spajanje profila prečke Z40-724 vijcima



Mjera pilanja prečke:
Lpr=Lkr-93.3





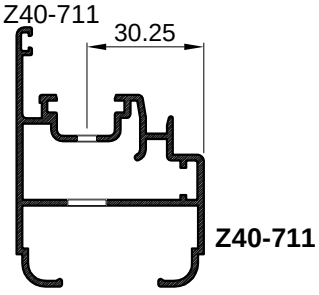


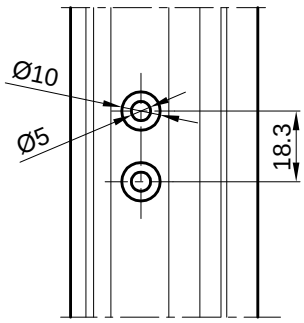
Vijak 4.8x32 DIN 7981(433.046)

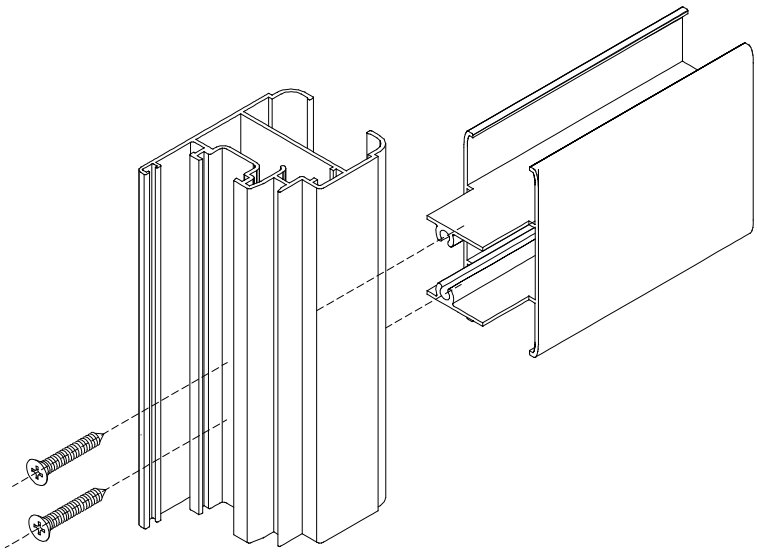


Čep, maska Ø10 (370.023)

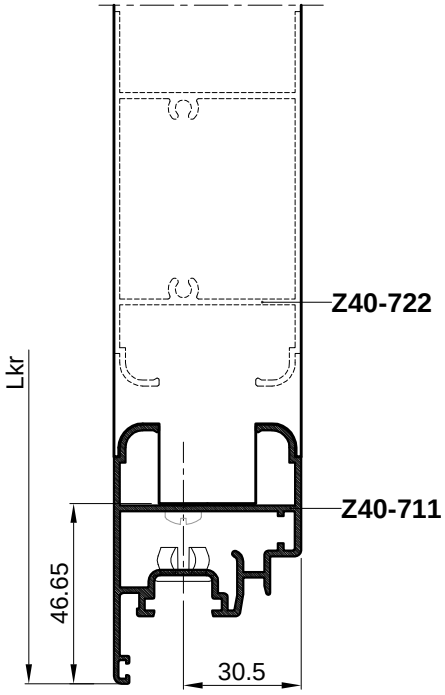
Obrada profila
Z40-711

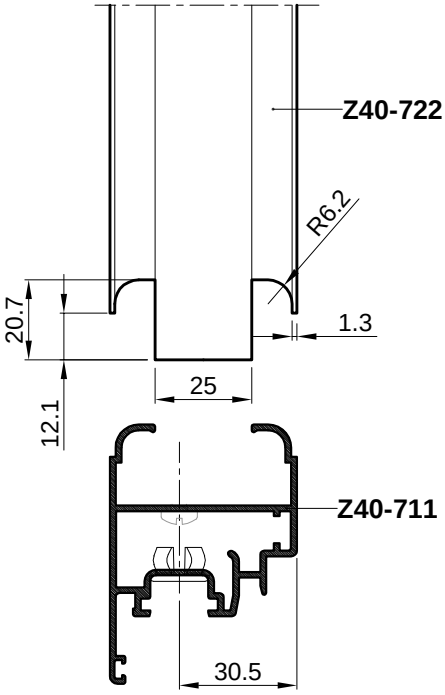


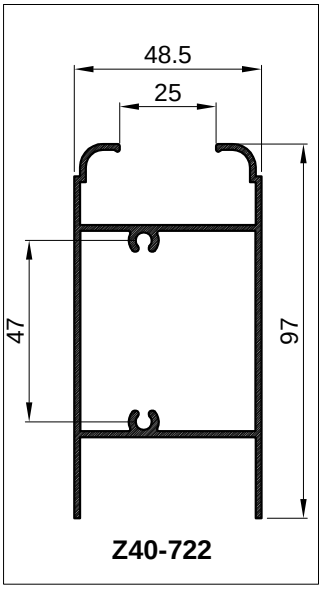




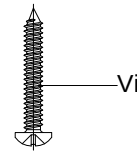
Spajanje profila prečke Z40-722 vijcima





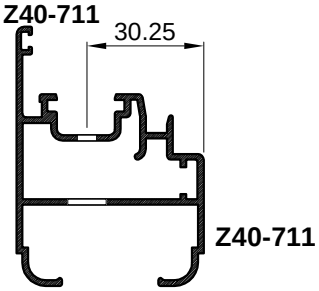


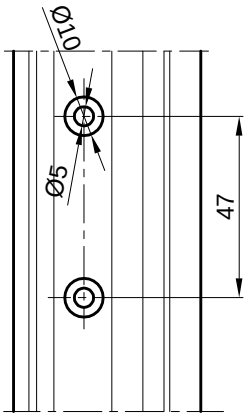
Mjera pilanja prečke:
Lpr=Lkr-93.3

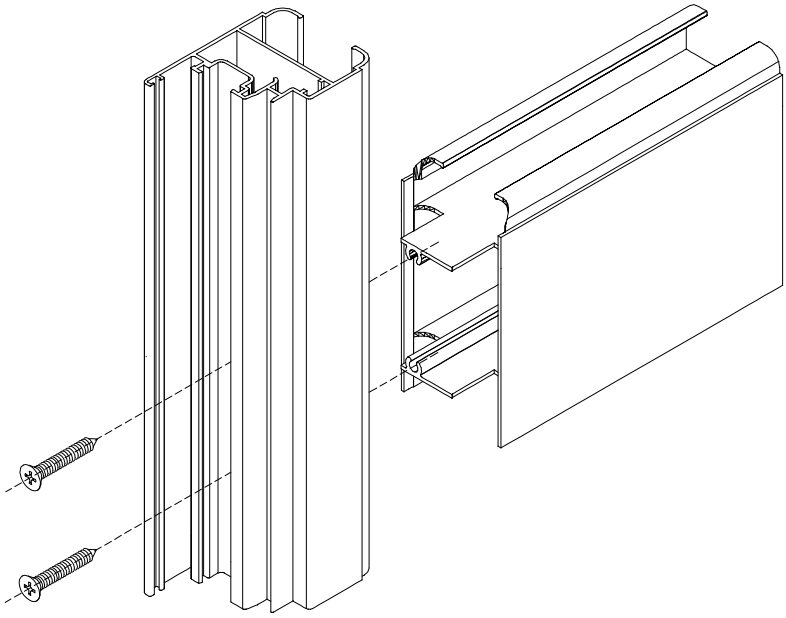

Vijak 4.8x32 DIN 7981(433.046)


Čep, maska Ø10 (370.023)

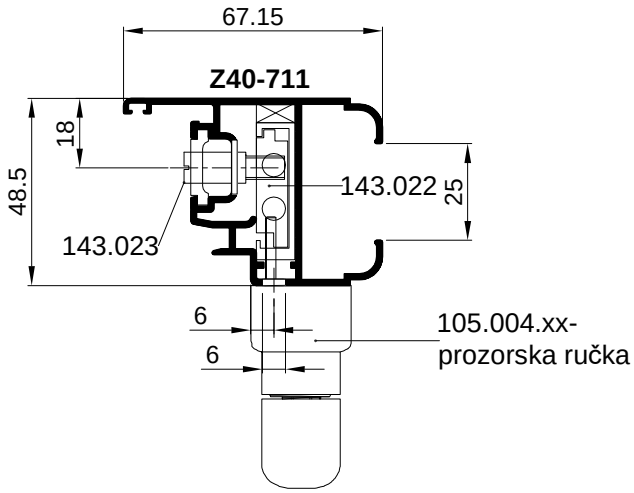
Obrada profila
Z40-711

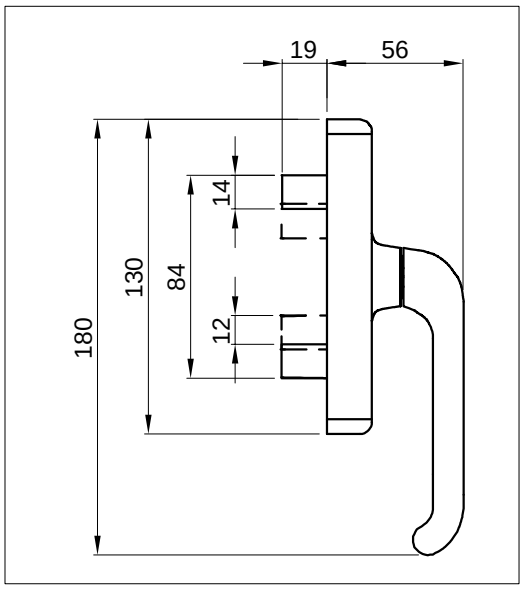


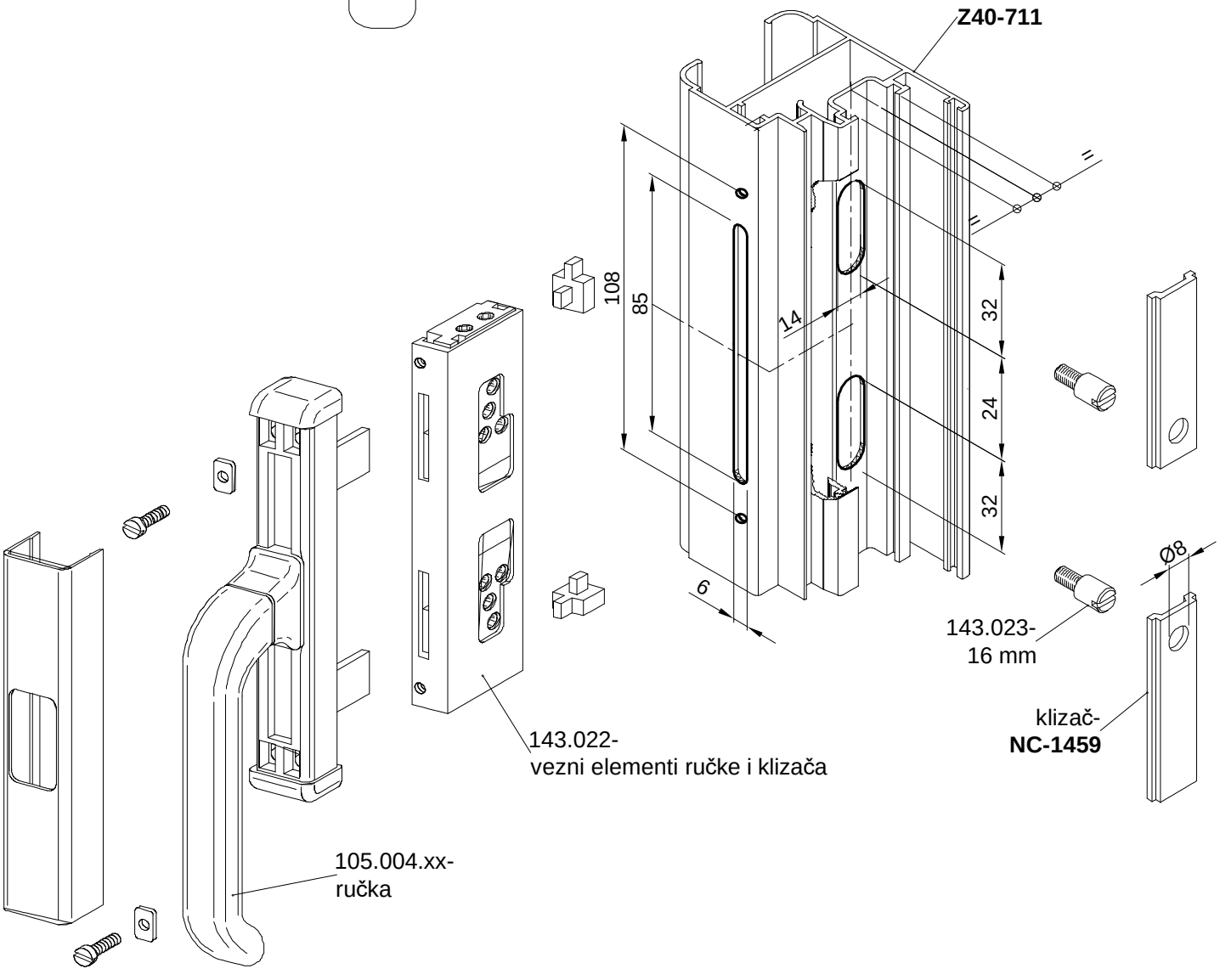




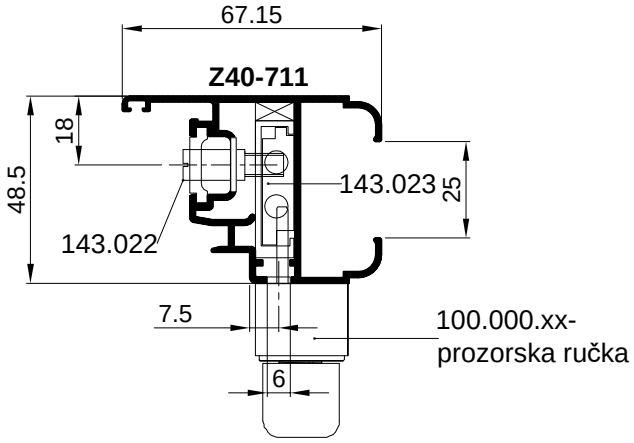
Ugradnja i Obrada i montaža profila za prozorsku ručku105.004.xx sa elementima pogona klizača 143.022 i 143.023

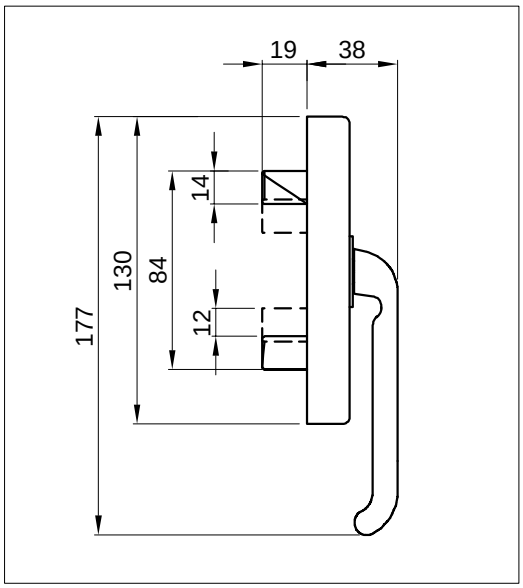


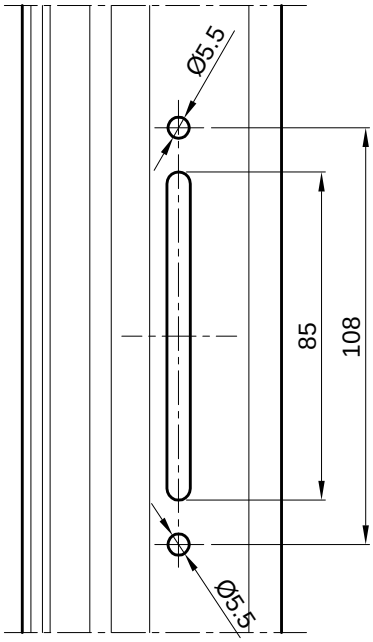


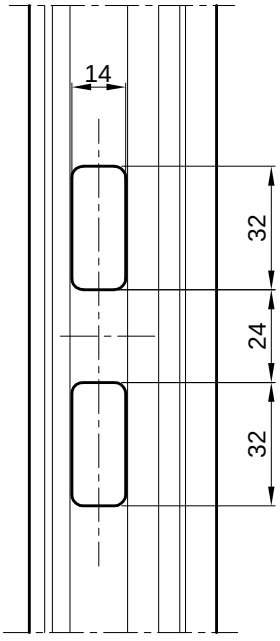


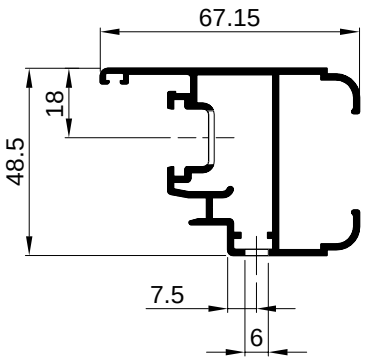
Obrada i montaža profila Z40-711 za prozorsku ručku 100.000.xx sa art. 143.022 i 143.023



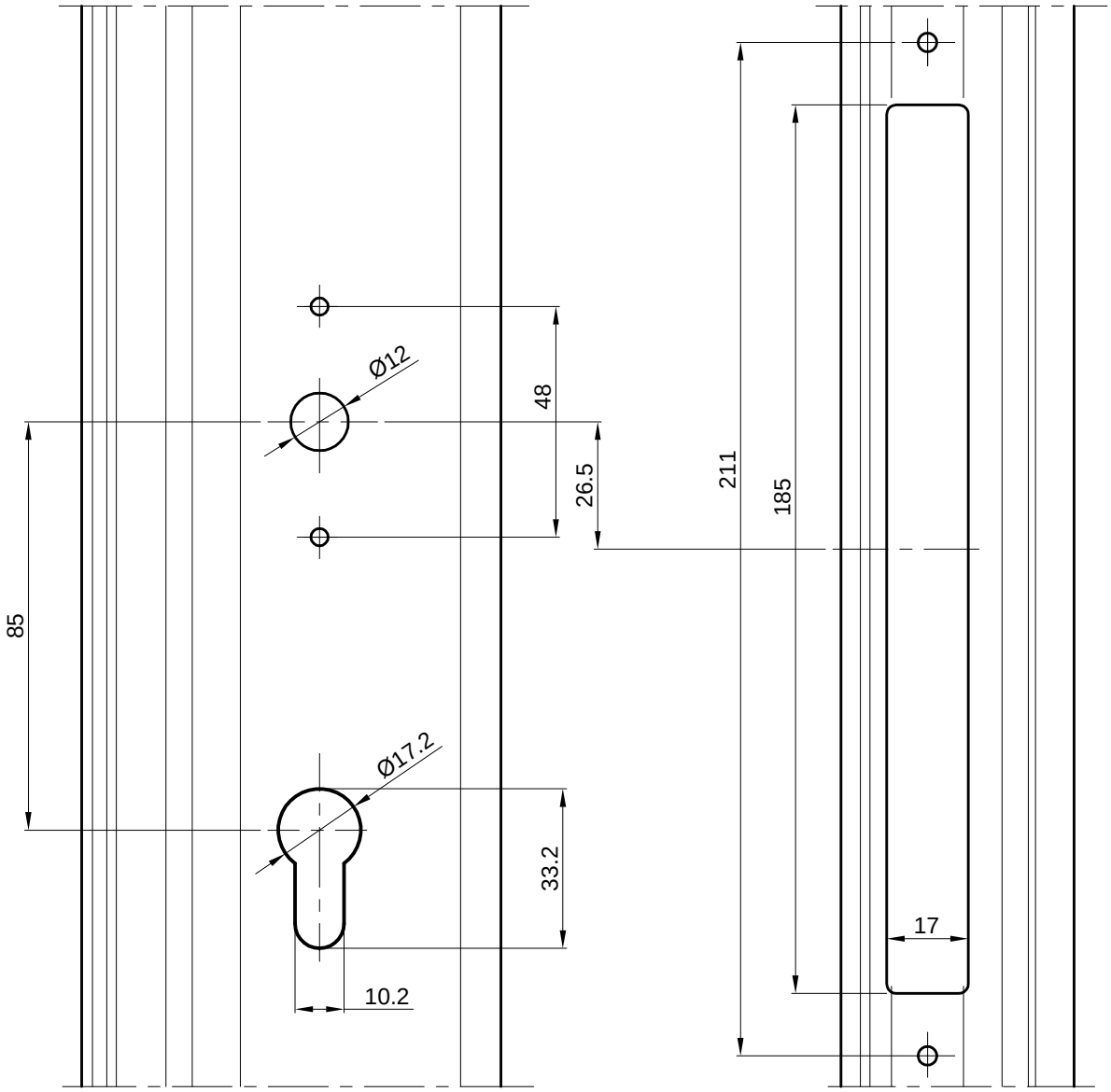


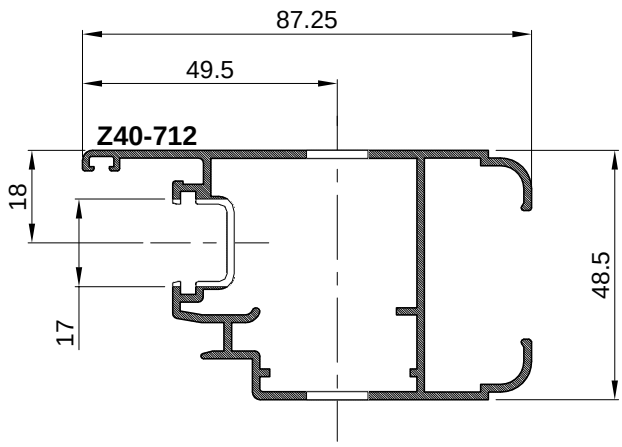


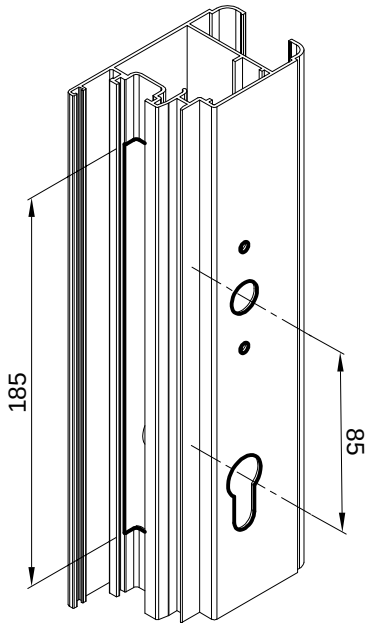




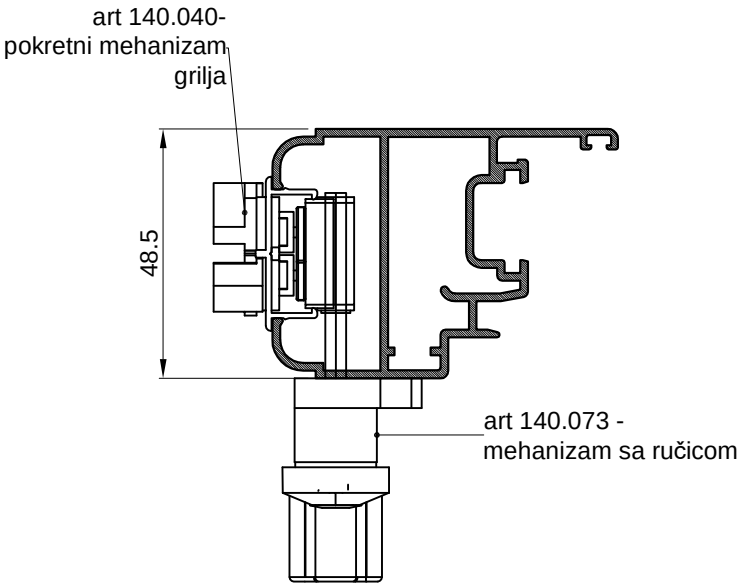
Obrada profila Z40-712 za bravu 124.001- 35 mm (Stublina) i ručku za vrata 104.001.xx (Stublina)

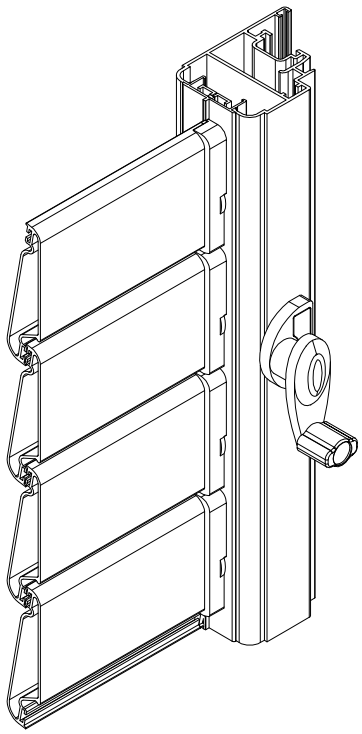




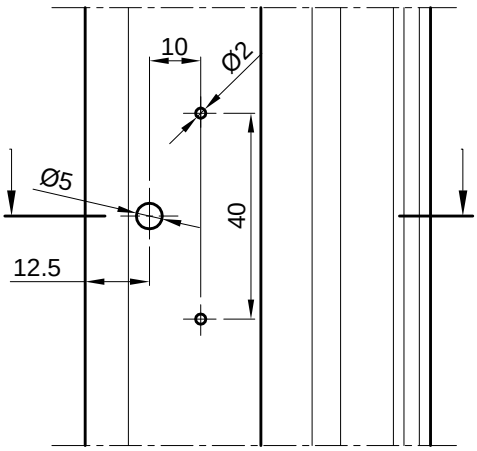


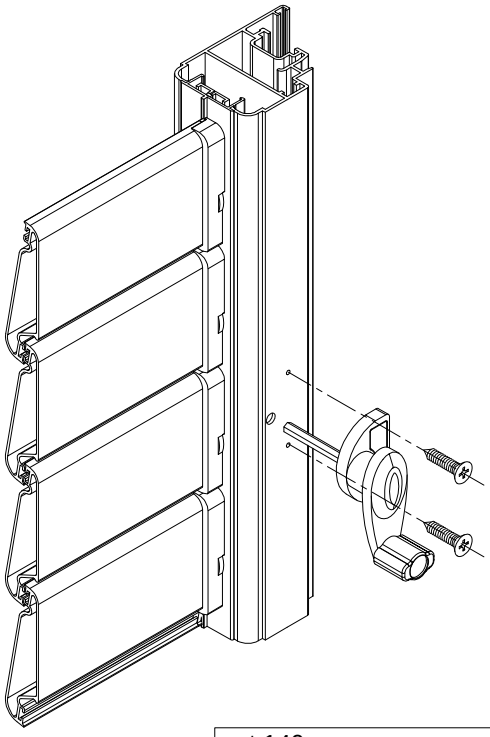
UGRADNJA MEHANIZMA SA RUČICOM (art.140.040) ZA POKRETANJE MAHANIZMA GRILJA (25 mm)

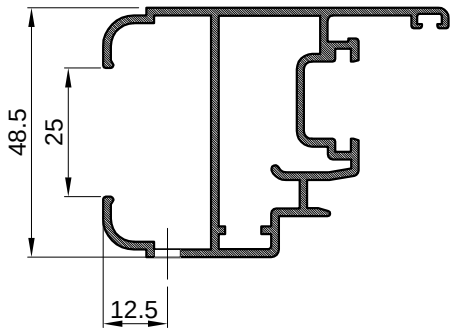


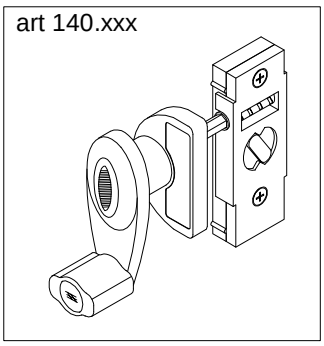


OBRADA ZA UGRADNJU RUČICE



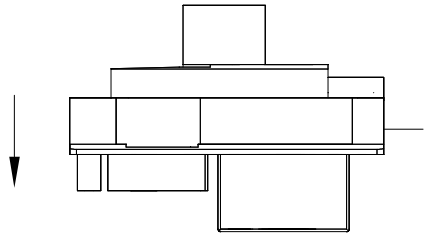


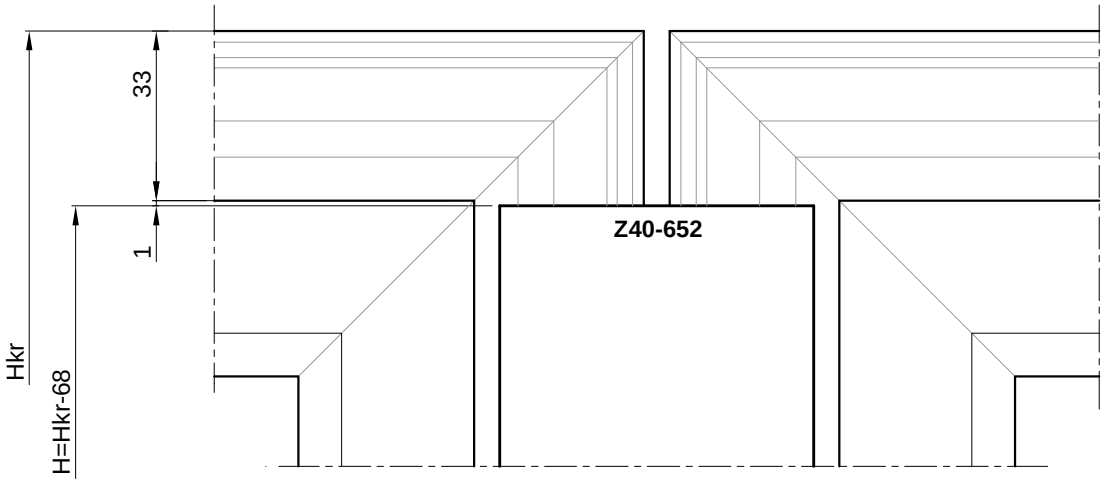


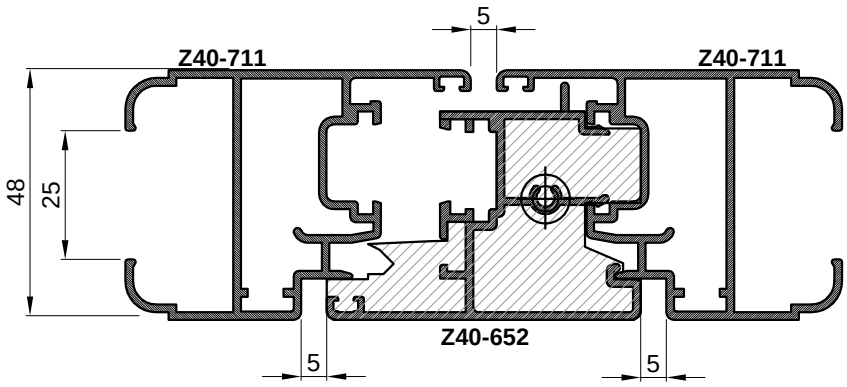


Detalj ugradnje umetka 363.008 u profil Z40-652

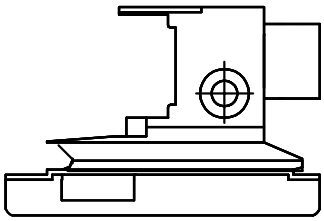
-otvaranje unutra





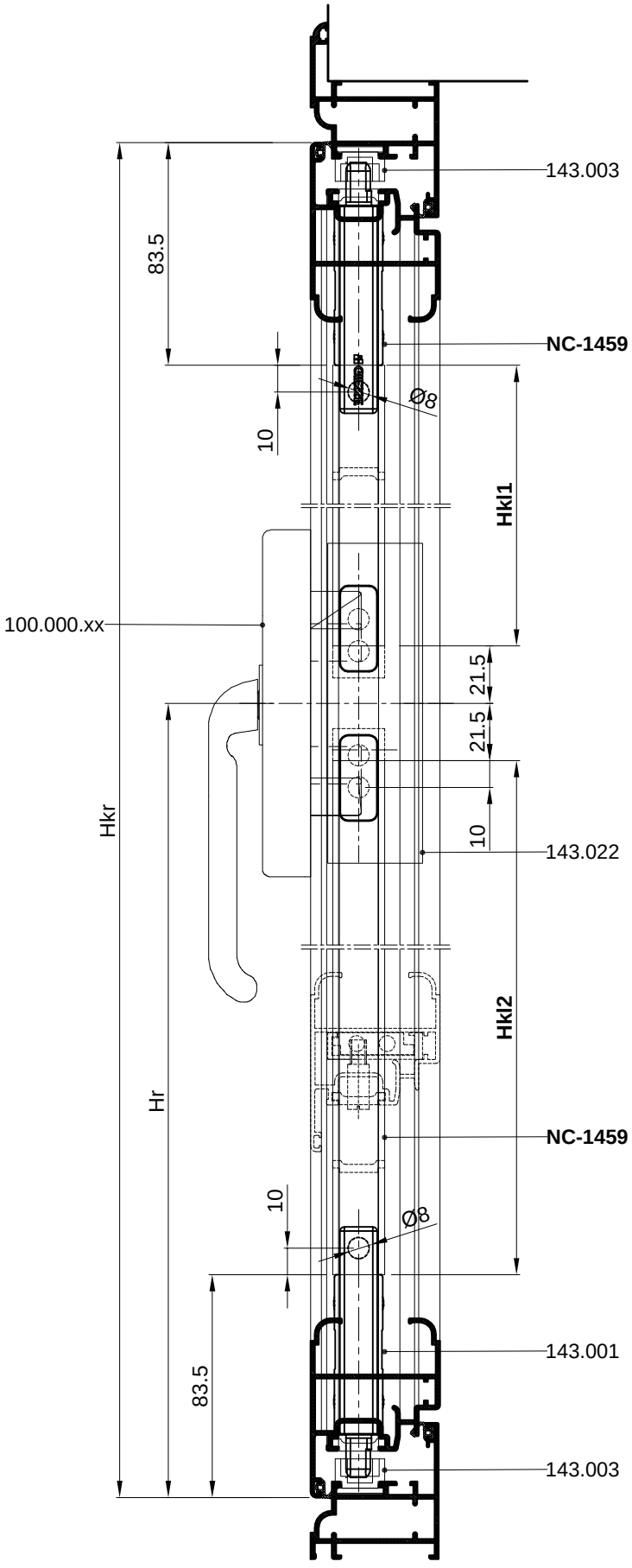


Obrada profila Z40-652 prema profilu krila



Detalj ugradnje umetka 363.008 u profil Z40-652 primjenjiv je i u sklopu s profilom krila Z40-712

Obrada i pilanje profila NC-1459 (klizača)

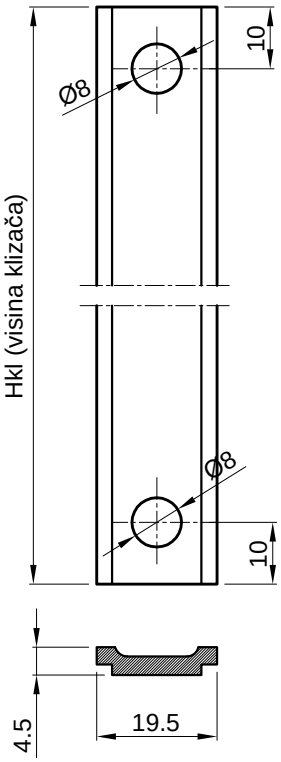


Mjere pilanja klizača

Hkl1 =Hkr-Hr-105

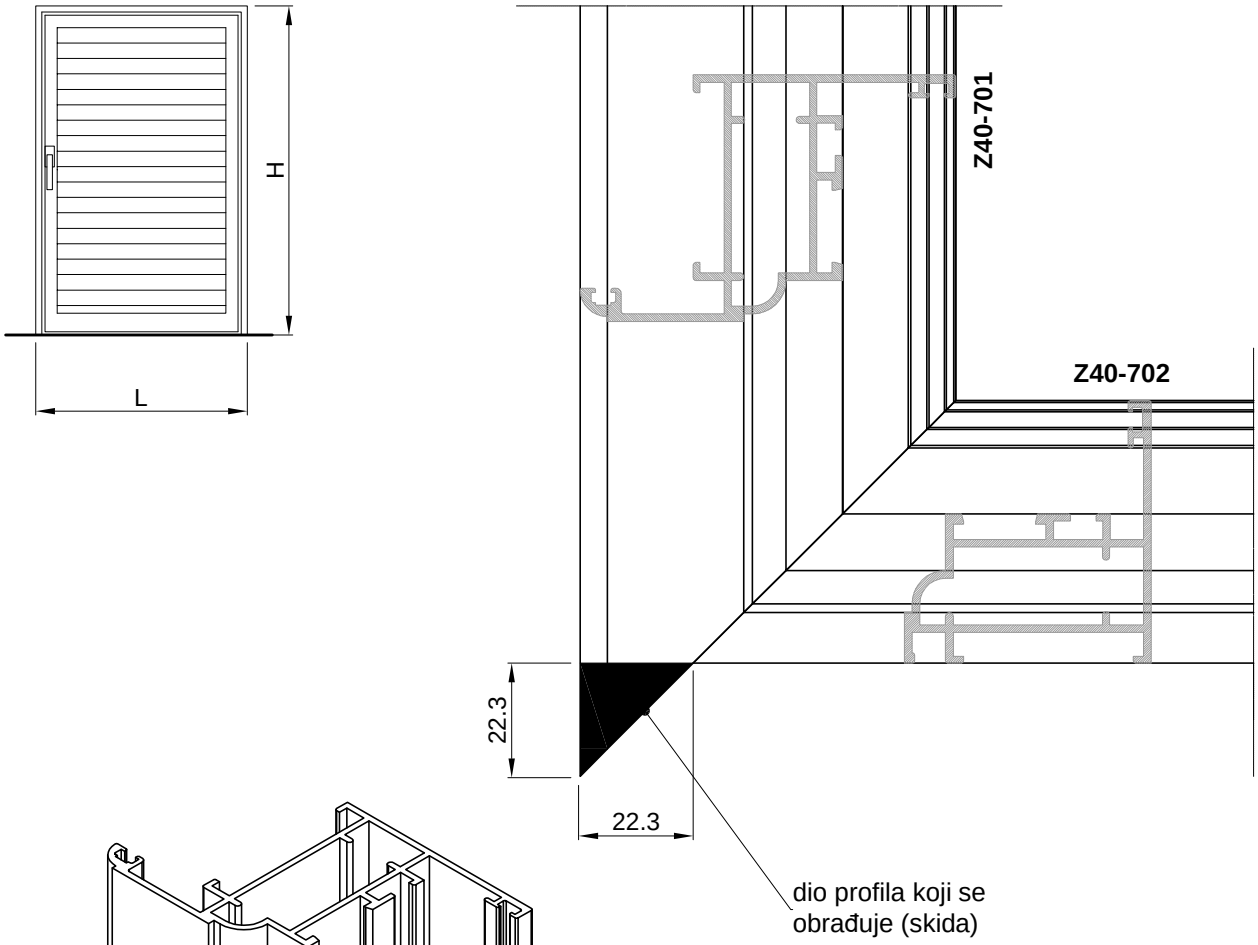
Hkl2 =Hr-105

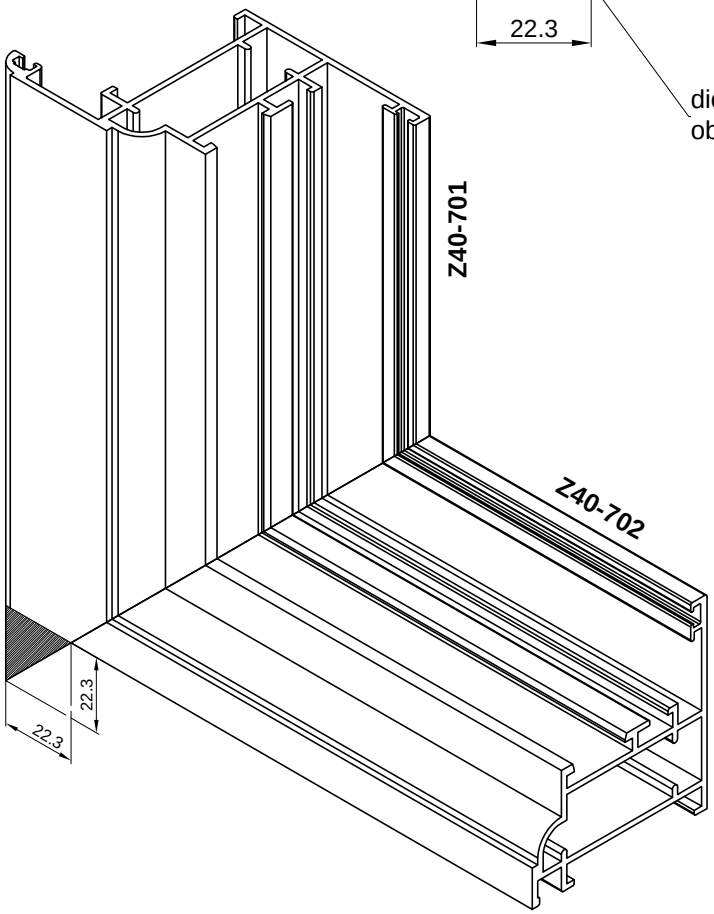
Obrada klizača
M 2:1



DETALJ KOD UGRADNJE GRILJE NA PROZOR SA KLUPICOM

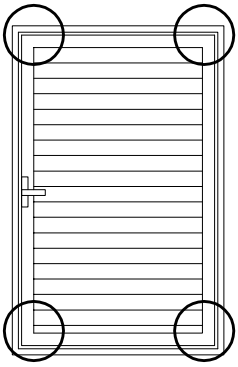
-Obrada donjeg vodoravng pojasa rama - profil Z40-701

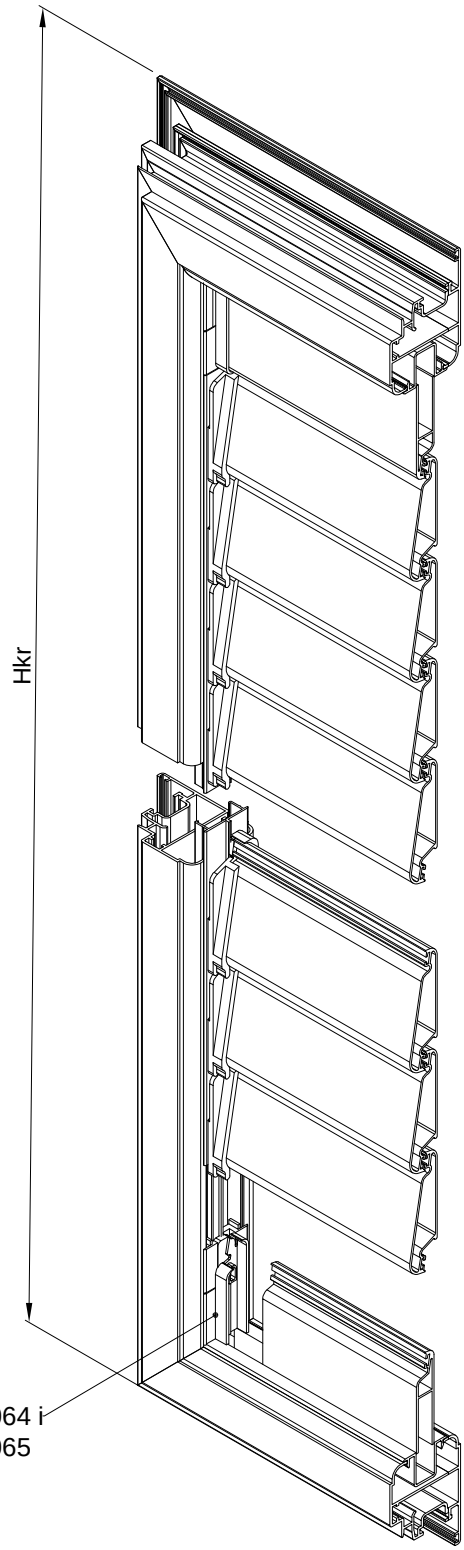


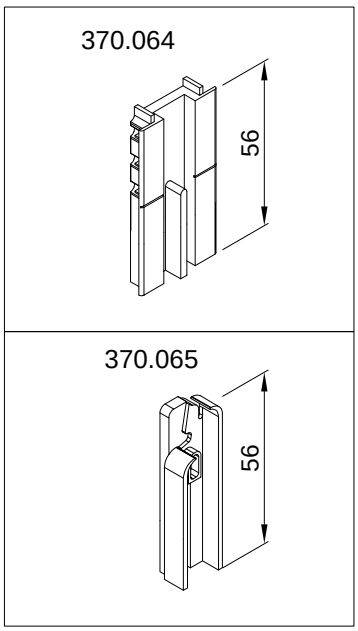


GRILJA S POKRETNOM ISPUNOM

- Ugradnja početnog profila D45-075 s pripadajućim pvc umetcima u krilo grilje



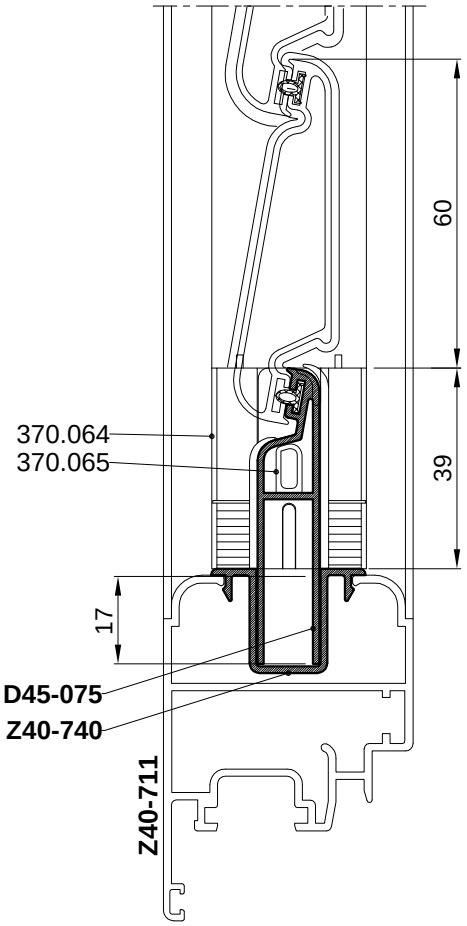




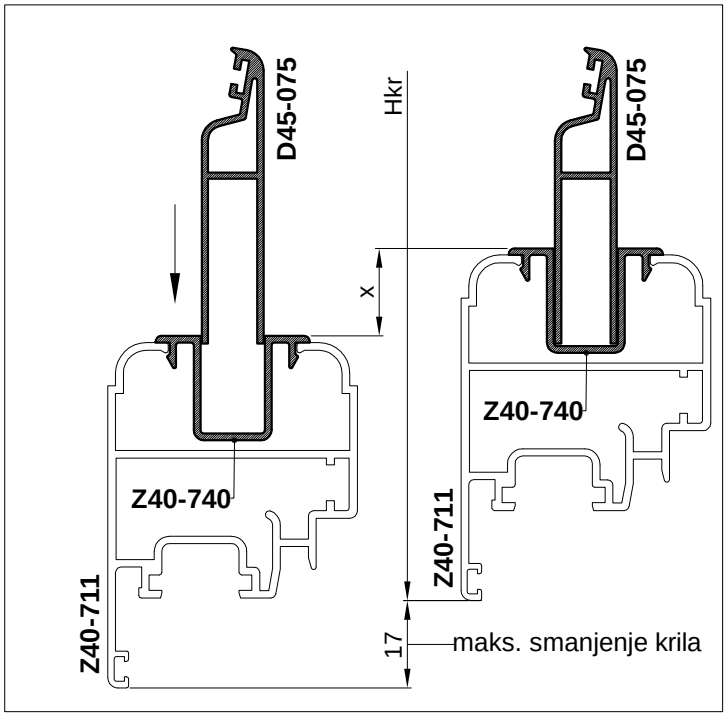
GRILJA S POKRETNOM ISPUNOM

Prvi korak - Smanjivanje krila od 0-34 mm:

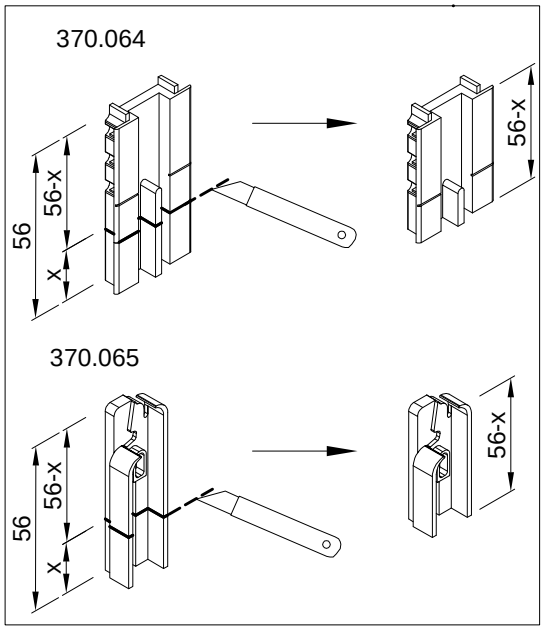
1. Pomjeranjem profila D45-075 u profilu Z40-740
2. Skraćivanje pvc umetaka 370.064 i 370.065

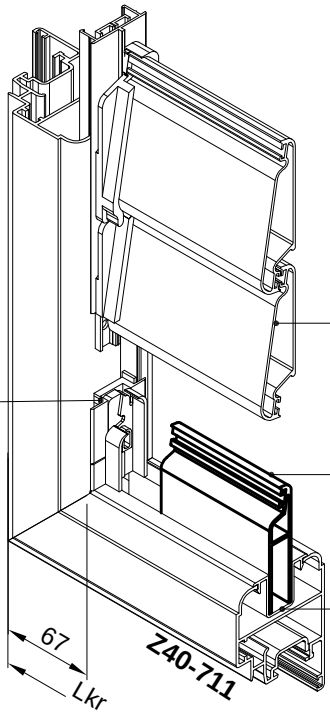


1. Pomjeranje D45-075 u Z40-740 za x = 0-17 mm



2. Skraćivnje pvc umetaka, x = 0-17 mm





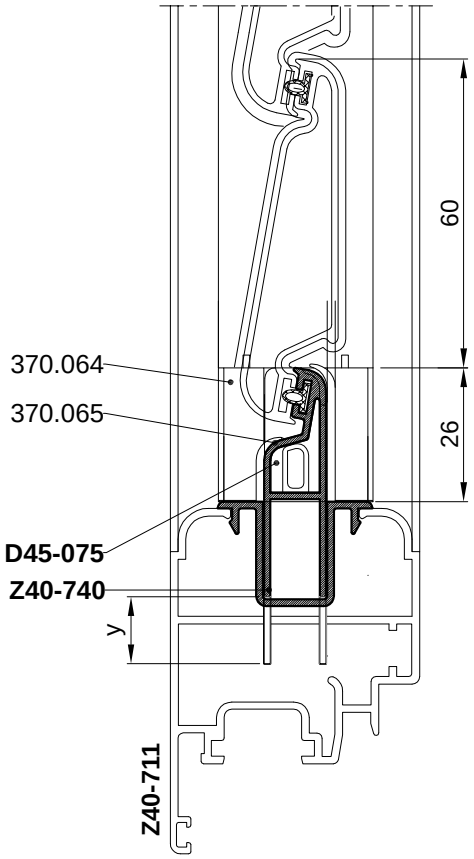
-Maksimalno smanjenje krila u prvom koraku:

2 x 17 mm = 34 mm

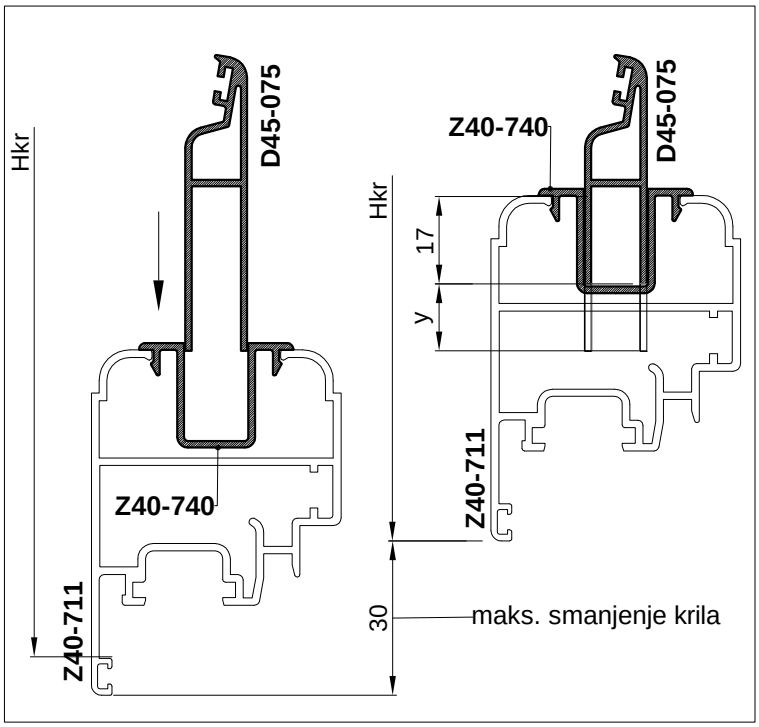
GRILJA S POKRETNOM ISPUNOM

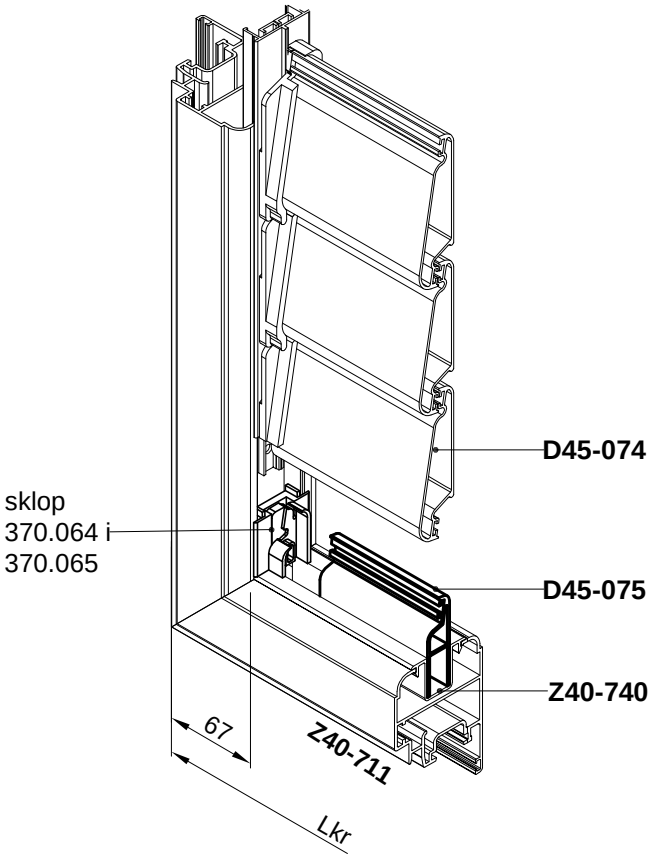
Drugi korak - Smanjivanje krila od 35-60 mm:

1. 1.1 Pomjeranjem profila D45-075 u profilu Z40-740 za 17 mm
   1.2 Skraćivanjem profila D45-075 za y=0-13 mm
2. Skraćivanje pvc umetaka 370.064 i 370.065

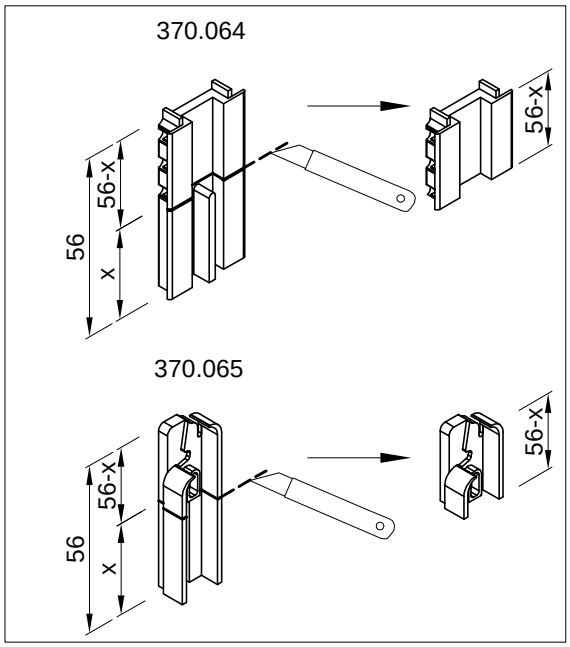


1.1 Pomjeranjem profila D45-075 u profilu Z40-740 za 17 mm
1.2 Skraćivanjem profila D45-075 za y=0-13 mm



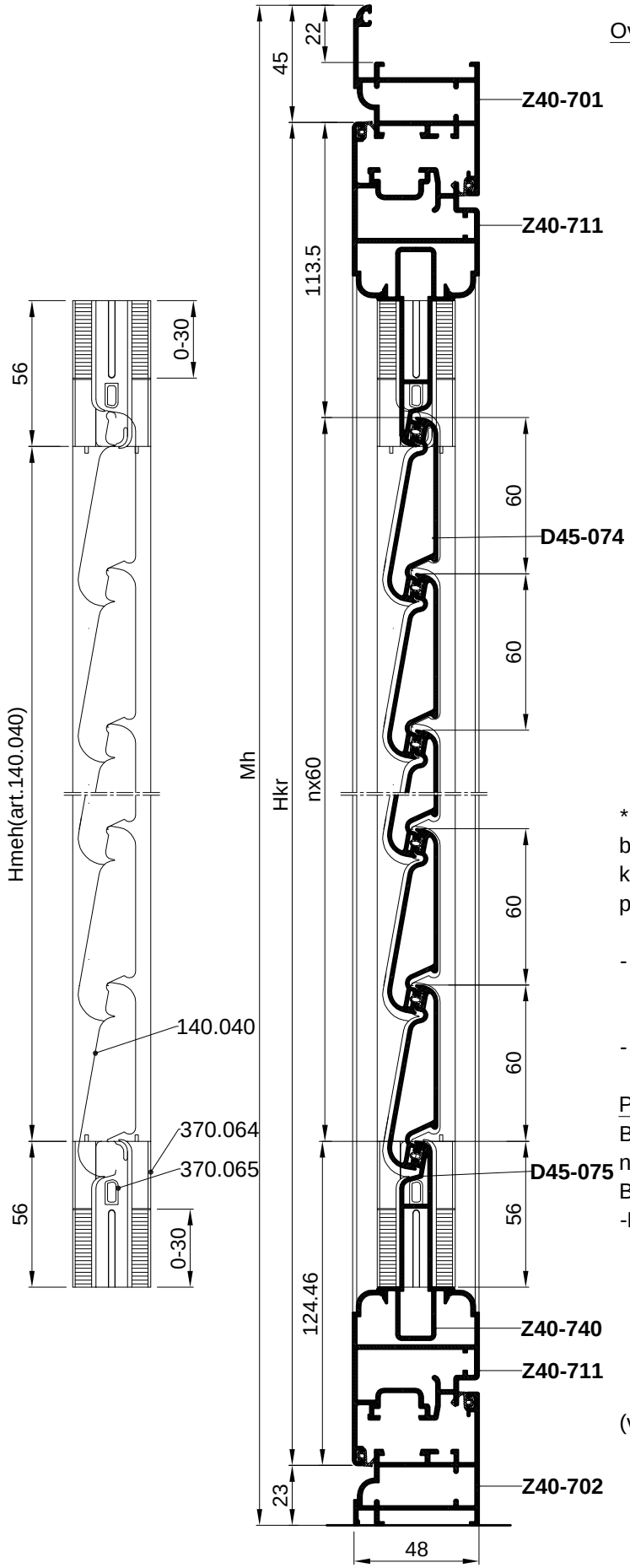


2. Skraćivanje pvc umetaka, x = 0-30 mm



-Maksimalno smanjenje krila u drugom koraku:

2 x 30 mm = 60 mm



Ovisnost broja lamela (D45-074) o visini krila grilje

Ovisnost broja lamela D45-074 o visini krila			
Mh[mm]= Hkr+68	Hkr [mm]	n [kom]	Hmeh[mm]
666*	598*	6	349
726*	658*	7	409
786*	718*	8	469
846*	778*	9	529
906*	838*	10	589
966*	898*	11	649
1026*	958*	12	709
1086*	1018*	13	769
1146*	1078*	14	829
1206*	1138*	15	889
1266*	1198*	16	949
1326*	1258*	17	1009
1386*	1318*	18	1069
1446*	1378*	19	1129
1506*	1438*	20	1189
1566*	1498*	21	1249
1626*	1558*	22	1309

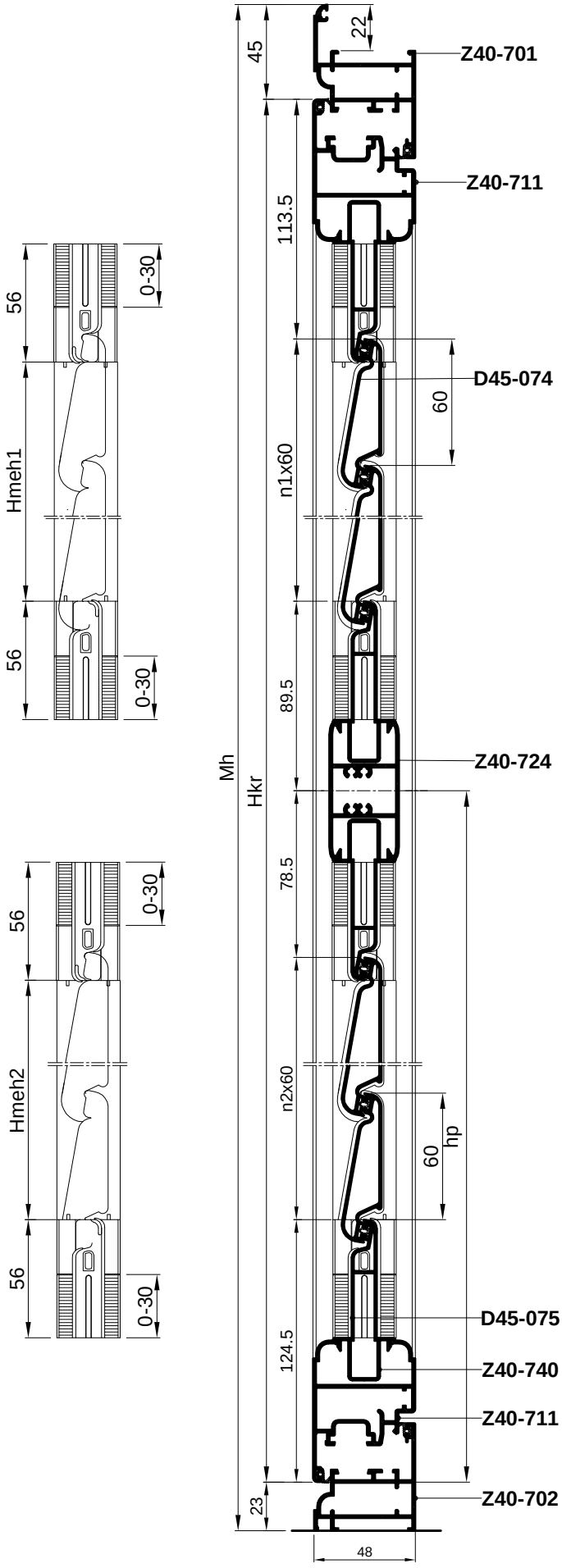
* Za mjere visine krila između ovih vrijednosti u tablici broj lamela n (D45-074) se uzima prvi veći uz korekciju početnog i završnog profila D45-075 sa pripadajućim pvc umetcima 370.064 i 370.065

- Broj lamela (D45-074)
  n= (Hkr-238) / 60

- Hmeh=Hkr-249

Primjer :(za Hkr=1120 mm)
Broj lamela (D45-074)
n=(1120-238)/60= 882/60 =14.7
Broj lamela prvi veći je n=15
-Korekcija 1138-1120=18 mm
-korekcija početnog profila D45-075 sa pripadajućim pvc umetcima 370.064 i 370.065 18 mm/2 = 9 mm
-korekcija završnog profila D45-075 sa pripadajućim pvc umetcima 370.064 i 370.065 18 mm/2 = 9 mm

(vidi str.400.11.320)



Ovisnost broja lamela (D45-074) o visini krila grilje

Ovisnost broja lamela D45-074 o visini krila				
Mh=Hkr+51 [mm]	Hkr [mm]	hp [mm]	n1=n2 [kom]	Hmeh1= Hmeh2[mm]
1657*	1606*	803	10	589
1777*	1726*	863	11	649
1897*	1846*	923	12	709
2017*	1966*	983	13	769
2137*	2086*	1043	14	829
2257*	2206*	1103	15	889
2377*	2326*	1163	16	949
2497*	2446*	1223	17	1009
2617*	2566*	1283	18	1069

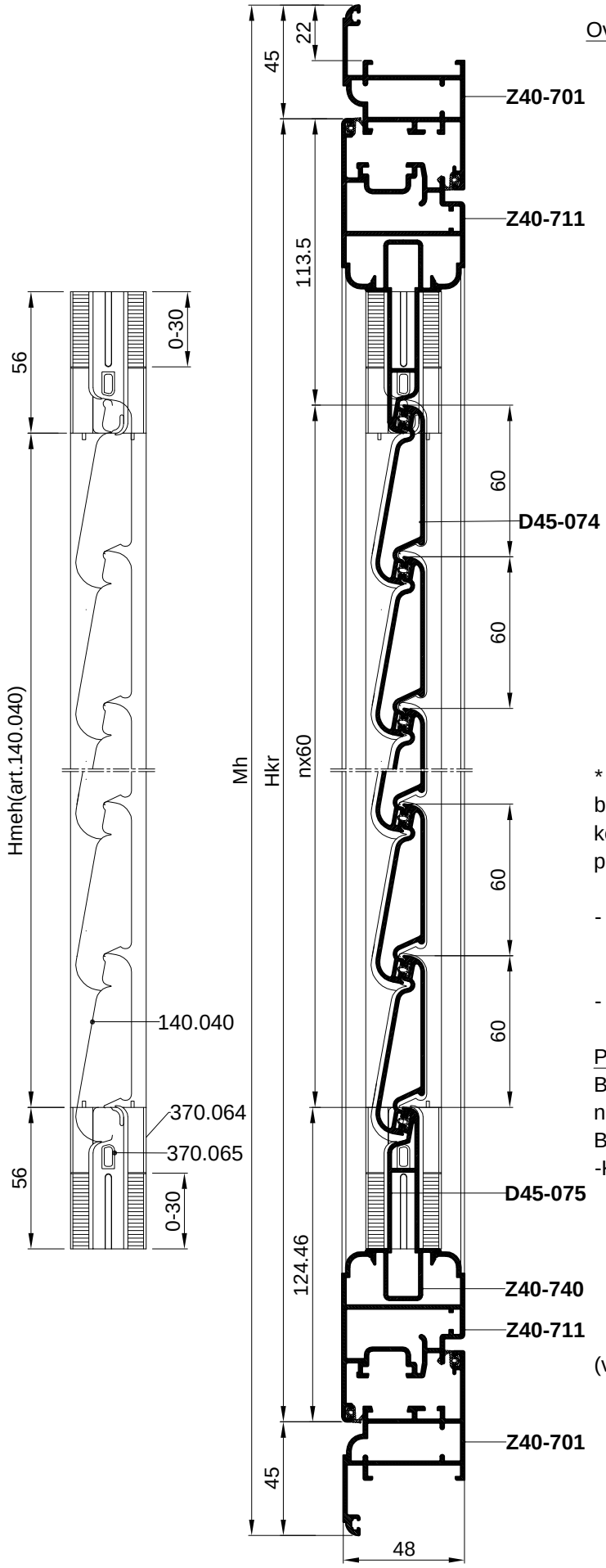
* Za mjere visine krila između ovih vrijednosti u tablici broj lamela n (D45-074) se uzima prvi veći uz korekciju početnog i završnog profila D45-075 sa pripadajućim pvc umetcima 370.064 i 370.065.

- Broj lamela (D45-074):
  n1=n2=(Hkr-406) / 120

- hp=Hkr-203-60 x $n_{1,2}$

- Hmeh1=Hmeh2=(Hkr-428) / 2

Primjer :(za Hkr=1686 mm)
n1=n2=(1686-406)/120= 1280/120 =10.66
Broj lamela prvi veći je n1=n2=11
-Korekcija 1726-1686=40 mm
-korekcija početnog profila D45-075
sa pripadajućim pvc umetcima 370.064 i 370.065
40 mm/4 = 10 mm
-korekcija završnog profila D45-075
sa pripadajućim pvc umetcima 370.064 i 370.065
40 mm/4 = 10 mm
(vidi str.400.11.320)



Ovisnost broja lamela (D45-074) o visini krila grilje

Ovisnost broja lamela D45-074o visini krila			
Mh[mm]= Hkr+90	Hkr [mm]	n [kom]	Hmeh[mm]
688*	598*	6	349
748*	658*	7	409
808*	718*	8	469
868*	778*	9	529
928*	838*	10	589
988*	898*	11	649
1048*	958*	12	709
1108*	1018*	13	769
1168*	1078*	14	829
1228*	1138*	15	889
1288*	1198*	16	949
1348*	1258*	17	1009
1408*	1318*	18	1069
1468*	1378*	19	1129
1528*	1438*	20	1189
1588*	1498*	21	1249
1648	1558*	22	1309

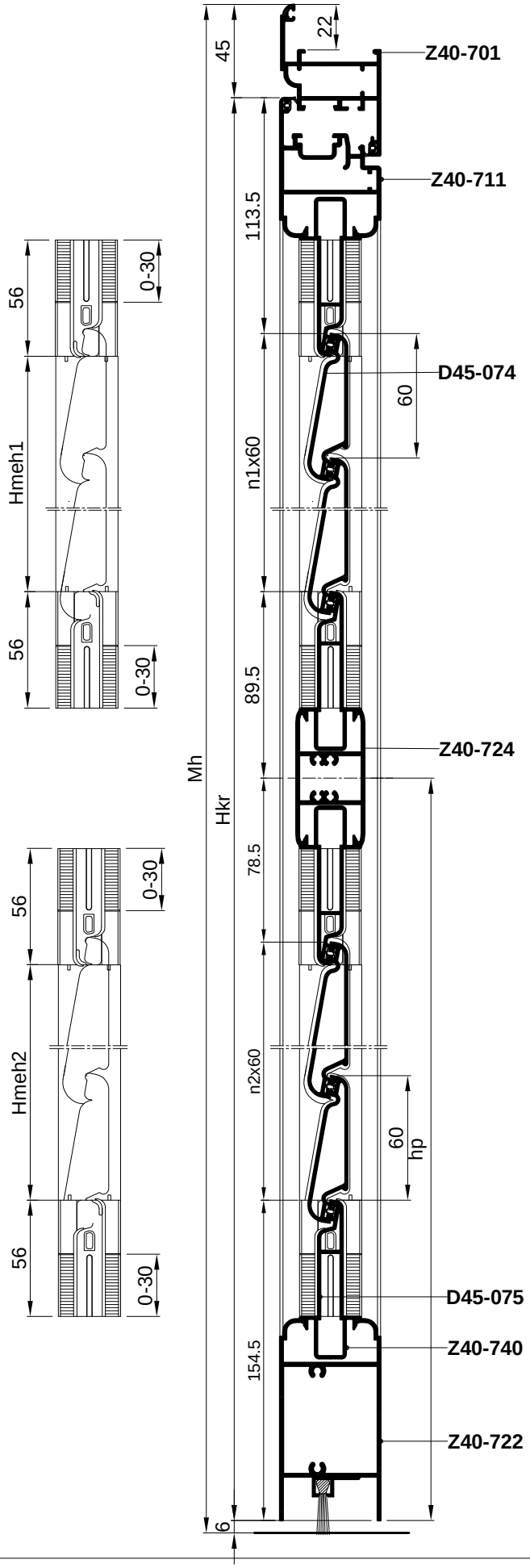
* Za mjere visine krila između ovih vrijednosti u tablici broj lamela n (D45-074) se uzima prvi veći uz korekciju početnog i završnog profila D45-075 sa pripadajućim pvc umetcima 370.064 i 370.065

- Broj lamela (D45-074)
  n= (Hkr-238) / 60

- Hmeh=Hkr-249

Primjer :(za Hkr=1120 mm)
Broj lamela (D45-074)
n=(1120-238)/60= 882/60 =14.7
Broj lamela prvi veći je n=15
-Korekcija 1138-1120=18 mm
-korekcija početnog profila D45-075 sa pripadajućim pvc umetcima 370.064 i 370.065 18 mm/2 = 9 mm
-korekcija završnog profila D45-075 sa pripadajućim pvc umetcima 370.064 i 370.065 18 mm/2 = 9 mm

(vidi str.400.11.320)



Ovisnost broja lamela (D45-074) o visini krila grilje

Ovisnost broja lamela D45-074 o visini krila				
Mh=Hkr+51 [mm]	Hkr [mm]	hp [mm]	n1=n2 [kom]	Hmeh1= Hmeh2[mm]
1687*	1636*	833	10	589
1807*	1756*	893	11	649
1927*	1876*	953	12	709
2047*	1996*	1013	13	769
2167*	2116*	1073	14	829
2287*	2236*	1133	15	889
2407*	2356*	1193	16	949
2527*	2476*	1253	17	1009
2647*	2596*	1313	18	1069

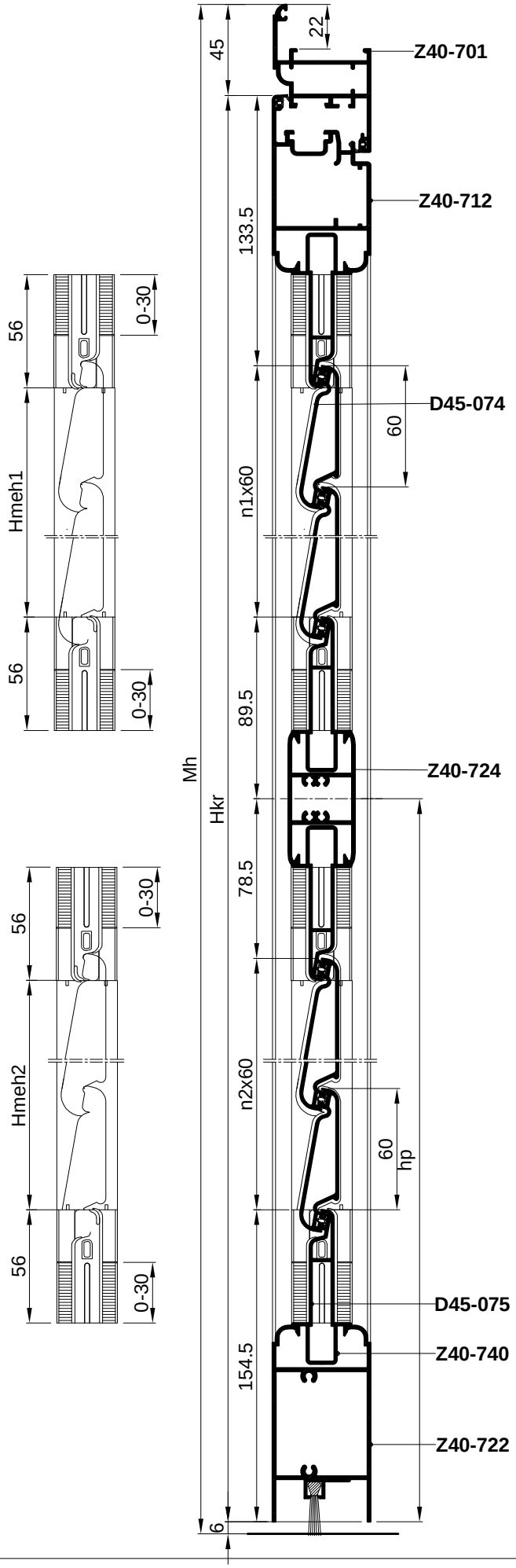
* Za mjere visine krila između ovih vrijednosti u tablici broj lamela n (D45-074) se uzima prvi veći uz korekciju početnog i završnog profila D45-075 sa pripadajućim pvc umetcima 370.064 i 370.065.

- Broj lamela (D45-074):
  n1=n2= (Hkr-436) / 120

-hp=Hkr-203-60 x $n_{1,2}$

- Hmeh1=Hmeh2=(Hkr-458) / 2

Primjer :(za Hkr=1716 mm)
n1=n2=(1716-436)/120= 1280/120 =10.66
Broj lamela prvi veći je n1=n2=11
-Korekcija 1756-1716=40 mm
-korekcija početnog profila D45-075
sa pripadajućim pvc umetcima 370.064 i 370.065
40 mm/4 = 10 mm
-korekcija završnog profila D45-075
sa pripadajućim pvc umetcima 370.064 i 370.065
40 mm/4 = 10 mm
(vidi str.400.11.320)



Ovisnost broja lamela (D45-074) o visini krila grilje

Ovisnost broja lamela D45-074 o visini krila				
Mh=Hkr+51 [mm]	Hkr [mm]	hp [mm]	n1=n2 [kom]	Hmeh1= Hmeh2[mm]
1707*	1656*	833	10	589
1827*	1776*	893	11	649
1947*	1896*	953	12	709
2067*	2016*	1013	13	769
2187*	2136*	1073	14	829
2307*	2256*	1133	15	889
2427*	2376*	1193	16	949
2547*	2496*	1253	17	1009
2667*	2616*	1313	18	1069

* Za mjere visine krila između ovih vrijednosti u tablici broj lamela n (D45-074) se uzima prvi veći uz korekciju početnog i završnog profila D45-075 sa pripadajućim pvc umetcima 370.064 i 370.065.


- Broj lamela (D45-074):
  n1=n2=(Hkr-456) / 120

- hp=Hkr-223-60 x $n_{1,2}$

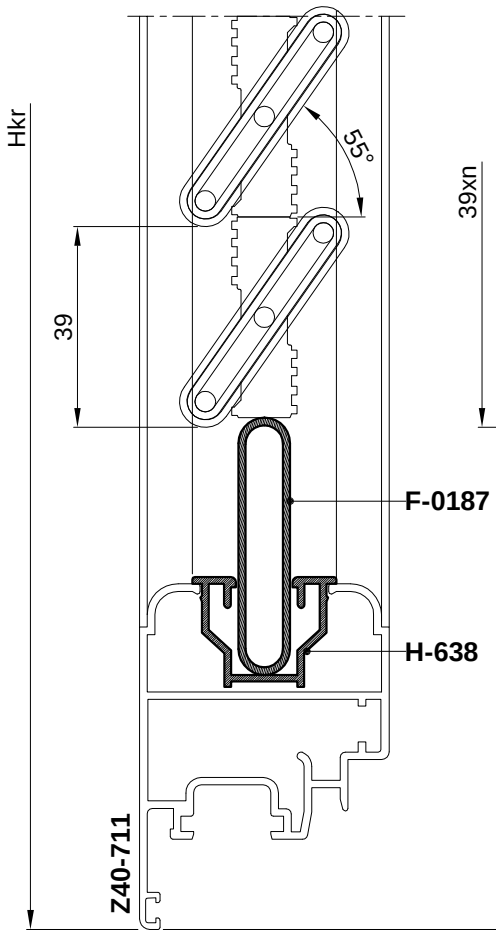
- Hmeh1=Hmeh2=(Hkr-478) / 2

Primjer :(za Hkr=1736 mm)
n1=n2=(1736-456)/120= 1280/120 =10.66
Broj lamela prvi veći je n1=n2=11
-Korekcija 1776-1736=40 mm
-korekcija početnog profila D45-075
sa pripadajućim pvc umetcima 370.064 i 370.065
40 mm/4 = 10 mm
-korekcija završnog profila D45-075
sa pripadajućim pvc umetcima 370.064 i 370.065
40 mm/4 = 10 mm
(vidi str.400.11.320)

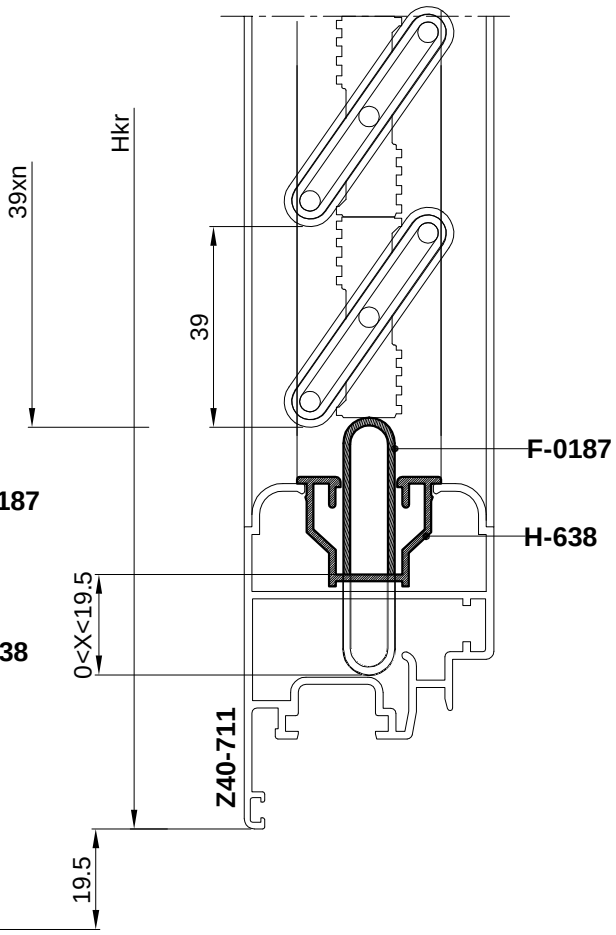
GRILJA S FIKSNOM ISPUNOM

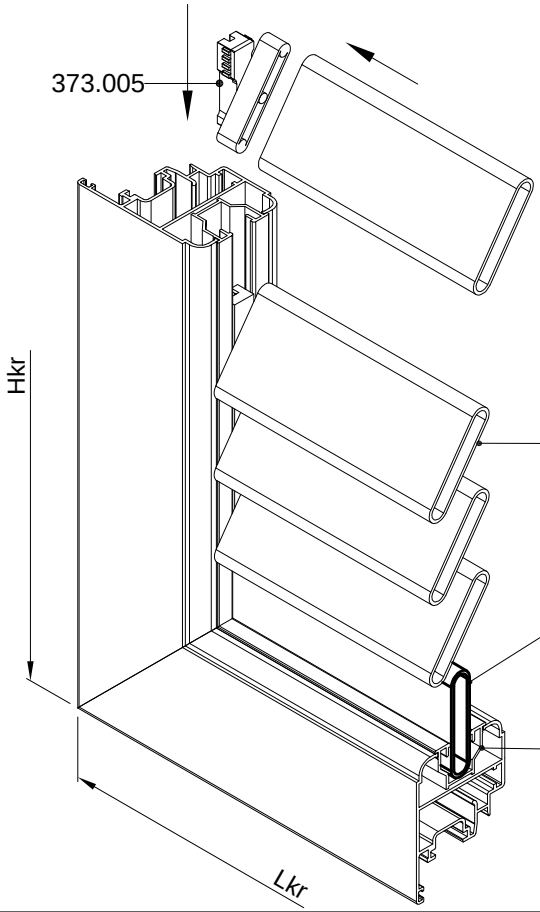


1.Početni položaj profila



2. Skraćivanje F-0187

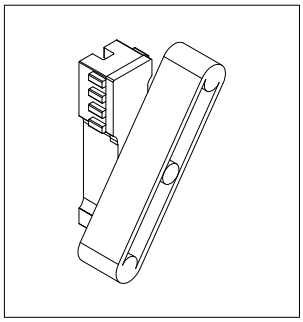




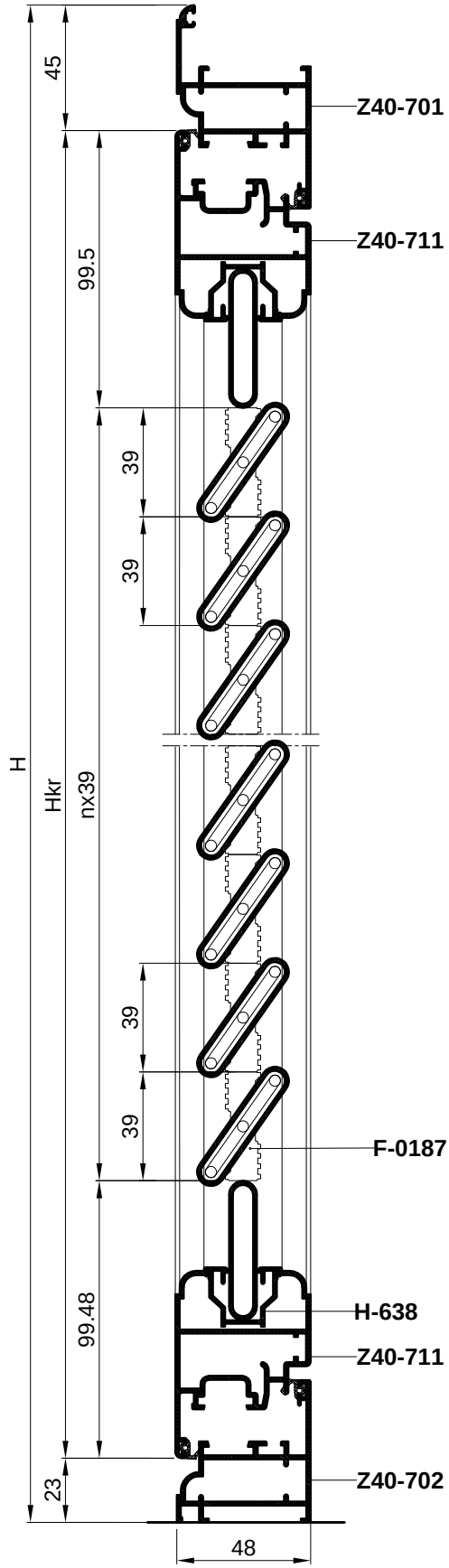
-Maksimalno smanjenje krila :

2 x 19.5 mm = 39 mm

373.005



Ovisnost broja lamela (F-0187) o visini krila grilje

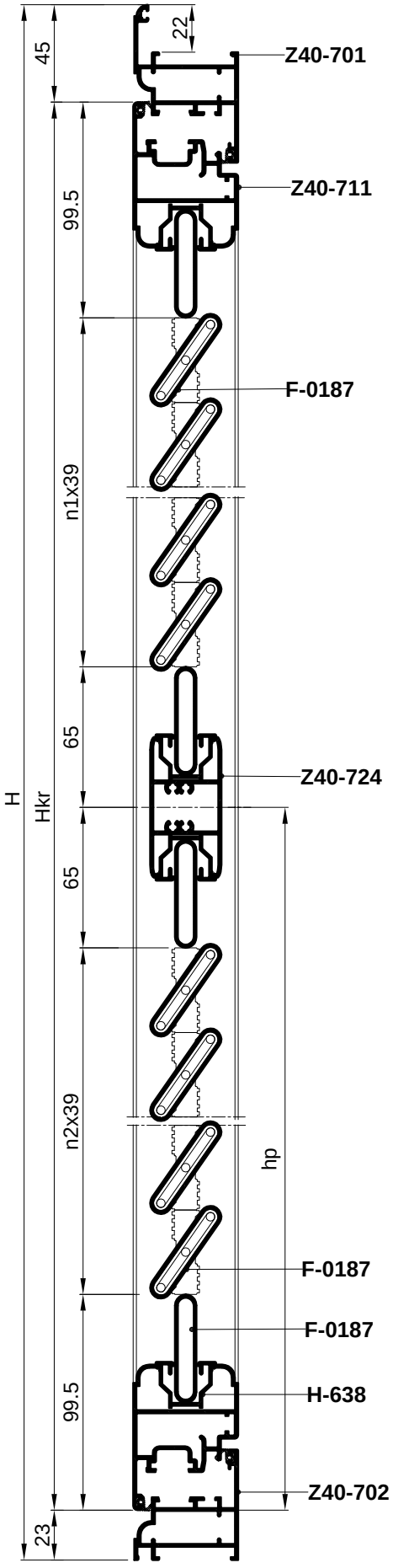


Ovisnost broja lamela F-0187 o visini krila		
H[mm]= Hkr+68	Hkr [mm]	n [kom]
657*	589*	10
696*	628*	11
735*	667*	12
774*	706*	13
813*	745*	14
852*	784*	15
891*	823*	16
930*	862*	17
969*	901*	18
1008*	940*	19
1047*	979*	20
1086*	1018*	21
1125*	1057*	22
1164*	1096*	23
1203*	1135*	24
1242*	1174*	25
1281*	1213*	26
1320*	1252*	27
1359*	1291*	28
1398*	1330*	29
1437*	1369*	30
1476*	1408*	31
1515*	1447*	32
1554*	1486*	33
1593*	1525*	34
1632*	1564*	35
1671*	1603*	36

* Za mjere visine krila između ovih vrijednosti u tablici broj lamela n (F-0187) se uzima prvi veći uz skraćivanje početnog i završnog dodatka od profila F-0187

- Broj lamela (F-0187):
  n= (Hkr-199) / 39

Primjer :(za Hkr=1000 mm)
-Broj lamela (F-0187)
n=(1000-199)/39= 801/39 =20.5
-Broj lamela prvi veći je n=21
-Ukupno skraćenje je 1018-1000=18 mm
-skraćenje početnog profila F-0187 je 18 mm/2 = 9 mm
-skraćenje završnog profila F-0187 je 18 mm/2 = 9 mm
(vidi str.400.11.327)



Ovisnost broja lamela (F-0187) o visini krila grilje

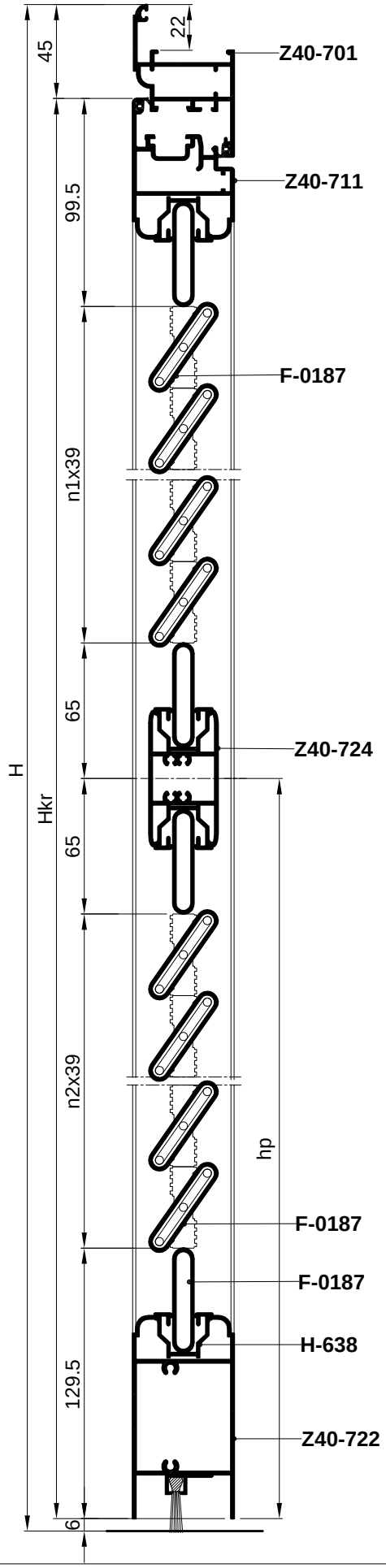
Ovisnost broja lamela F-0187 o visini krila			
H=Hkr+68 [mm]	Hkr [mm]	hp [mm]	n1=n2 [kom]
1645*	1577*	788*	16
1723*	1655*	827*	17
1801*	1733*	866*	18
1879*	1811*	905*	19
1957*	1889*	944*	20
2035*	1967*	983*	21
2113*	2045*	1022*	22
2191*	2123*	1061*	23
2269*	2201*	1100*	24
2347*	2279*	1139*	25
2425*	2357*	1178*	26
2503*	2435*	1217*	27
2581*	2513*	1256*	28
2659*	2591*	1295*	29
2737*	2669*	1334*	30

* Za mjere visine krila između ovih vrijednosti u tablici broj lamela n (F-0187) se uzima prvi veći uz skraćivanje početnog i završnog dodatka od profila F-0187

- Broj lamela (F-0187):
  n1=n2= (Hkr-329) / 78

-hp=Hkr-165-39 x $n_{1,2}$

Primjer :(za Hkr=2000 mm)
-Broj lamela (F-0187)
n1=n2=(2000-329)/78= 1641/78 =21.4
-Broj lamela prvi veći je n1=n2=22
-Ukupno skraćenje je 2045-2000=45 mm
-skraćenje početnog profila F-0187 je 45/4 mm ≈ 11 mm
-skraćenje početnog profila F-0187 je 45/4 mm ≈ 11 mm
(vidi str.400.11.327)



Ovisnost broja lamela (F-0187) o visini krila grilje

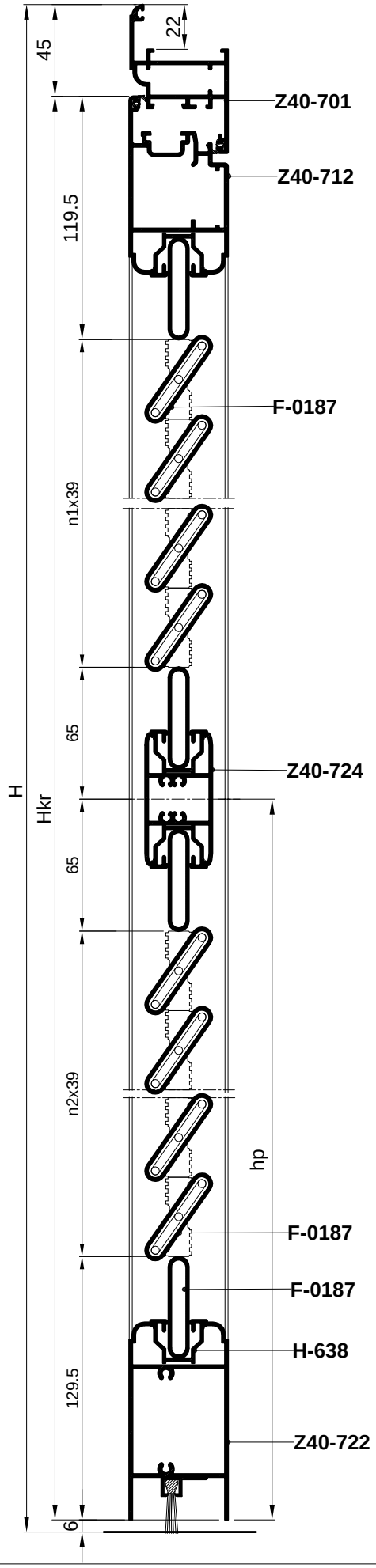
Ovisnost broja lamela F-0187 o visini krila			
H=Hkr+51 [mm]	Hkr [mm]	hp [mm]	n1=n2 [kom]
1658*	1607*	818*	16
1736*	1685*	857*	17
1814*	1763*	896*	18
1892*	1841*	935*	19
1970*	1919*	974*	20
2048*	1997*	1013*	21
2126*	2075*	1052*	22
2204*	2153*	1091*	23
2282*	2231*	1130*	24
2360*	2309*	1169*	25
2438*	2387*	1208*	26
2516*	2465*	1247*	27
2594*	2543*	1286*	28
2672*	2621*	1325*	29
2750*	2699*	1364*	30

* Za mjere visine krila između ovih vrijednosti u tablici broj lamela n (F-0187) se uzima prvi veći uz skraćivanje početnog i završnog dodatka od profila F-0187

- Broj lamela (F-0187):
n1=n2= (Hkr-359) / 78

-hp=Hkr-165-39 x $n_{1,2}$

Primjer :(za Hkr=2000 mm)
-Broj lamela (F-0187)
n1=n2=(2000-359)/78= 1641/78 =21.04
-Broj lamela prvi veći je n1=n2=22
-Ukupno skraćenje je 2075-2000=75 mm
-skraćenje početnog profila F-0187 je 75/4 mm ≈ 19 mm
-skraćenje početnog profila F-0187 je 75/4 mm ≈ 19 mm
(vidi str.400.11.327)



Ovisnost broja lamela (F-0187) o visini krila grilje

Ovisnost broja lamela F-0187 o visini krila			
H=Hkr+51 [mm]	Hkr [mm]	hp [mm]	n1=n2 [kom]
1678*	1627*	818*	16
1756*	1705*	857*	17
1834*	1783*	896*	18
1912*	1861*	935*	19
1990*	1939*	974*	20
2068*	2017*	1013*	21
2146*	2095*	1052*	22
2224*	2173*	1091*	23
2302*	2251*	1130*	24
2380*	2329*	1169*	25
2458*	2407*	1208*	26
2536*	2485*	1247*	27
2614*	2563*	1286*	28
2692*	2641*	1325*	29
2770*	2719*	1364*	30

* Za mjere visine krila između ovih vrijednosti u tablici broj lamela n (F-0187) se uzima prvi veći uz skraćivanje početnog i završnog dodatka od profila F-0187

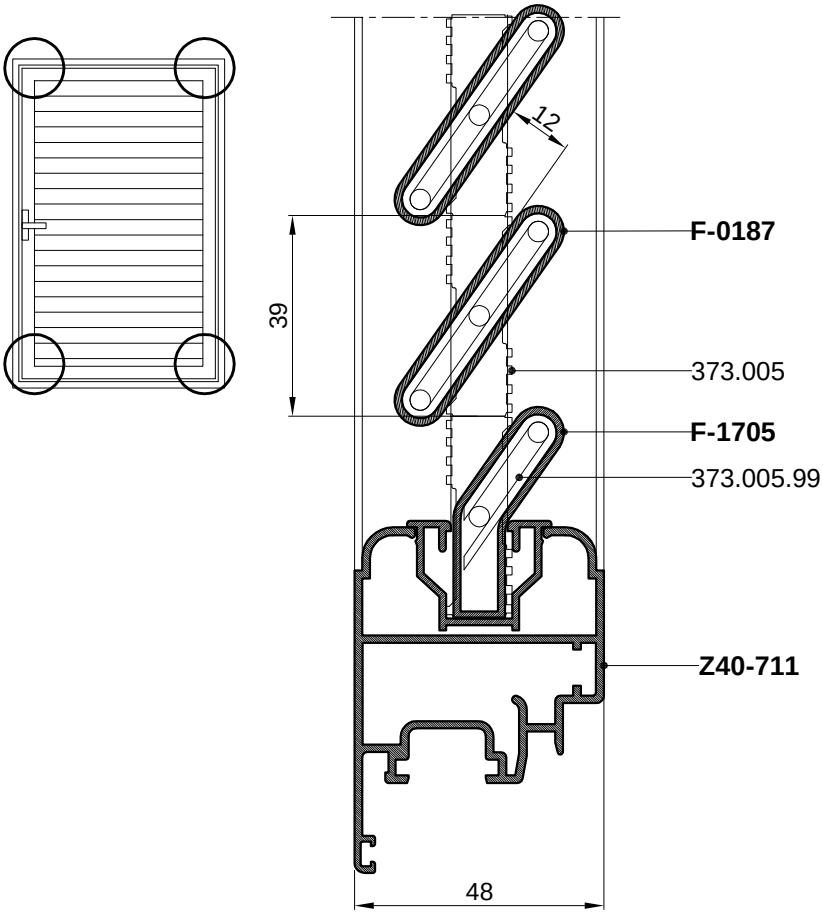
- Broj lamela (F-0187):
  n1=n2= (Hkr-379) / 78

-hp=Hkr-185-39 x $n_{1,2}$

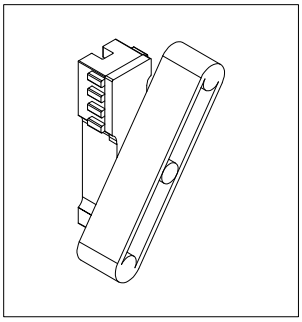
Primjer :(za Hkr=2000 mm)
-Broj lamela (F-0187)
n1=n2=(2000-379)/78= 1621/78 =20.8
-Broj lamela prvi veći je n1=n2=21
-Ukupno skraćenje je 2017-2000=17 mm
-skraćenje početnog profila F-0187 je 17/4 mm ≈ 4 mm
-skraćenje početnog profila F-0187 je 17/4 mm ≈ 4 mm
(vidi str.400.11.327)

GRILJA S FIKSNOM ISPUNOM

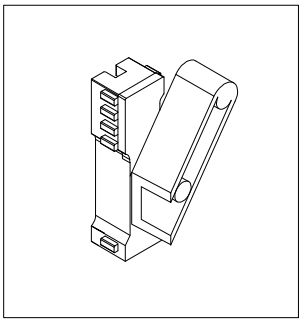
Ugradnja ispune u krilo s početnim profilom F-1705

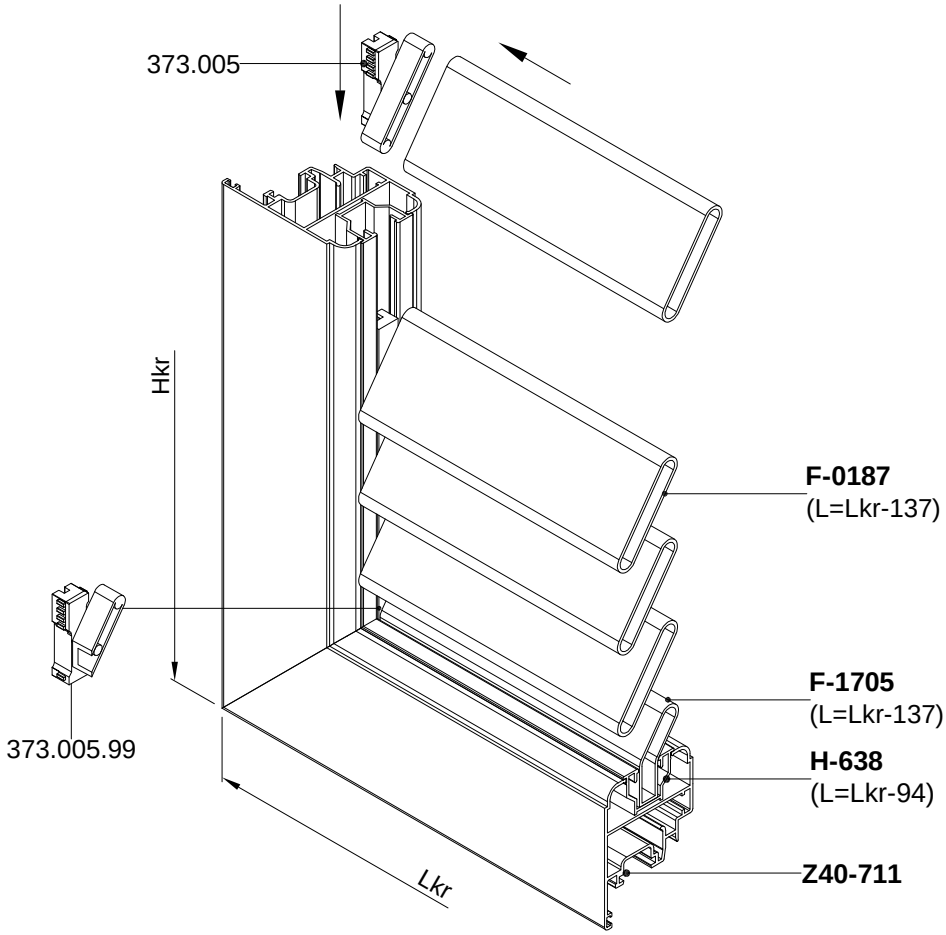


373.005

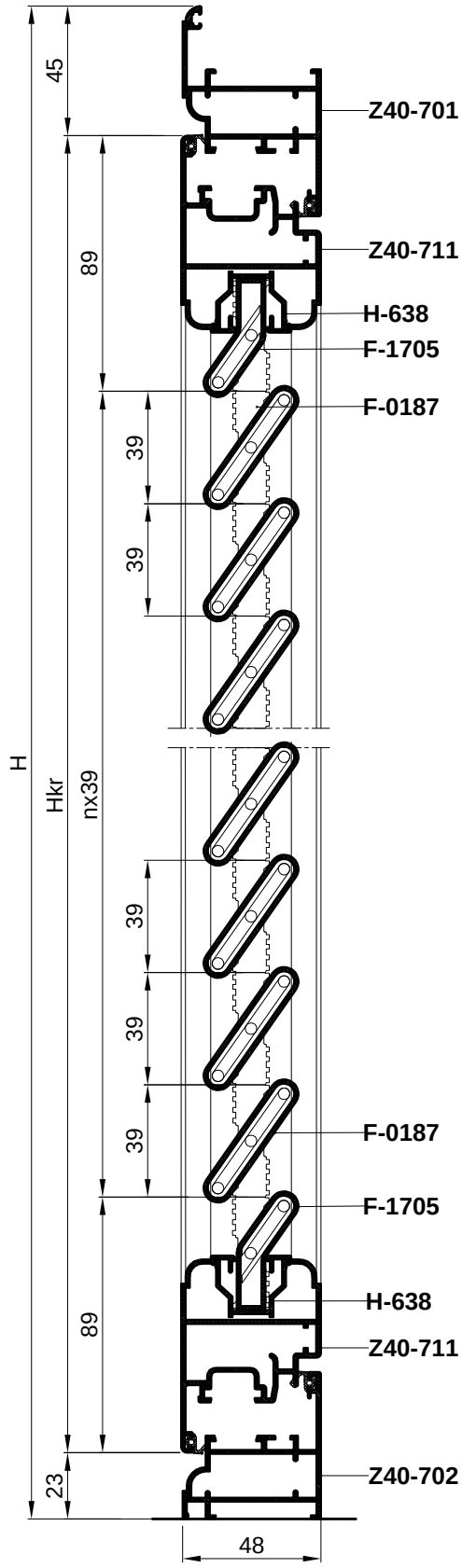


373.005.99





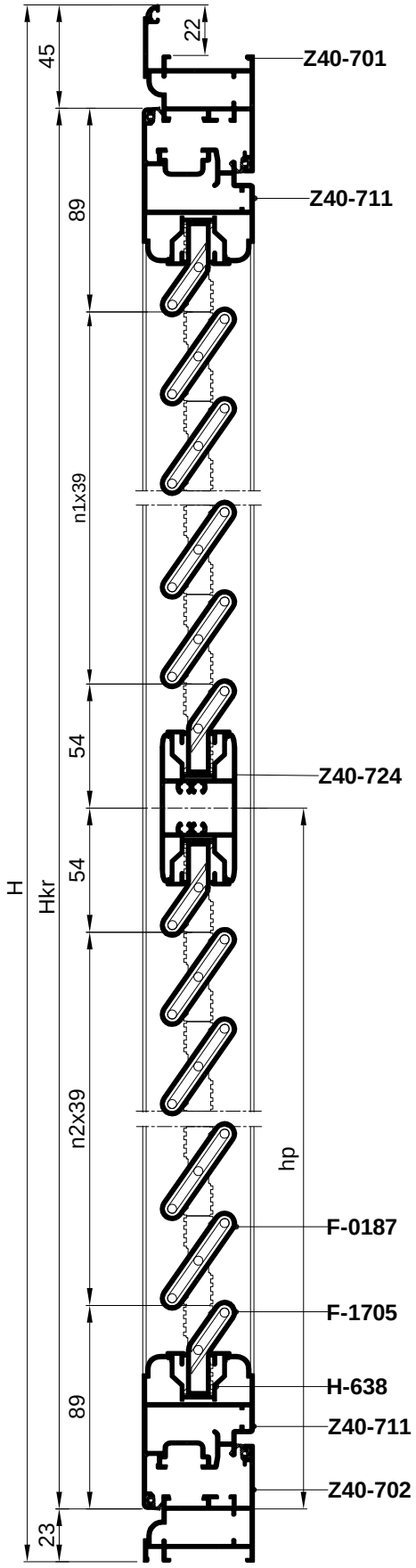
Ovisnost broja lamela (F-0187) o visini krila grilje



Ovisnost broja lamela F-0187 o visini krila		
H[mm]= Hkr+68	Hkr [mm]	n [kom]
636	568	10
675	607	11
714	646	12
753	685	13
792	724	14
831	763	15
870	802	16
909	841	17
948	880	18
987	919	19
1026	958	20
1065	997	21
1104	1036	22
1143	1075	23
1182	1114	24
1221	1153	25
1260	1192	26
1299	1231	27
1338	1270	28
1377	1309	29
1416	1348	30
1455	1387	31
1494	1426	32
1533	1465	33
1572	1504	34
1611	1543	35
1650	1582	36

- Broj lamela (F-0187):
  n= (Hkr-178) / 39

Primjer :(za Hkr=1114 mm)
-Broj lamela (F-0187)
n=(1114-178)/39= 936/39 =24



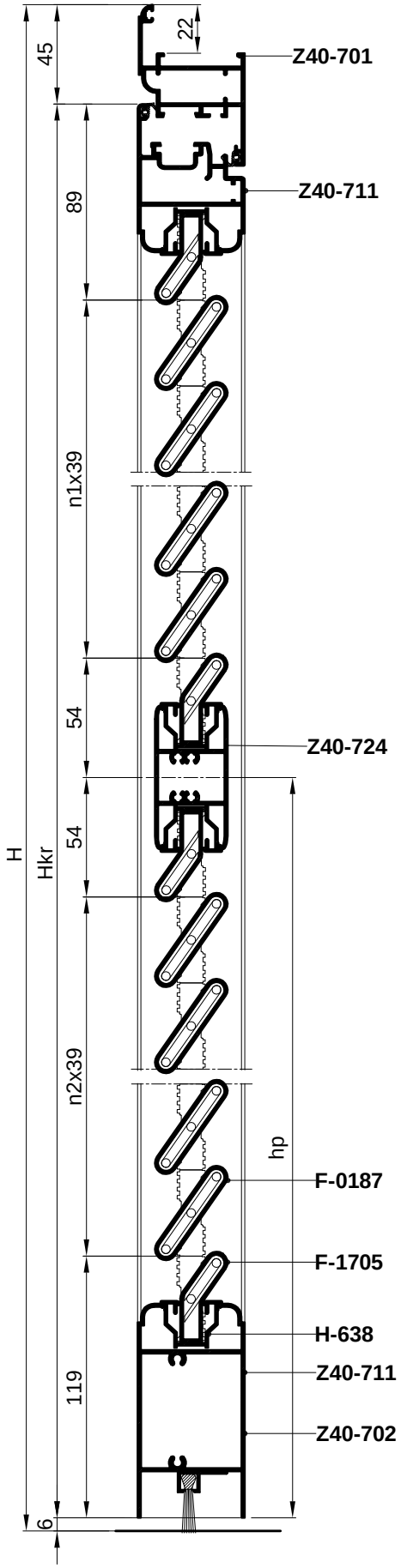
Ovisnost broja lamela (F0187) o visini krila grilje

Ovisnost broja lamela F-0187 o visini krila			
H=Hkr+68 [mm]	Hkr [mm]	hp [mm]	n1=n2 [kom]
1602	1534	767	16
1680	1612	806	17
1758	1690	845	18
1836	1768	884	19
1914	1846	923	20
1992	1924	962	21
2070	2002	1001	22
2148	2080	1040	23
2226	2158	1079	24
2304	2236	1118	25
2382	2314	1157	26
2460	2392	1196	27
2538	2470	1235	28
2616	2548	1274	29
2694	2626	1313	30

- Broj lamela (F-0187):
  n1=n2= (Hkr-286) / 78

-hp=Hkr-143-39 x $n_{1,2}$

Primjer :(za Hkr=2080 mm)
-Broj lamela (F-0187)
n1=n2=(2080-286)/78= 1794/78 =23



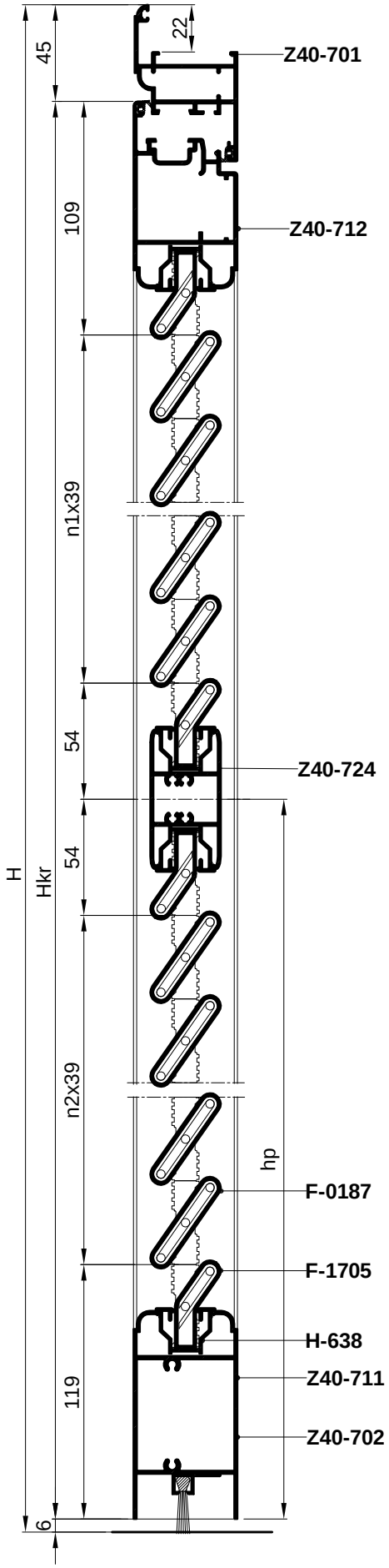
Ovisnost broja lamela (F0187) o visini krila grilje

Ovisnost broja lamela F-0187 o visini krila			
H=Hkr+51 [mm]	Hkr [mm]	hp [mm]	n1=n2 [kom]
1615	1564	797	16
1693	1642	836	17
1771	1720	875	18
1849	1798	914	19
1927	1876	953	20
2005	1954	992	21
2083	2032	1031	22
2161	2110	1070	23
2239	2188	1109	24
2317	2266	1148	25
2395	2344	1187	26
2473	2422	1226	27
2551	2500	1265	28
2629	2578	1304	29
2707	2656	1343	30

- Broj lamela (F-0187):
  n1=n2= (Hkr-316) / 78

-hp=Hkr-143-39 x $n_{1,2}$

Primjer :(za Hkr=2110 mm)
-Broj lamela (F-0187)
n1=n2=(2110-316)/78= 1794/78 =23



Ovisnost broja lamela (F0187) o visini krila grilje

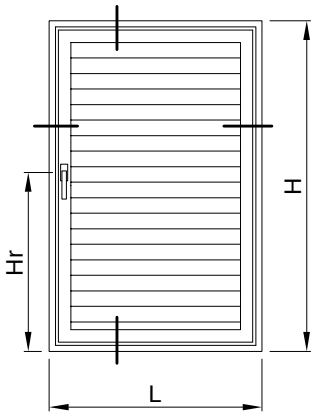
Ovisnost broja lamela F-0187 o visini krila			
H=Hkr+51 [mm]	Hkr [mm]	hp [mm]	n1=n2 [kom]
1635	1584	797	16
1713	1662	836	17
1791	1740	875	18
1869	1818	914	19
1947	1896	953	20
2025	1974	992	21
2103	2052	1031	22
2181	2130	1070	23
2259	2208	1109	24
2337	2286	1148	25
2415	2364	1187	26
2493	2442	1226	27
2571	2520	1265	28
2649	2598	1304	29
2727	2676	1343	30

- Broj lamela (F-0187):
  n1=n2= (Hkr-336) / 78

-hp=Hkr-163-39 x $n_{1,2}$

Primjer :(za Hkr=2130 mm)
-Broj lamela (F-0187)
n1=n2=(2130-336)/78= 1794/78 =23

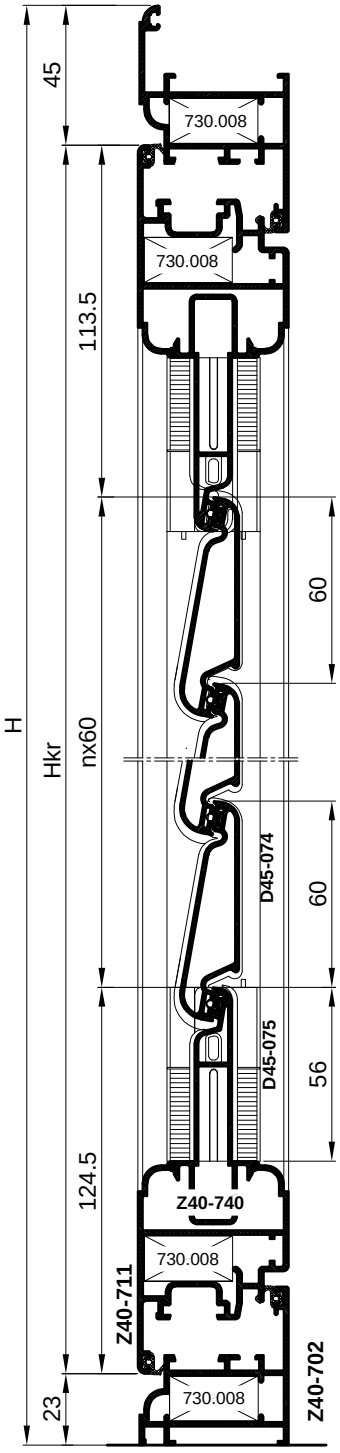
Rezne liste
/Grilja Z40/



PROFILI		kom	mjera	pilanje
Z40-701	vodoravnica okvira	1	L	45-45
Z40-702	vodoravnica okvira	1	L-44	45-45
Z40-701	okomica okvira	2	H	45-45
Z40-711	vodoravnica krila	2	Lkr=L-90	45-45
Z40-711	okomica krila	2	Hkr=H-68	45-45
Z40-740	držač početne i završne lamele	2	Lkr-134	90-90
D45-075	početna i zvršna lamela	2	Lkr-140	90-90
D45-074	lamela	n	Lkr-146	90-90
NC-1459	klizač gornji	1	Hkr-Hr-105	90-90
NC-1459	klizač donji	1	Hr-105	90-90

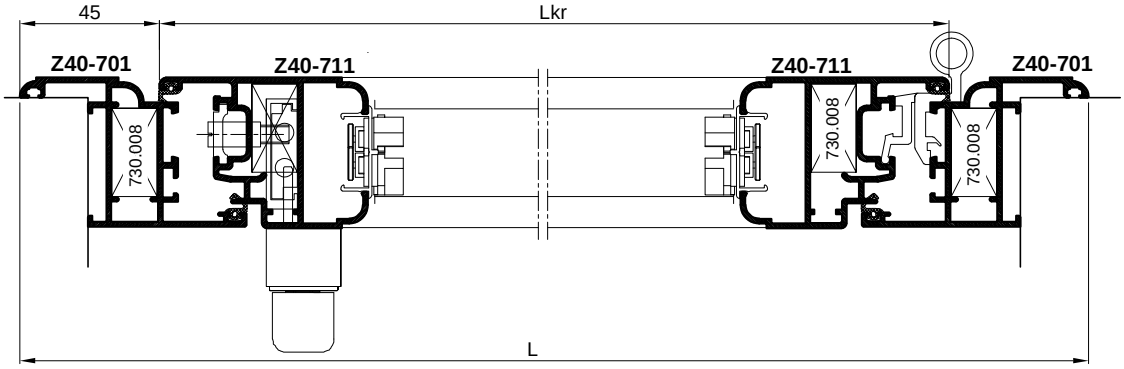
OKOVI		kom
730.008	kutnik krila i rama	8
730.001	pom. kutnik	8
730.002	pom. kutnik	2
111.003.xx	šarka	2 (za Hkr<1500 mm); 3(zaHkr>1500)
100.000.xx	ručka	1
143.022	vezni elementi ručke	1
143.023	vezni elementi ručke-vijak	2
143.001	zapinjač	2
143.003	prihvat zapinjača	2
140.073	ručica za pokretanje lamela	n/10
140.040.xx	mehanizam za lamele 25 mm	(L+D)
370.064	pvc umetak početne i završne lamele	2(par)
370.065	pvc umetak početne i završne lamele	2(par)

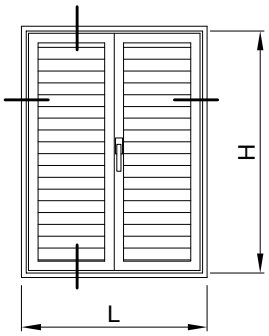
BRTVE		kom	mjera
321.006	brtva u krilu i ramu		4L+4H
348.010	brtva na spoju lamela	n+1	Lkr-145

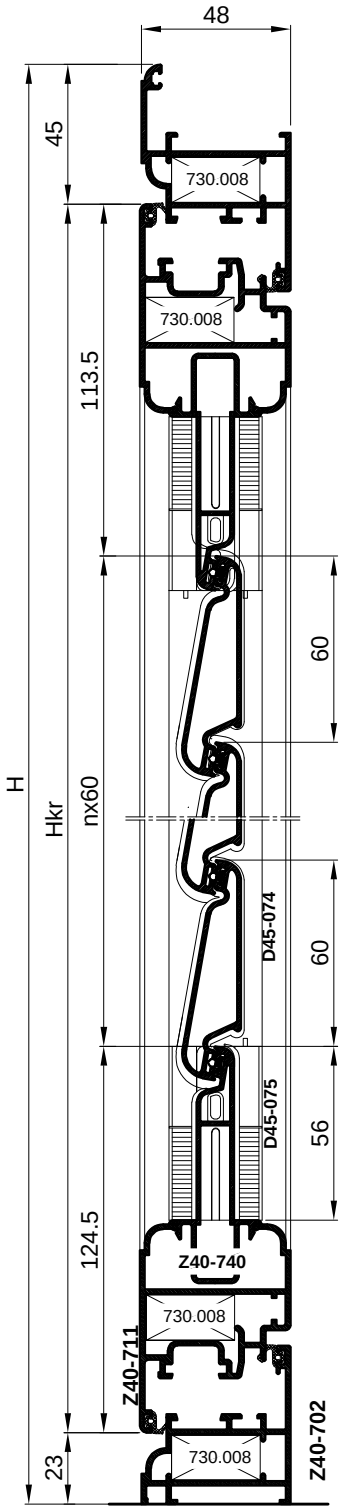


Broj lamela (D45-074) je n = (Hkr-238) / 60
Primjer:
Za mjeru krila Hkr=1138 mm, broja lamela n=(1138-238) / 60 = 15 kom

Određivanje broja lamela D45-074 dato je tablično na str. 400.11.123







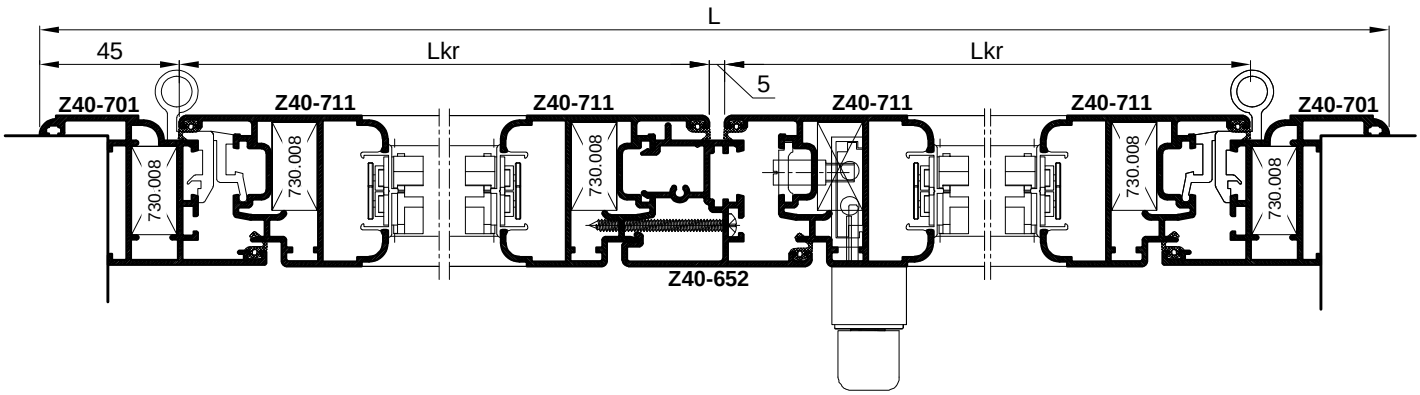
PROFILI		kom	mjera	pilanje
Z40-701	vodoravnica okvira	1	L	45-45
Z40-702	vodoravnica okvira	1	L-44	45-45
Z40-701	okomica okvira	2	H	45-45
Z40-711	vodoravnica krila	4	Lkr=L/2-47.5	45-45
Z40-711	okomica krila	4	Hkr=H-68	45-45
Z40-652	kombatuta	1	Hkr-68	90-90
D45-074	lamela	2n	Lkr-146	90-90
D45-075	početna i završna lamela	4	Lkr-140	90-90
Z40-740	držeč početne i završne lamele	4	Lkr-134	90-90
NC-1459	klizač gornji	1	Hkr-Hr-105	90-90
NC-1459	klizač donji	1	Hr-105	90-90

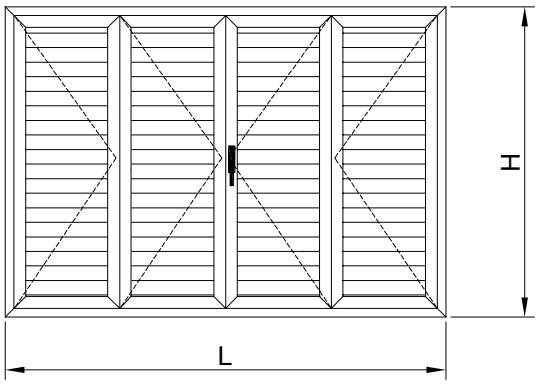
OKOVI		kom
730.008	kutnik krila i rama	12
730.001.	pomoćni kutnik	12
730.002	pomoćni kutnik	2
111.003.xx	šarka	4 (za Hkr<1500 mm); 6(za Hkr>1500)
100.000xx	ručka	1
143.022	vezni elementi ručke	1
143.023	vezni elementi ručke-vijak	2
140.073	ručica za pokretanje lamela	(n/10)x2
143.001	zapinjač	2
143.002	zapinjač za pasivno krilo	2
143.003	prihvat zapinjača	4
140.040.xx	mehanizam za lamele 25 mm	(L+D)x2
370.064	pvc umetak početne i zvršne lamele	(L+D)x4
370.065	pvc umetak početne i zvršne lamele	(L+D)x4
363.008	umetak profila Z40-652	1(par)

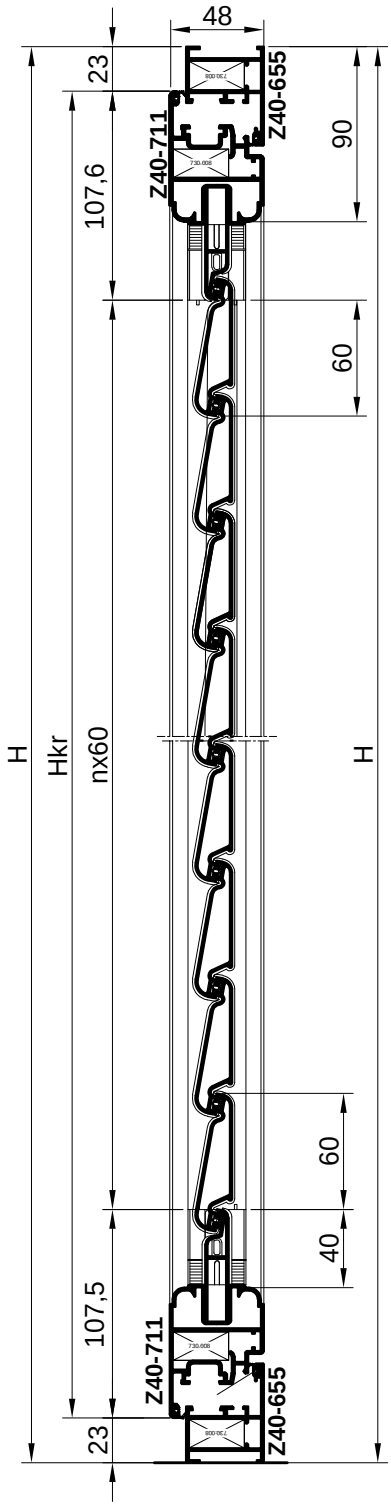
BRTVE		kom	mjera
321.006	brtva u krilu i ramu		4L+7H
348.010	brtva na spoju lamela	2(n+1)	Lkr-145

Broj lamela (D45-074) je n = (Hkr-238) / 60
Primjer:
Za mjeru krila Hkr=1138 mm, broj lamela n=(1138-238) / 60 = 15 kom

Određivanje broja lamela D45-074 dato je tablično na str.400.11.123







PROFILI		kom	mjera	pilanje
Z40-655	vodoravnica okvira	2	L	45-45
Z40-655	okomica okvira	2	H	45-45
Z40-711	vodoravnica krila 1	6	Lkr1=L/4-10.3	45-45
Z40-711	vodoravnica krila 2	2	Lkr2=L/4-30.3	45-45
Z40-711	okomica krila	4	Hkr=H-68	45-45
Z40-652	kombatuta	3	Hkr-68	90-90
D45-074	lamela	2n	Lkr-146	90-90
D45-075	početna i završna lamela	8	Lkr-140	90-90
Z40-740	držač početne i završne lamele	8	Lkr-134	90-90
NC-1459	klizač gornji	1	Hkr-Hr-105	90-90
NC-1459	klizač donji	1	Hr-105	90-90

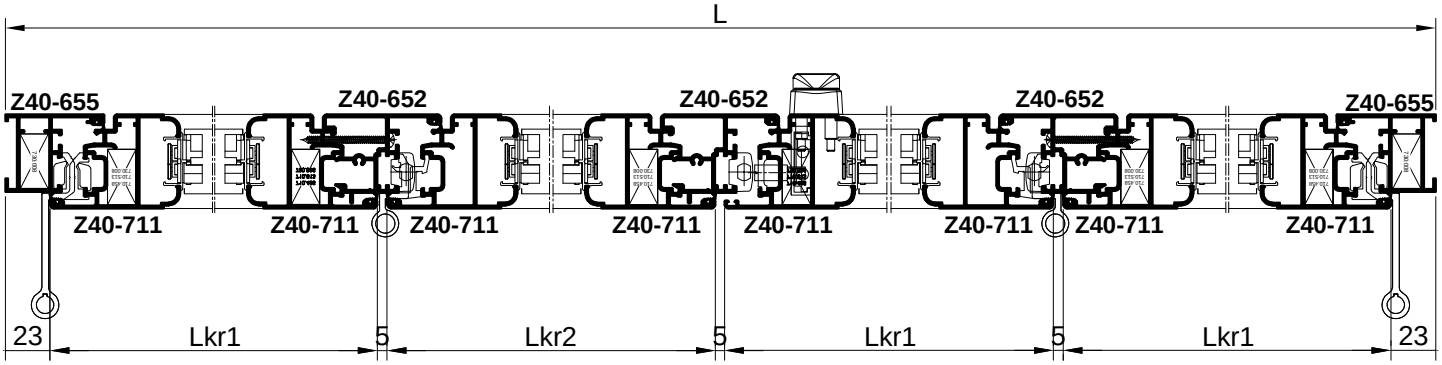
OKOVI		kom
730.008	kutnik krila i rama	20
730.001.	pomoćni kutnik	20
111.013	trodijelna šarka na izbačaj	4 (za Hkr<1500 mm); 6(za Hkr>1500)
111.001.xx	šarka	4 (za Hkr<1500 mm); 6(za Hkr>1500)
100.000xx	ručka	1
143.022	vezni elementi ručke	1
143.023	vezni elementi ručke-vijak	2
140.073	ručica za pokretanje lamela	(n/10)x2
143.001	zapinjač	2
143.002	zapinjač za pasivno krilo	3
143.003	prihvat zapinjača	4
140.040.xx	mehanizam za lamele 25 mm	(L+D)x2
370.064	pvc umetak početne i zvršne lamele	(L+D)x4
370.065	pvc umetak početne i zvršne lamele	(L+D)x4
363.008	umetak profila Z40-652	1(par)

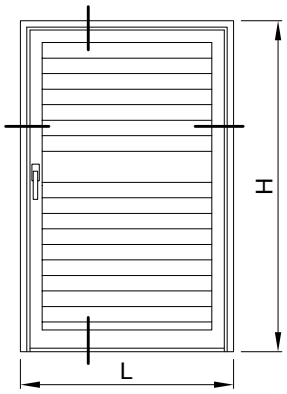
BRTVE		kom	mjera
321.006	brtva u krilu i ramu		4L+7H
348.010	brtva na spoju lamela	2(n+1)	Lkr-145

Broj lamela (D45-074) je $n = (Hkr-238) / 60$

Primjer:

Za mjeru krila Hkr=1138 mm, broj lamela $n=(1138-238) / 60 = 15$ kom





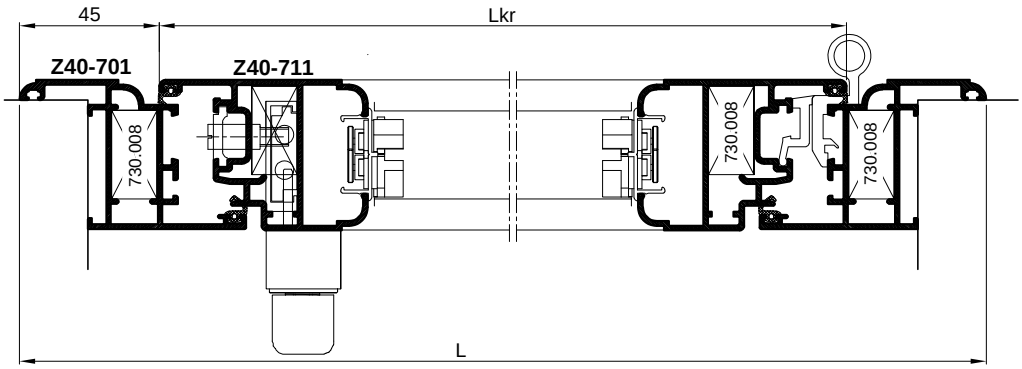
PROFILI	opis	kom.	mjera	pilanje
Z40-701	vodoravnca okvira rama	1	L	45-45
Z40-701	okomica okvira rama	2	H	45-90
Z40-711	vodoravnica krila	1	Lkr=L-90	45-45
Z40-722	vodoravnica krila	1	Lkr-93	90-90
Z40-711	okomica krila	2	Hkr=H-51	45-90
Z40-724	prečka (za Hkr>1500)	1	Lkr-93	90-90
Z40-740	držač početne i završne lamele	4	Lkr-134	90-90
D45-075	početna i završna lamela	4	Lkr-140	90-90
D45-074	lamela	n1+n2	Lkr-146	90-90
NC-1459	klizač gornji	1	Hkr-Hr-105	90-90
NC-1459	klizač donji	1	Hr-105	90-90

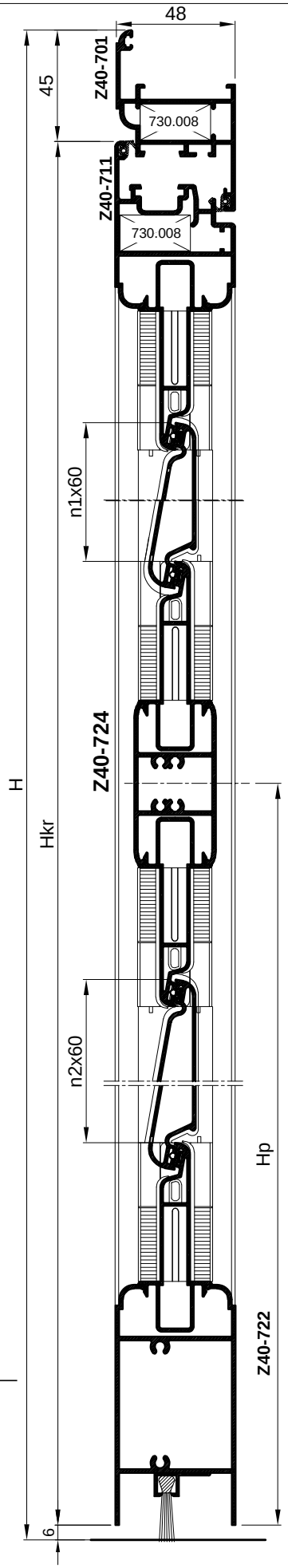
OKOVI		kom
730.008	kutnik krila i rama	4
730.001	pom. kutnik	4
730.002	pom. kutnik	2
111.003.xx	šarka	2-za Hkr<1500; 3 -za Hkr>1500
100.000.xx	ručka	1
143.022	vezni elementi ručke	1
143.023	vezni elementi ručke-vijak	2
143.001	zapinjač	2
143.003	prihvat zapinjača	2
140.073	ručica za pokretanje lamela	(n/10)x2
140.040.xx	mah. za lemele25 mm	2(L+D)
370.064	pvc umetak početne i završne lamele	4(L+D)
370.065	pvc umetak početne i završne lamele	4(L+D)

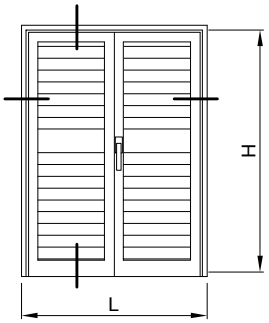
BRTVE		kom	mjera
321.006	brtva u krilu i ramu		2L+4H
348.010	brtva na spoju lamela	n1+n2+2	Lkr-145
521.001	nosač četkice	1	Lkr
347.001	četkica	1	Lkr

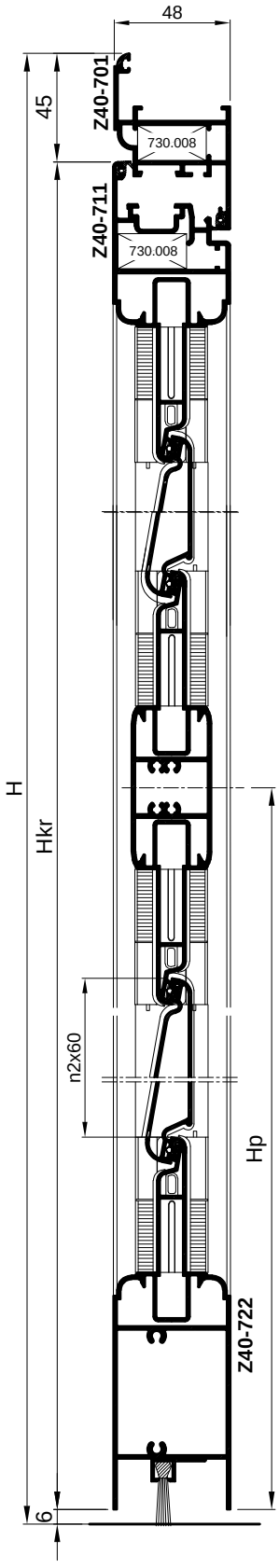
Broj lamela (D45-074) je n1=n2 = (Hkr-436) / 120
Primjer:
Za mjeru krila Hkr=1756 mm, broja lamela n=(1756-436) / 120 = 11 kom

Određivanje broja lamela D45-074 dato je tablično na str. 400.11.126









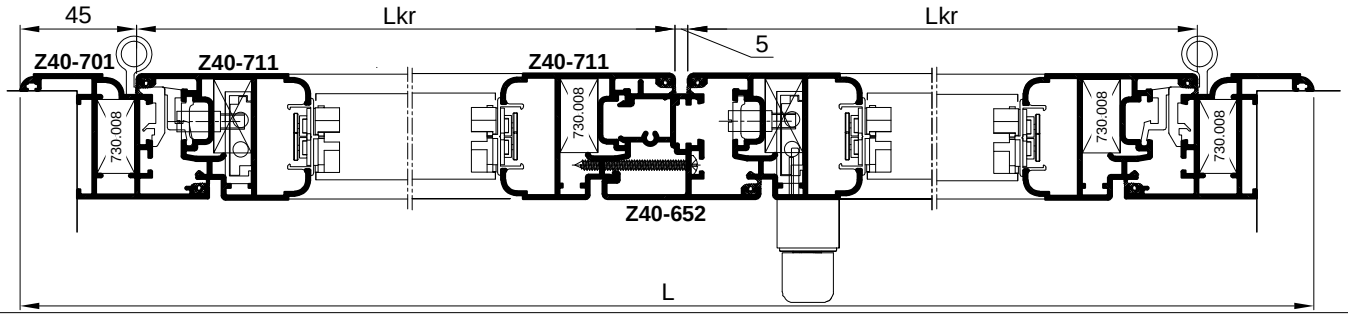
PROFILI	opis	kom.	mjera	pilanje
Z40-701	vodoravnca okvira rama	1	L	45-45
Z40-701	okomica okvira rama	2	H	45-90
Z40-711	vodoravnica krila	2	Lkr=L-90	45-45
Z40-722	vodoravnica krila	2	Lkr-93	90-90
Z40-711	okomica krila	4	Hkr=H-51	45-90
Z40-724	prečka - (za Hkr>1500)	2	Lkr-93	90-90
Z40-652	kambatuta	1	Hkr-68	90-90
Z40-740	držač početne i završne lamele	8	Lkr-134	90-90
D45-075	početna i završna lamela	8	Lkr-140	90-90
D45-074	lamela	2(n1+n2)	Lkr-146	90-90
NC-1459	klizač gornji	1	Hkr-Hr-105	90-90
NC-1459	klizač donji	1	Hr-105	90-90

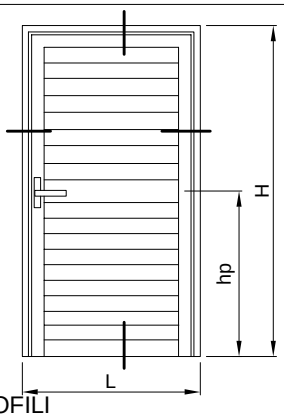
OKOVI		kom
730.008	kutnik krila i rama	6
730.001	pom. kutnik	6
730.002	pom. kutnik	2
111.003.xx	šarka	[2-za Hkr<1500;3-za Hkr>1500]x2
100.000.xx	ručka	1
143.022	vezni elementi ručke	1
143.023	vezni elementi ručke-vijak	2
143.001	zapinjač	2
143.002	zapinjač za pasivno krilo	2
143.003	prihvat zapinjača	2
363.008	umetak za Z40-652	1 par
140.073	ručica za pokretanje lamela	(n/10)x4
140.040.xx	mah. za lemele25 mm	4(L+D)
370.064	pvc umetak početne i završne lamele	8(L+D)
370.065	pvc umetak početne i završne lamele	8(L+D)

BRTVE		kom	mjera
321.006	brtva u krilu i ramu		2L+7H
348.010	brtva na spoju lamela	2[n1+n2+2]	Lkr-145
521.001	nosač četkice	1	Lkr
347.001	četkica	1	Lkr

Broj lamela (D45-074) je n1=n2 = (Hkr-436) / 120
Primjer:
Za mjeru krila Hkr=1756 mm, broja lamela n=(1756-436) / 120 = 11 kom

Određivanje broja lamela D45-074 dato je tablično na str. 400.11.126





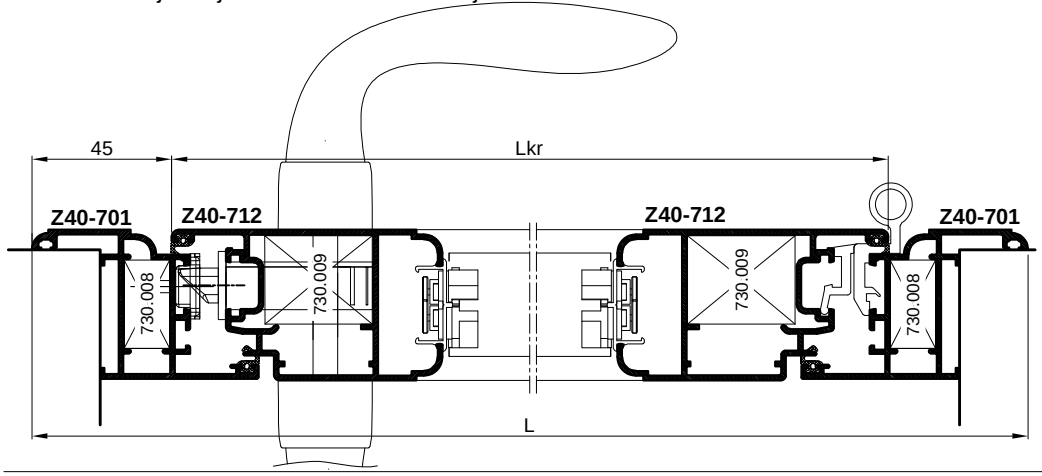
PROFILI		kom	mjera	pilanje
Z40-701	vodoravnica okvira	1	L	45-45
Z40-701	okomica okvira	2	H	45-90
Z40-712	vodoravnica krila	1	Lkr=L-90	45-45
Z40-722	vodoravnica krila	1	Lkr-134	90-90
Z40-712	okomica krila	2	Hkr=H-51	45-90
Z40-724	prečka - (za Hkr>1500)	1	Lkr-134	90-90
Z40-740	držač početne lamele	4	Lkr-174.5	90-90
D45-075	početna lamela	4	Lkr-180.5	90-90
D45-074	lamela	n1+n2	Lkr-186.5	90-90

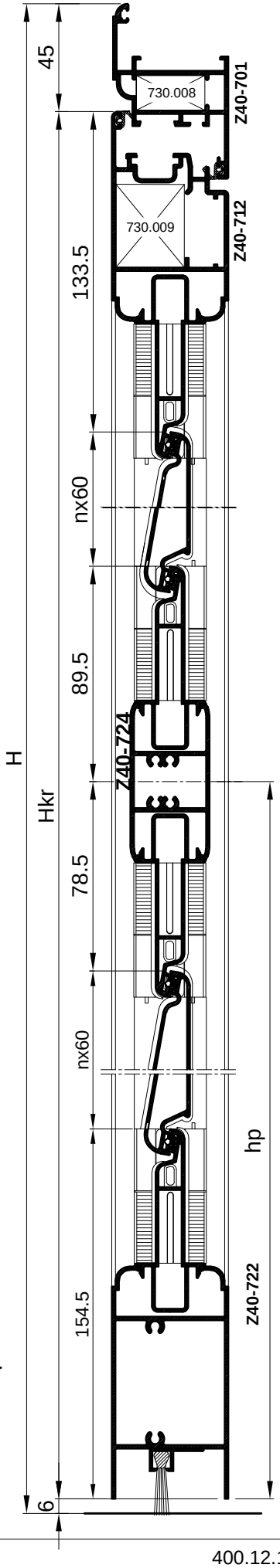
OKOVI		kom
730.008	kutnik rama	2
730.001	pom. kutnik	4
730.002	pom. kutnik	2
730.009	kutnik krila	2
111.003.xx	šarka	3(za Hkr>1500)
124.001	brava	1
124.015	uložak brave	1
124.004	rozeta	1
125.001	šild	1
104.001	ručka	1(par)
140.073	ručica za pokretanje lamela	(n/10)x2
140.040.xx	mehanizam za lamele 25 mm	2(L+D)
370.064	pvc umetak početne i završne lamele	4(L+D)
370.065	pvc umetak početne i završne lamele	4(L+D)

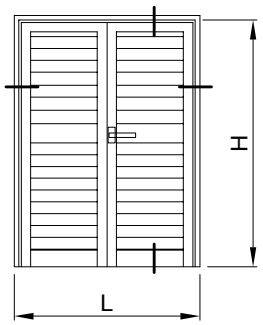
BRTVE		kom	mjera
321.006	brtva u krilu i ramu		2Lkr+4Hkr
348.010	brtva na spoju lamela	n1+n2+2	Lkr-185
521.001	nosač četkice	1	Lkr
347.001	četkica	1	Lkr

Broj lamela (D45-074) je n1=n2=(Hkr-456) / 120

Primjer:
Za mjeru krila Hkr=1776 mm, broj lamela n1=n2=(1776-456) / 120 = 11 kom
Određivanje broja lamela D45-074 dato je tablično na str.400.11.127







PROFILI		kom	mjera	pilanje
Z40-701	vodoravnica okvira	1	L	45-45
Z40-701	okomica okvira	2	H	45-90
Z40-712	vodoravnica krila	2	Lkr=L/2-47.5	45-45
Z40-722	vodoravnica krila	2	Lkr-134	90-90
Z40-712	okomica krila	4	Hkr=H-51	45-90
Z40-724	prečka - (za Hkr>1500)	2	Lkr-134	90-90
Z40-652	kombatuta	1	Hkr-68	90-90
Z40-740	držač početne lamele	8	Lkr-174.5	90-90
D45-075	početna lamela	8	Lkr-180.5	90-90
D45-074	lamela	2(n1+n2)	Lkr-186.5	90-90

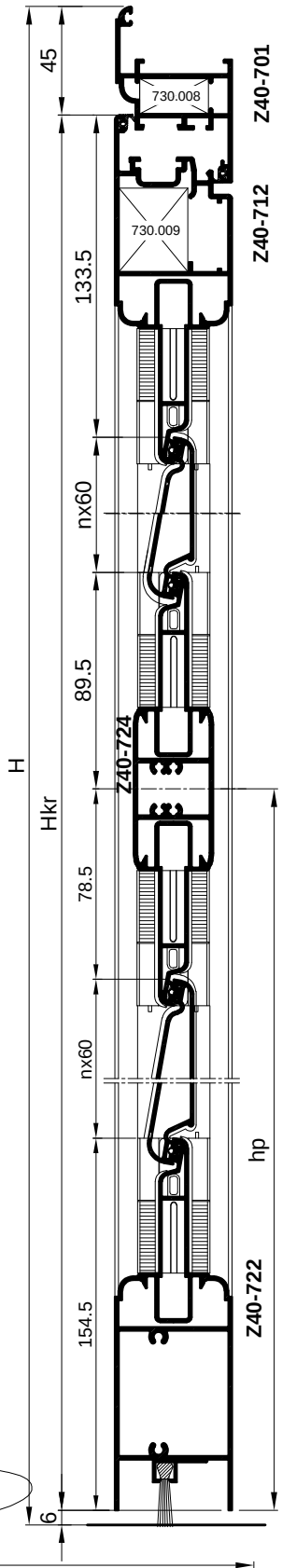
OKOVI		kom
730.008	kutnik rama	2
730.001	pom. kutnik	6
730.002	pom. kutnik	2
730.009	kutnik krila	4
111.003.xx	šarka	6(za Hkr>1500)
124.001	brava	1
124.015	uložak brave	1
125.001	rozeta	1
125.001	šild	1
104.001	ručka	1(par)
140.073	ručica za pokretanje lamela	(n/10)x4
140.040.xx	mehanizam za lamele 25 mm	4(L+D)
370.064	pvc umetak početne i završne lamele	8(L+D)
370.065	pvc umetak početne i završne lamele	8(L+D)
363.008	umetak profila Z40-652	1 (par)

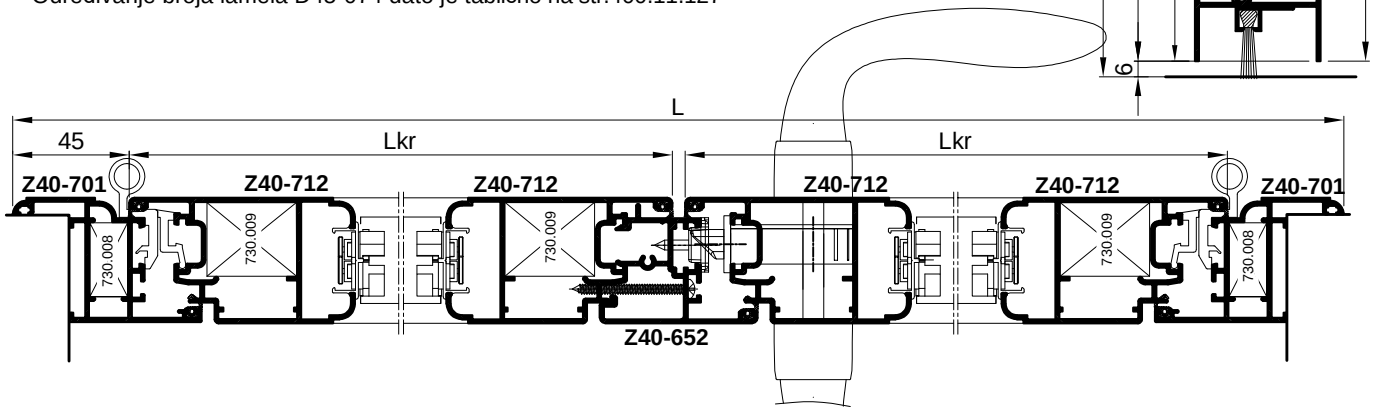
BRTVE		kom	mjera
321.006	brtva u krilu i ramu		2Lkr+7Hkr
348.010	brtva na spoju lamela	[(n1+n2)+2]x2	Lkr-185
521.001	nosač četkice	1	Lkr
347.001	četkica	1	Lkr

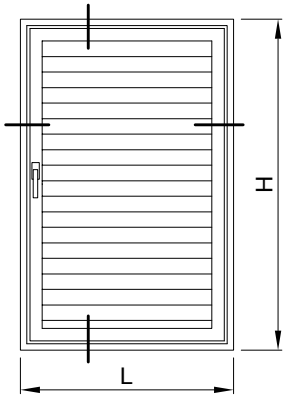
Broj lamela (D45-074) je n1=n2=(Hkr-456) / 120

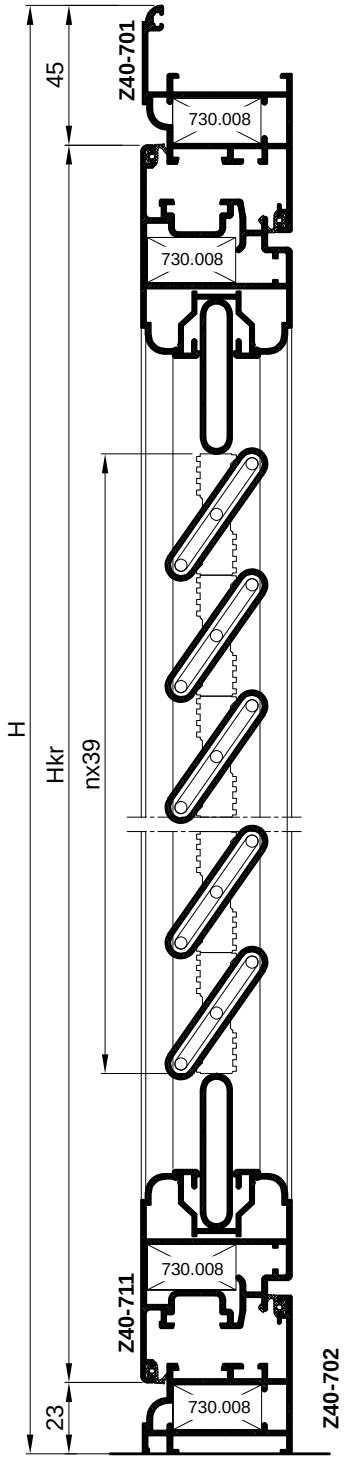
Primjer:
Za mjeru krila Hkr=1776 mm, broj lamela n1=n2=(1776-456) / 120 = 11 kom

Određivanje broja lamela D45-074 dato je tablično na str.400.11.127









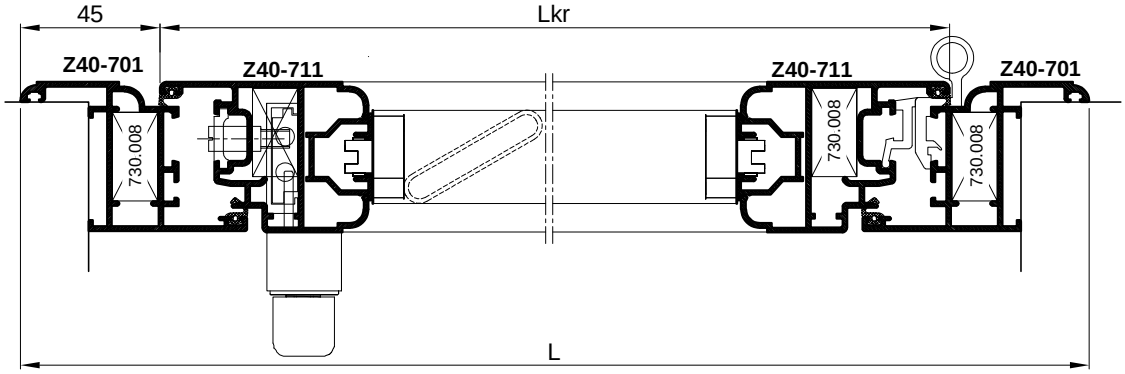
PROFILI	opis	kom.	mjera	pilanje
Z40-701	vodoravnca okvira rama	1	L	45-45
Z40-702	vodoravnca okvira rama	1	L-44	45-45
Z40-701	okomica okvira rama	2	H(obrada)	45-45
Z40-711	vodoravnica krila	2	Lkr=L-90	45-45
Z40-711	okomica krila	2	Hkr=H-68	45-45
H-638	držač početnog i završog profila - vodoravni	2	Lkr-95	45-45
H-638	držač profila ispune - okomiti	2	Hkr-95	45-45
F-0187	profil ispune	n	Lkr-137	90-90
F-0187	početni i završni profil	2	Lkr-100	90-90

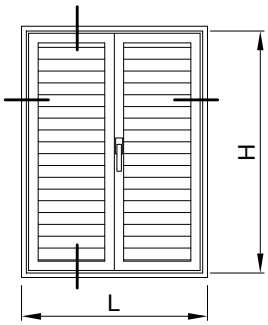
OKOVI		kom
730.008	kutnik krila i rama	8
730.001	pom. kutnik	6
730.002	pom. kutnik	2
111.003.xx	šarka	2-za Hkr<1500; 3 -za Hkr>1500
100.000.xx	ručka	1
143.022	vezni elementi ručke	1
143.023	vezni elementi ručke-vijak	2
143.001	zapinjač	2
143.003	prihvat zapinjača	2
373.005	pvc umetak za fiksnu grilju	n(L+D)

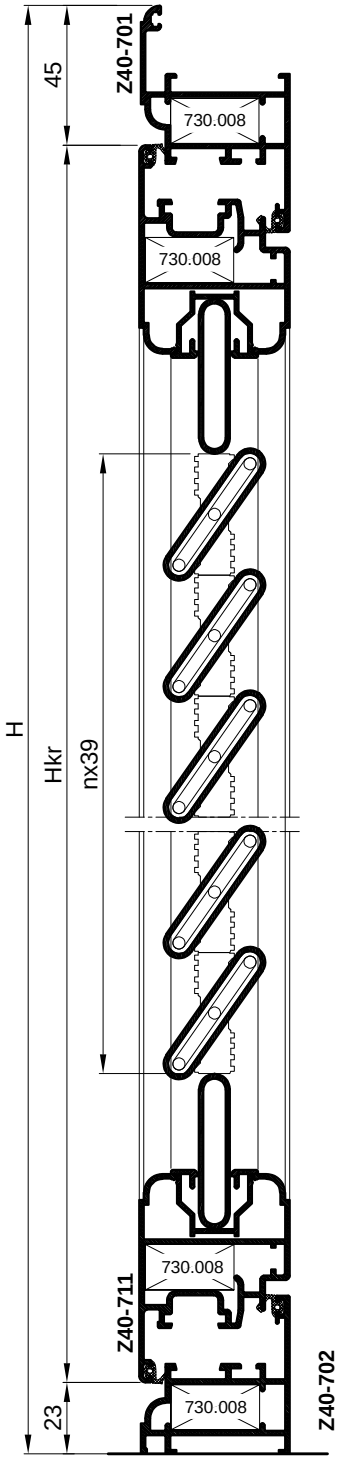
BRTVE		kom	mjera
321.006	brtva u krilu i ramu		4L+4H

Broj lamela (F-0187) je n = (Hkr-199) / 39
Primjer:
Za mjeru krila Hkr=1018 mm, broj lamela n=(1018-199) / 39 = 21 kom

Određivanje broja lamela F-0187 dato je tablično na str. 400.11.129







PROFILI	opis	kom.	mjera	pilanje
Z40-701	vodoravnca okvira rama	1	L	45-45
Z40-702	vodoravnca okvira rama	1	L-44	45-45
Z40-701	okomica okvira rama	2	H(obrada)	45-45
Z40-711	vodoravnica krila	4	Lkr=L/2-47.5	45-45
Z40-711	okomica krila	4	Hkr=H-68	45-45
Z40-652	kambatuta	1	Hkr-68	90-90
H-638	držač početnog i završog profila - vodoravni	4	Lkr-95	45-45
H-638	držač profila ispune - okomiti	4	Hkr-95	45-45
F-0187	profil ispune	2n	Lkr-137	90-90
F-0187	početni i završni profil	4	Lkr-100	90-90

OKOVI		kom
730.008	kutnik krila i rama	12
730.001	pom. kutnik	12
730.002	pom. kutnik	2
111.003.xx	šarka	[2-za Hkr<1500;3-za Hkr>1500]x2
100.000.xx	ručka	1
143.022	vezni elementi ručke	1
143.023	vezni elementi ručke-vijak	2
143.001	zapinjač	2
143.002	zapinjač za pasivno krilo	2
143.003	prihvat zapinjača	4
373.005	pvc umetak za fiksnu grilju	2n(L+D)
363.008	umetak za Z40-652	1 par

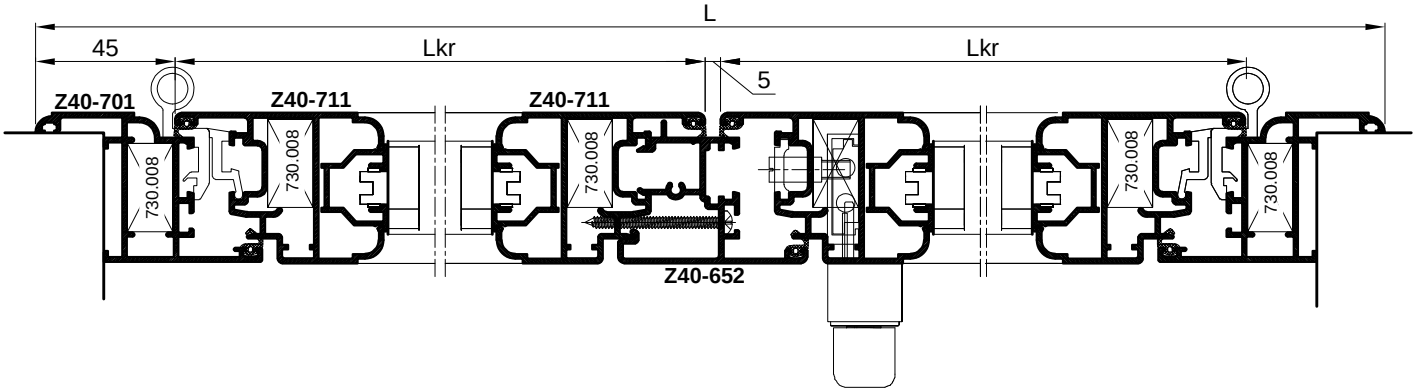
BRTVE		kom	mjera
321.006	brtva u krilu i ramu		4L+7H

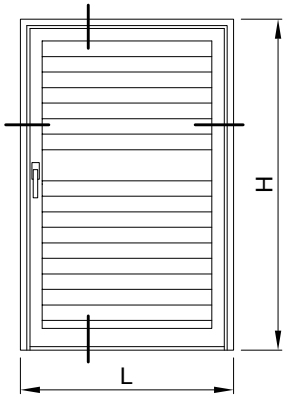
Broj lamela (F-0187) je $n = (Hkr-199) / 39$

Primjer:

Za mjeru krila Hkr=1018 mm, broja lamela n=(1018-199) / 39 = 21 kom

Određivanje broja lamela F-0187 dato je tablično na str. 400.11.129





PROFILI	opis	kom.	mjera	pilanje
Z40-701	vodoravnca okvira rama	1	L	45-45
Z40-701	okomica okvira rama	2	H	45-90
Z40-711	vodoravnica krila	1	Lkr=L-90	45-45
Z40-722	vodoravnica krila	1	Lkr-93	90-90
Z40-711	okomica krila	2	Hkr=H-51	45-90
Z40-724	prečka (za Hkr>1500)	1	Lkr-93	90-90
H-638	držač početnog i završog profila - vodoravni	4	Lkr-95	45-45
H-638	držač profila ispune - okomiti	4	Hkr-95	45-45
F-0187	profil ispune	2n	Lkr-137	90-90
F-0187	početni i završni profil	4	Lkr-100	90-90

OKOVI		kom
730.008	kutnik krila i rama	4
730.001	pom. kutnik	4
730.002	pom. kutnik	2
111.003.xx	šarka	2-za Hkr<1500; 3 -za Hkr>1500
100.000.xx	ručka	1
143.022	vezni elementi ručke	1
143.023	vezni elementi ručke-vijak	2
143.001	zapinjač	2
143.003	prihvat zapinjača	2
373.005	pvc umetak za fiksnu grilju	2n(L+D)

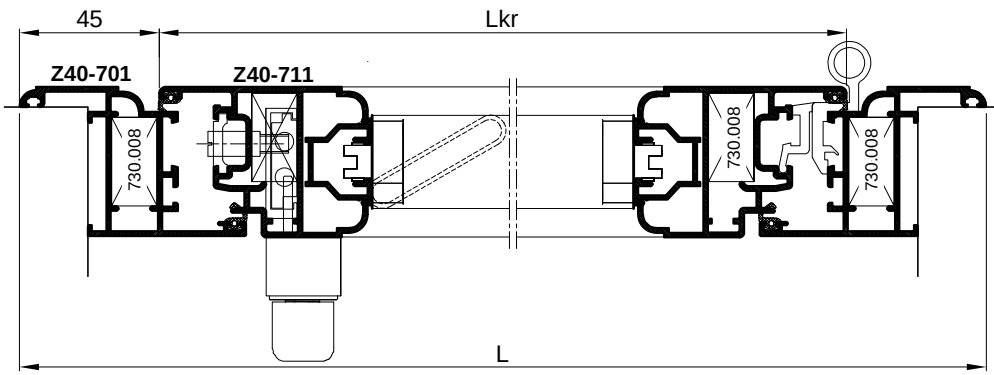
BRTVE		kom	mjera
321.006	brtva u krilu i ramu		2L+4H
521.001	nosač četkice	1	Lkr
347.001	četkica	1	Lkr

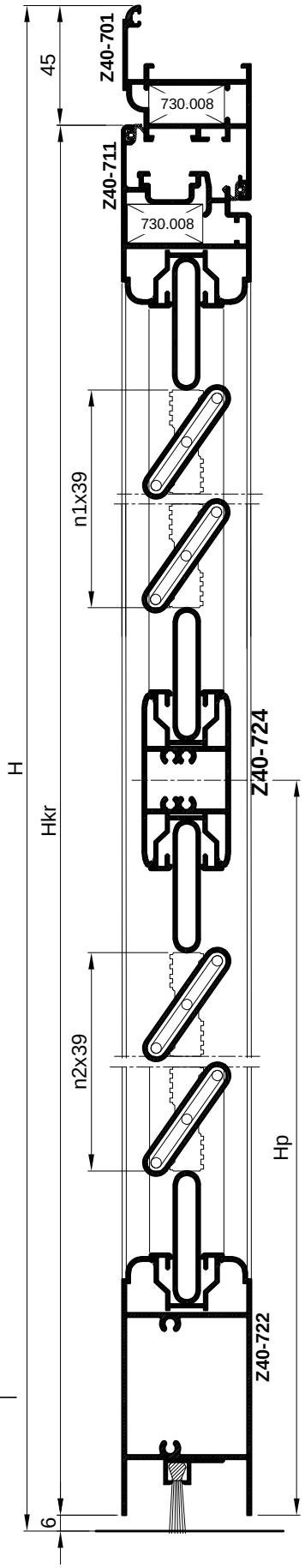
Broj lamela (F-0187) je n=n1=n2= (Hkr-359) / 78

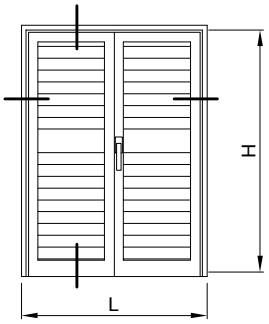
Primjer:

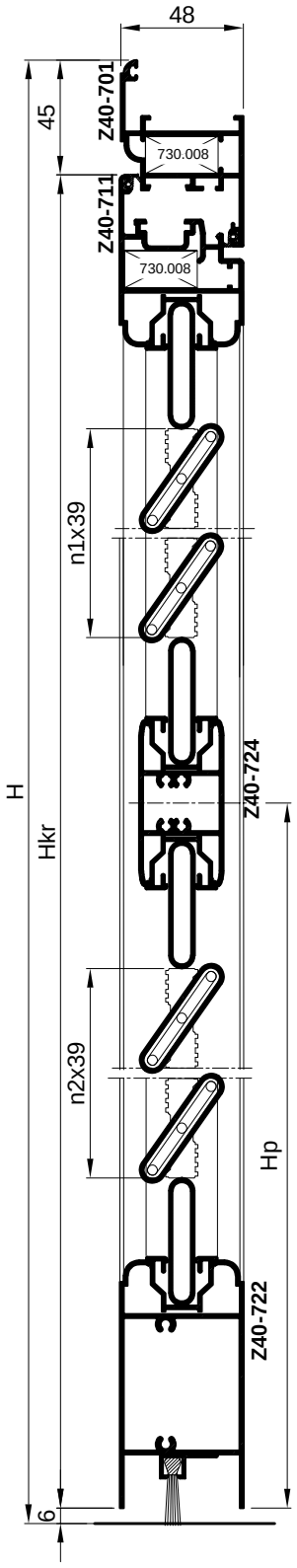
Za mjeru krila Hkr=2075 mm, broja lamela n1=n2=(2075-359) / 78 = 22 kom

Određivanje broja lamela F-0187 dato je tablično na str. 400.11.131









PROFILI	opis	kom.	mjera	pilanje
Z40-701	vodoravnca okvira rama	1	L	45-45
Z40-701	okomica okvira rama	2	H	45-90
Z40-711	vodoravnica krila	2	Lkr=L-90	45-45
Z40-722	vodoravnica krila	2	Lkr-93	90-90
Z40-711	okomica krila	4	Hkr=H-51	45-90
Z40-724	prečka - (za Hkr>1500)	2	Lkr-93	90-90
Z40-652	kambatuta	1	Hkr-68	90-90
H-638	držač početnog i završog profila - vodoravni	8	Lkr-95	45-45
H-638	držač profila ispune - okomiti	8	Hkr-95	45-45
F-0187	profil ispune	4n	Lkr-137	90-90
F-0187	početni i završni profil	8	Lkr-100	90-90

OKOVI		kom
730.008	kutnik krila i rama	6
730.001	pom. kutnik	6
730.002	pom. kutnik	2
111.003.xx	šarka	[2-za Hkr<1500;3-za Hkr>1500]x2
100.000.xx	ručka	1
143.022	vezni elementi ručke	1
143.023	vezni elementi ručke-vijak	2
143.001	zapinjač	2
143.002	zapinjač za pasivno krilo	2
143.003	prihvat zapinjača	2
373.005	pvc umetak za fiksnu grilju	4n(L+D)
363.008	umetak za Z40-652	1 par

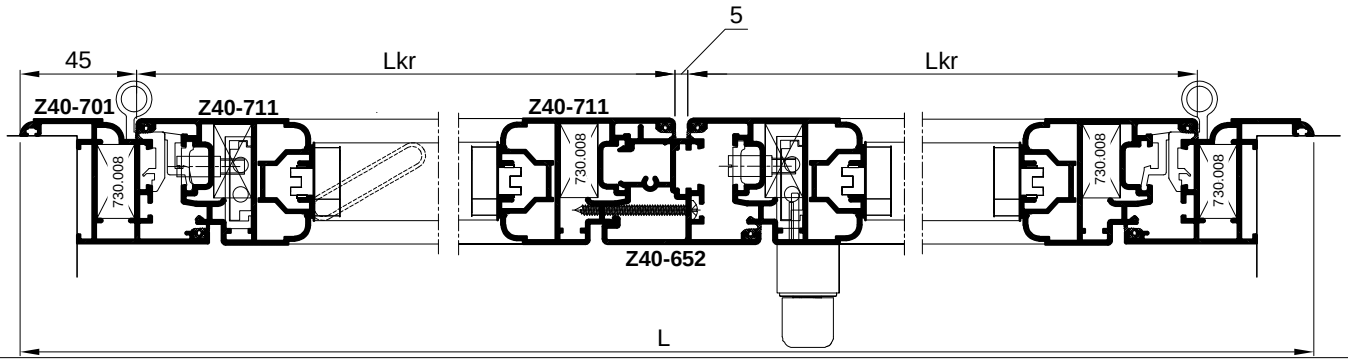
BRTVE		kom	mjera
321.006	brtva u krilu i ramu		2L+7H
521.001	nosač četkice	1	Lkr
347.001	četkica	1	Lkr

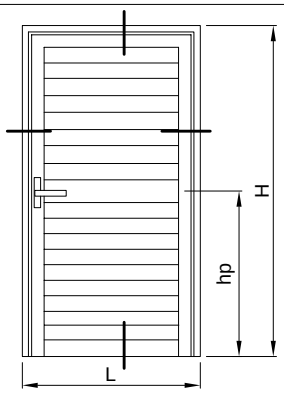
Broj lamela (F-0187) je n=n1=n2 = (Hkr-359) / 78

Primjer:

Za mjeru krila Hkr=2075 mm, broja lamela n=(2075-359) / 78 = 22 kom

Određivanje broja lamela F-0187 dato je tablično na str. 400.11.131





PROFILI		kom	mjera	pilanje
Z40-701	vodoravnica okvira	1	L	45-45
Z40-701	okomica okvira	2	H	45-90
Z40-712	vodoravnica krila	1	Lkr=L-90	45-45
Z40-722	vodoravnica krila	1	Lkr-134	90-90
Z40-712	okomica krila	2	Hkr=H-51	45-90
Z40-724	prečka - (za Hkr>1500)	1	Lkr-134	90-90
H-638	držač početnog i završnog profila - vod.	4	Lkr-135	45-45
H-638	držač profila ispune - okomiti	4	Lkr-135	45-45
F-0187	profil ispune	2n	Lkr-177	90-90
F-0187	početni i završni profil	4	Lkr-140	90-90

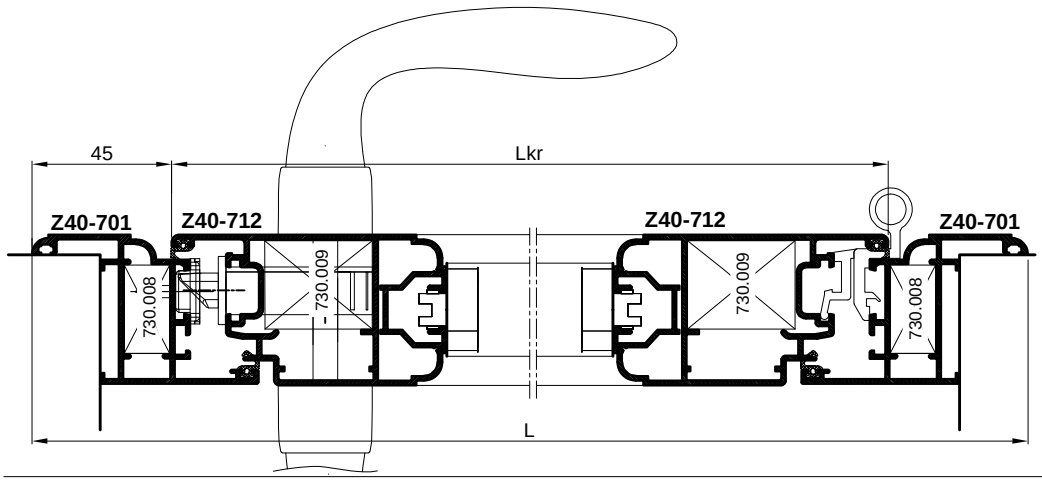
OKOVI		kom
730.008	kutnik rama	2
730.001	pom. kutnik	4
730.002	pom. kutnik	2
730.009	kutnik krila	2
111.003.xx	šarka	3(za Hkr>1500)
124.001	brava	1
124.015	uložak brave	1
124.004	rozeta	1
125.001	šild	1
104.001	ručka	1(par)
373.005	pvc umetak za fiksnu grilju	2n(L+D)

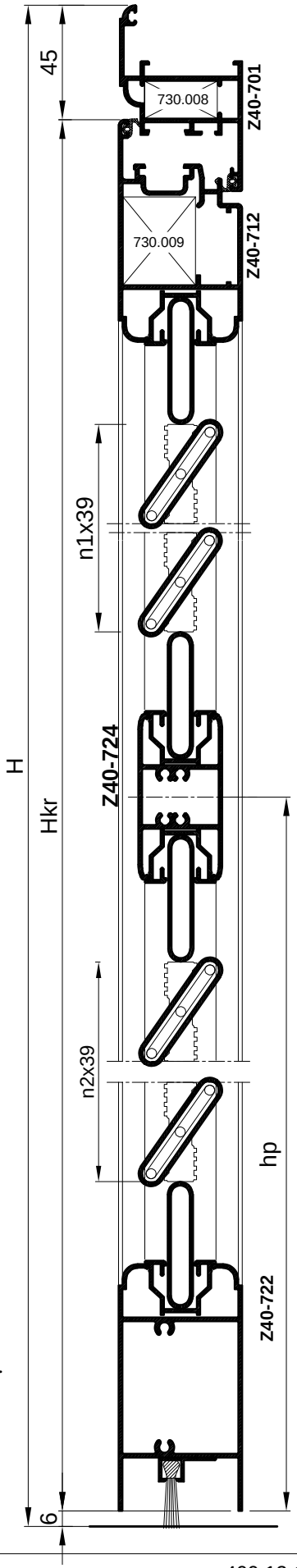
BRTVE		kom	mjera
321.006	brtva u krilu i ramu		2Lkr+4Hkr
521.001	nosač četkice	1	Lkr
347.001	četkica	1	Lkr

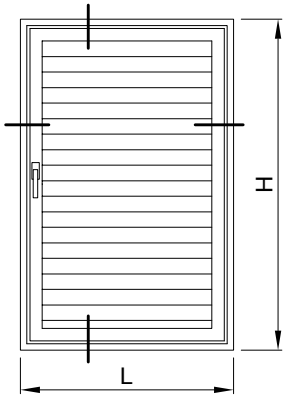
Broj lamela (F-0187) je n=n1=n2=(Hkr-379) / 78

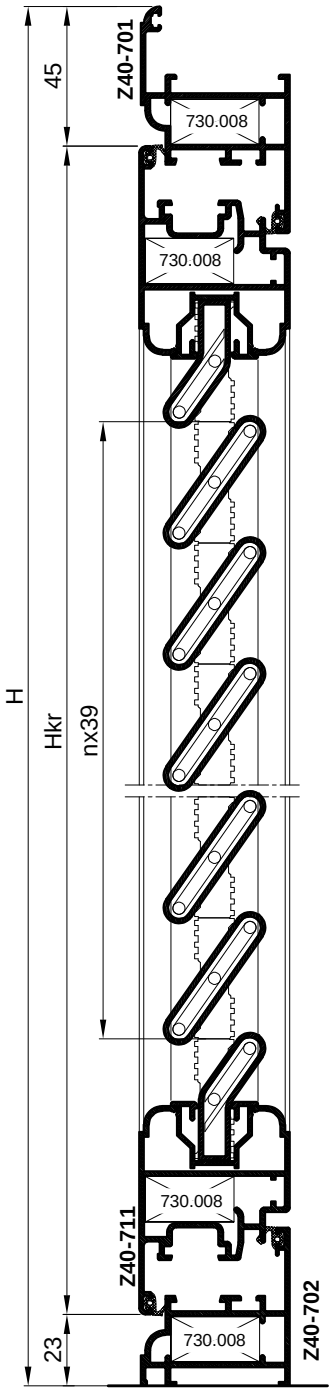
Primjer:
Za mjeru krila Hkr=2017 mm, broj lamela n1=n2=(2017-379) / 78 = 21 kom

Određivanje broja lamela F-0187 dato je tablično na str.400.11.132









PROFILI	opis	kom.	mjera	pilanje
Z40-701	vodoravnca okvira rama	1	L	45-45
Z40-702	vodoravnca okvira rama	1	L-44	45-45
Z40-701	okomica okvira rama	2	H(obrada)	45-45
Z40-711	vodoravnica krila	2	Lkr=L-90	45-45
Z40-711	okomica krila	2	Hkr=H-68	45-45
H-638	držač početnog i završog profila - vodoravni	2	Lkr-95	45-45
H-638	držač profila ispune - okomiti	2	Hkr-95	45-45
F-0187	profil ispune	n	Lkr-137	90-90
F-1705	početni i završni profil	2	Lkr-137	90-90

OKOVI		kom
730.008	kutnik krila i rama	8
730.001	pom. kutnik	6
730.002	pom. kutnik	2
111.003.xx	šarka	2-za Hkr<1500; 3 -za Hkr>1500
100.000.xx	ručka	1
143.022	vezni elementi ručke	1
143.023	vezni elementi ručke-vijak	2
143.001	zapinjač	2
143.003	prihvat zapinjača	2
373.005	pvc umetak za fiksnu grilju	n(L+D)
373.005.99	pvc umetak za F-1705	2(L+D)

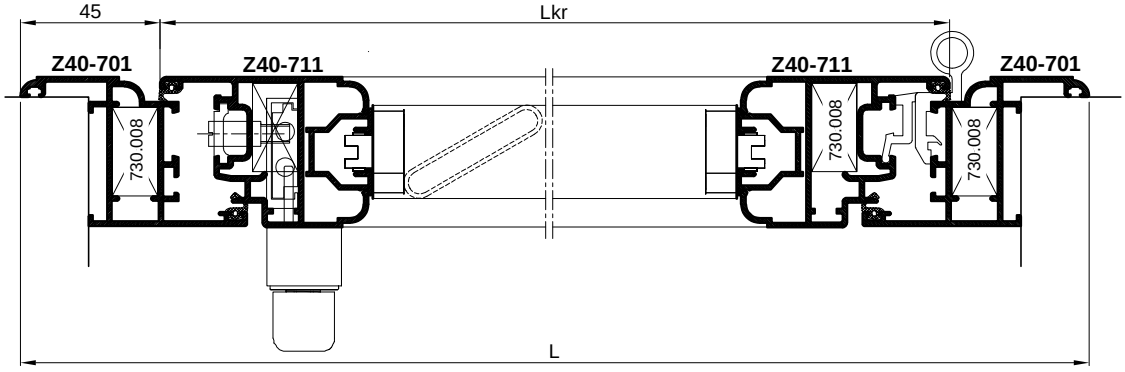
BRTVE		kom	mjera
321.006	brtva u krilu i ramu		4L+4H

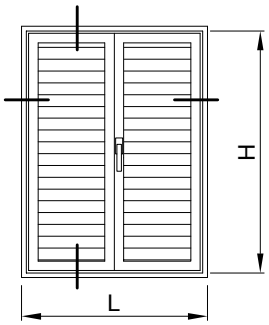
Broj lamela (F-0187) je $n = (Hkr-178) / 39$

Primjer:

Za mjeru krila Hkr=1114 mm, broja lamela n=(1114-178) / 39 = 936 / 39 = 24 kom

Određivanje broja lamela F-0187 dato je tablično na str. 400.11.134

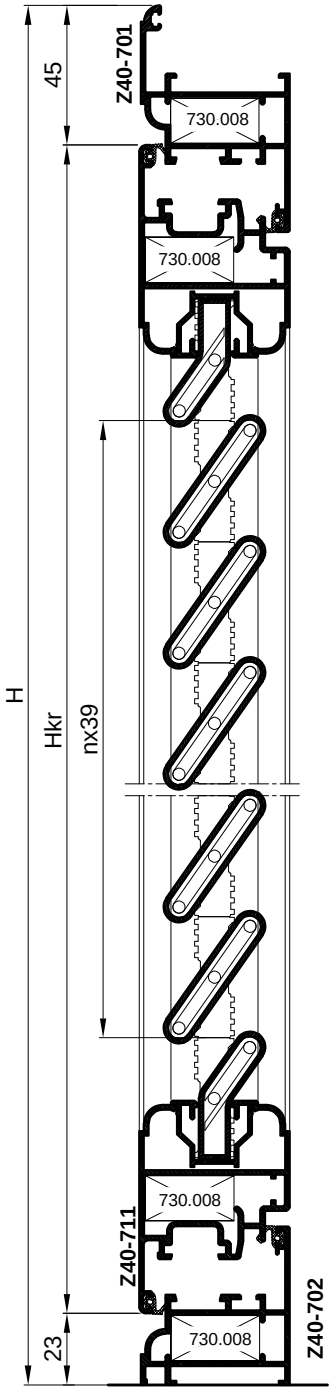




PROFILI	opis	kom.	mjera	pilanje
Z40-701	vodoravnca okvira rama	1	L	45-45
Z40-702	vodoravnca okvira rama	1	L-44	45-45
Z40-701	okomica okvira rama	2	H(obrada)	45-45
Z40-711	vodoravnica krila	4	Lkr=L/2-47.5	45-45
Z40-711	okomica krila	4	Hkr=H-68	45-45
Z40-652	kambatuta	1	Hkr-68	90-90
H-638	držač početnog i završog profila - vodoravni	4	Lkr-95	45-45
H-638	držač profila ispune - okomiti	4	Hkr-95	45-45
F-0187	profil ispune	2n	Lkr-137	90-90
F-1705	početni i završni profil	4	Lkr-137	90-90

OKOVI		kom
730.008	kutnik krila i rama	12
730.001	pom. kutnik	12
730.002	pom. kutnik	2
111.003.xx	šarka	[2-za Hkr<1500;3-za Hkr>1500]x2
100.000.xx	ručka	1
143.022	vezni elementi ručke	1
143.023	vezni elementi ručke-vijak	2
143.001	zapinjač	2
143.002	zapinjač za pasivno krilo	2
143.003	prihvat zapinjača	4
373.005	pvc umetak za fiksnu grilju	2n(L+D)
363.008	umetak za Z40-652	1 par
373.005.99	pvc umetak za F-1705	(L+D)x4

BRTVE		kom	mjera
321.006	brtva u krilu i ramu		4L+7H

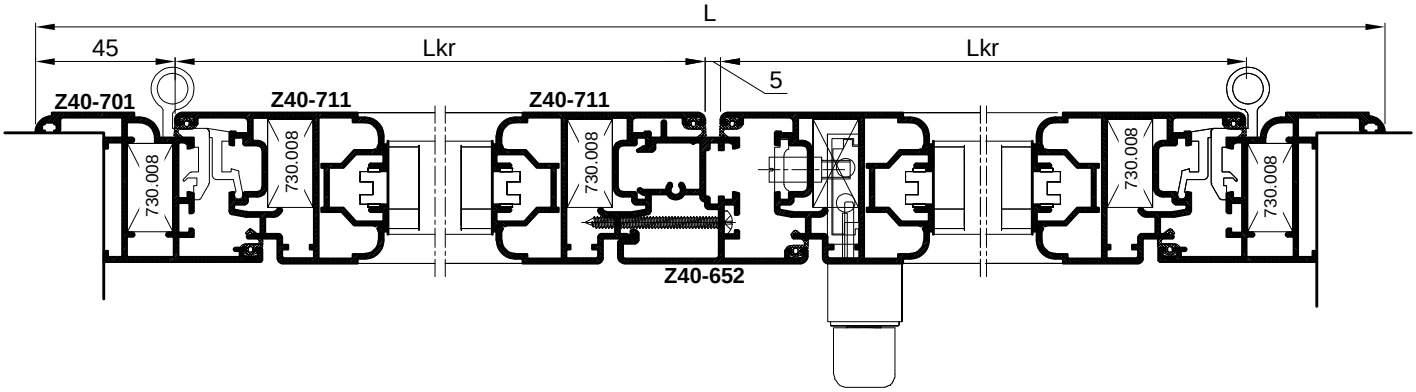


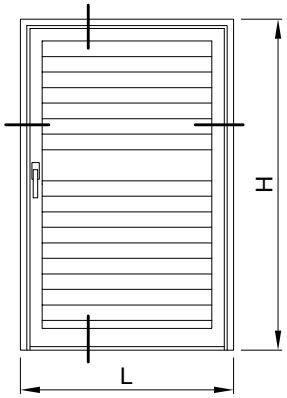
Broj lamela (F-0187) je $n = (Hkr-178) / 39$

Primjer:

Za mjeru krila Hkr=1114 mm, broja lamela n=(1114-178) / 39 = 936 / 39 = 24 kom

Određivanje broja lamela F-0187 dato je tablično na str. 400.11.134





PROFILI	opis	kom.	mjera	pilanje
Z40-701	vodoravnca okvira rama	1	L	45-45
Z40-701	okomica okvira rama	2	H	45-90
Z40-711	vodoravnica krila	1	Lkr=L-90	45-45
Z40-722	vodoravnica krila	1	Lkr-93	90-90
Z40-711	okomica krila	2	Hkr=H-51	45-90
Z40-724	prečka (za Hkr>1500)	1	Lkr-93	90-90
H-638	držač početnog i završog profila - vodoravni	4	Lkr-95	45-45
H-638	držač profila ispune - okomiti	4	Hkr-95	45-45
F-0187	profil ispune	2n	Lkr-137	90-90
F-1705	početni i završni profil	4	Lkr-137	90-90

OKOVI		kom
730.008	kutnik krila i rama	4
730.001	pom. kutnik	4
730.002	pom. kutnik	2
111.003.xx	šarka	2-za Hkr<1500; 3 -za Hkr>1500
100.000.xx	ručka	1
143.022	vezni elementi ručke	1
143.023	vezni elementi ručke-vijak	2
143.001	zapinjač	2
143.003	prihvat zapinjača	2
373.005	pvc umetak za fiksnu grilju	2n(L+D)
373.005.99	pvc umetak za F-1705	(2L+2D)x2

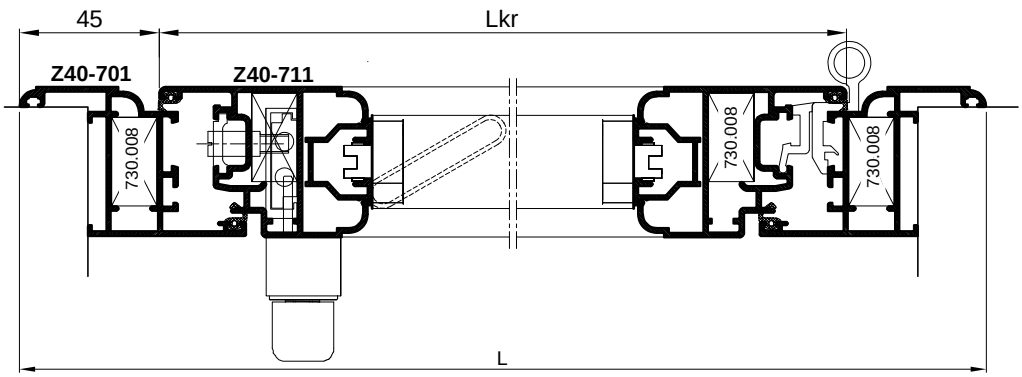
BRTVE		kom	mjera
321.006	brtva u krilu i ramu		2L+4H
521.001	nosač četkice	1	Lkr
347.001	četkica	1	Lkr

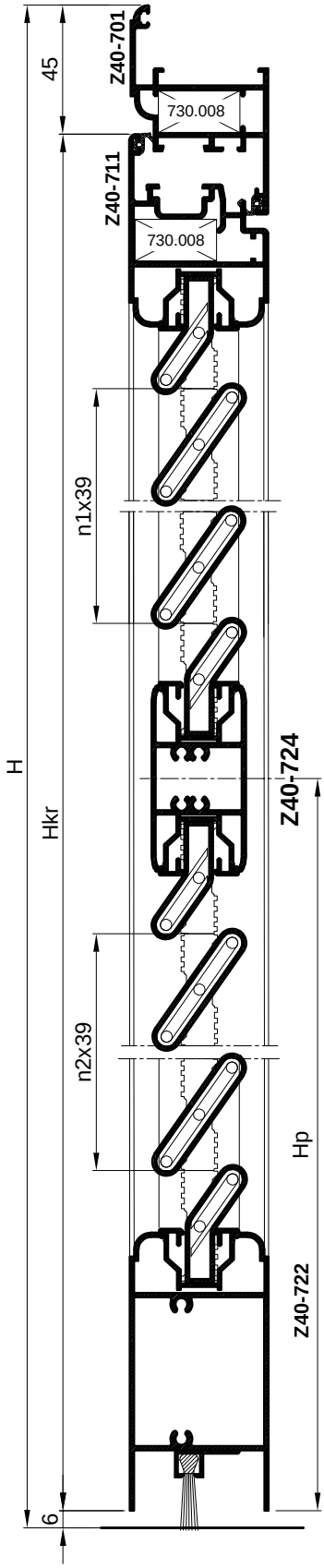
Broj lamela (F-0187) je n=n1=n2= (Hkr-316) / 78

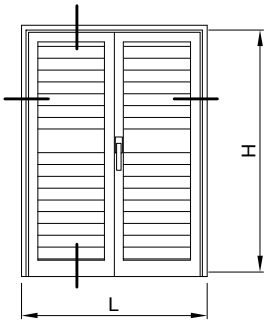
Primjer:

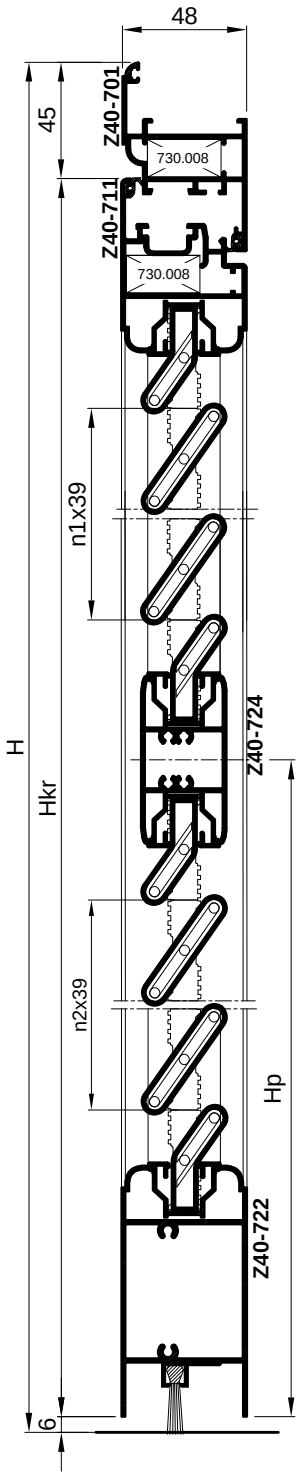
Za mjeru krila Hkr=2110 mm, broja lamela n1=n2=(2110-316) / 78 = 23 kom

Određivanje broja lamela F-0187 dato je tablično na str. 400.11.136









PROFILI	opis	kom.	mjera	pilanje
Z40-701	vodoravnca okvira rama	1	L	45-45
Z40-701	okomica okvira rama	2	H	45-90
Z40-711	vodoravnica krila	2	Lkr=L-90	45-45
Z40-722	vodoravnica krila	2	Lkr-93	90-90
Z40-711	okomica krila	4	Hkr=H-51	45-90
Z40-724	prečka - (za Hkr>1500)	2	Lkr-93	90-90
Z40-652	kambatuta	1	Hkr-68	90-90
H-638	držač početnog i završog profila - vodoravni	8	Lkr-95	45-45
H-638	držač profila ispune - okomiti	8	Hkr-95	45-45
F-0187	profil ispune	4n	Lkr-137	90-90
F-1705	početni i završni profil	8	Lkr-137	90-90

OKOVI		kom
730.008	kutnik krila i rama	6
730.001	pom. kutnik	6
730.002	pom. kutnik	2
111.003.xx	šarka	[2-za Hkr<1500;3-za Hkr>1500]x2
100.000.xx	ručka	1
143.022	vezni elementi ručke	1
143.023	vezni elementi ručke-vijak	2
143.001	zapinjač	2
143.002	zapinjač za pasivno krilo	2
143.003	prihvat zapinjača	2
373.005	pvc umetak za fiksnu grilju	4n(L+D)
363.008	umetak za Z40-652	1 par
373.005.99	pvc umetak za F-1705	(2L+2D)x4

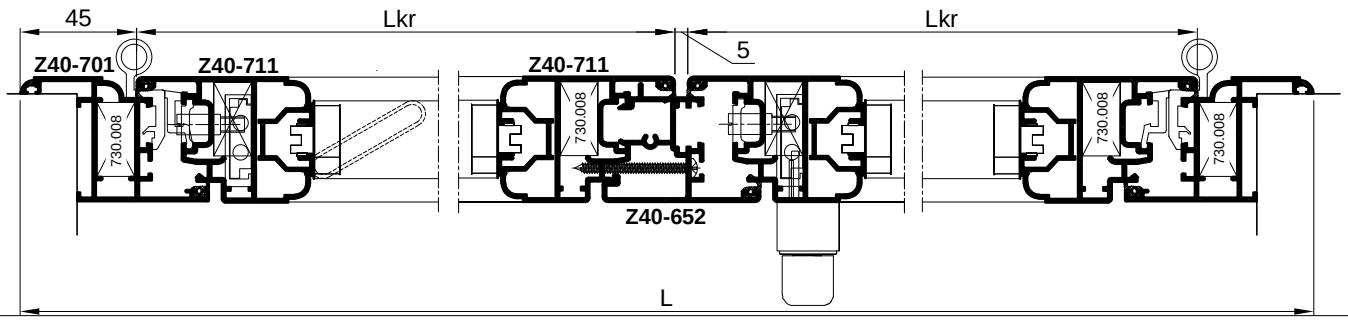
BRTVE		kom	mjera
321.006	brtva u krilu i ramu		2L+7H
521.001	nosač četkice	1	Lkr
347.001	četkica	1	Lkr

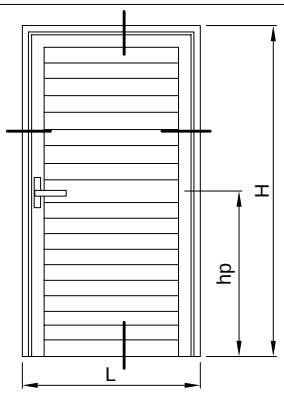
Broj lamela (F-0187) je n=n1=n2 = (Hkr-316) / 78

Primjer:

Za mjeru krila Hkr=2110 mm, broja lamela n1=n2=(2110-316) / 78 = 23 kom

Određivanje broja lamela F-0187 dato je tablično na str. 400.11.136





PROFILI		kom	mjera	pilanje
Z40-701	vodoravnica okvira	1	L	45-45
Z40-701	okomica okvira	2	H	45-90
Z40-712	vodoravnica krila	1	Lkr=L-90	45-45
Z40-722	vodoravnica krila	1	Lkr-134	90-90
Z40-712	okomica krila	2	Hkr=H-51	45-90
Z40-724	prečka - (za Hkr>1500)	1	Lkr-134	90-90
H-638	držač početnog i završnog profila - vod.	4	Lkr-135	45-45
H-638	držač profila ispune - okomiti	4	Lkr-135	45-45
F-0187	profil ispune	2n	Lkr-177	90-90
F-1705	početni i završni profil	4	Lkr-177	90-90

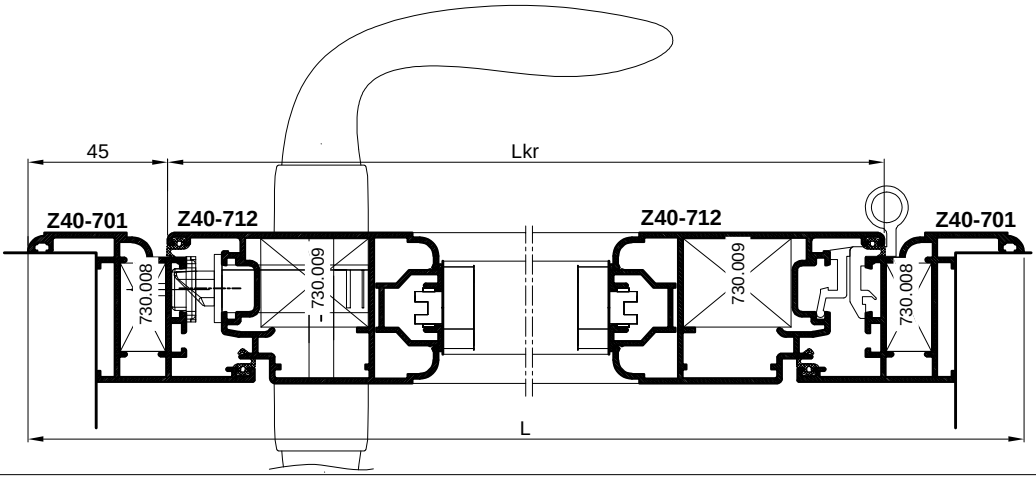
OKOVI		kom
730.008	kutnik rama	2
730.001	pom. kutnik	4
730.002	pom. kutnik	2
730.009	kutnik krila	2
111.003.xx	šarka	3(za Hkr>1500)
124.001	brava	1
124.015	uložak brave	1
124.004	rozeta	1
125.001	šild	1
104.001	ručka	1(par)
373.005	pvc umetak za fiksnu grilju	2n(L+D)
373.005.99	pvc umetak F-1705	(2L+2D)x2

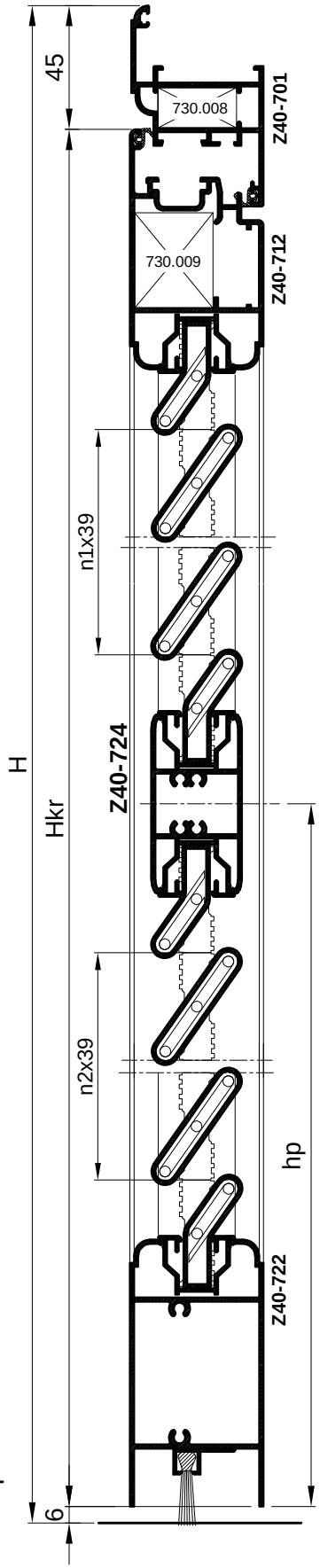
BRTVE		kom	mjera
321.006	brtva u krilu i ramu		2Lkr+4Hkr
521.001	nosač četkice	1	Lkr
347.001	četkica	1	Lkr

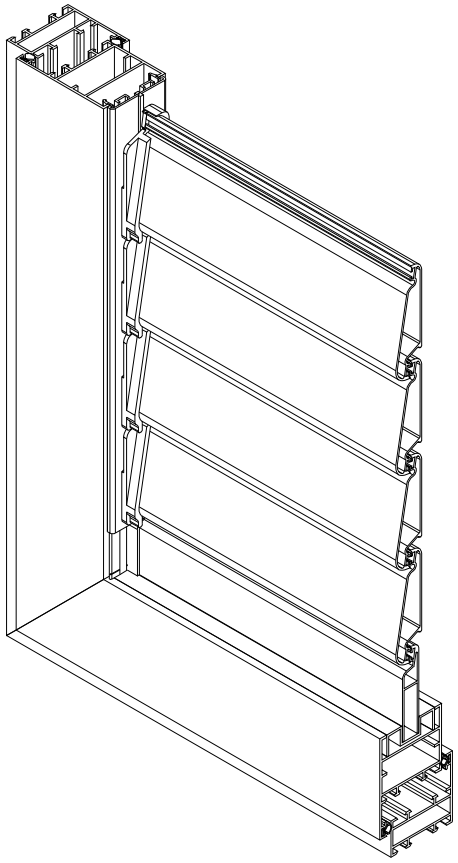
Broj lamela (F-0187) je n=n1=n2=(Hkr-336) / 78

Primjer:
Za mjeru krila Hkr=2130 mm, broj lamela n1=n2=(2130-336) / 78 = 23 kom

Određivanje broja lamela F-0187 dato je tablično na str.400.11.137







GRILJA DALMO

SADRŽAJ

01 ZNAČAJKE SISTEMA Grilja Dalmo 400.01.200-203

03 PROFILI Grilja Dalmo 400.03.200-209

04 VEZNI ELEMENTI Grilja Dalmo 400.04.200-203

05 PVC ELEMENTI Grilja Dalmo 400.05.200-203

06 MEHANIZMI Grilja Dalmo 400.06.200-207

07 BRTVILA Grilja Dalmo 400.07.200-203

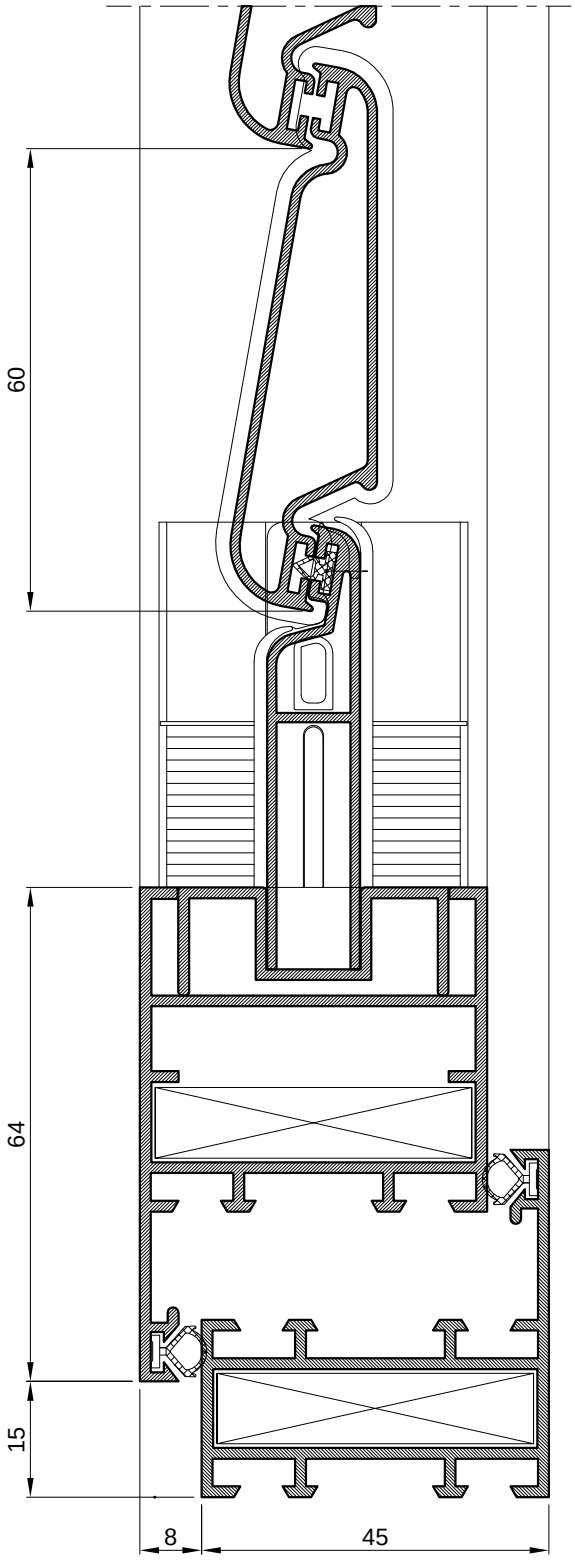
10 PRESJECI Grilja Dalmo 400.10.200-217

11 OBRADA I MONTAŽA Grilja Dalmo 400.11.200-211

12 REZNE LISTE Grilja Dalmo 400.12.200-207

Značajke sistema /Grilja Dalmo/

GRILJA DALMO



-Sistem profila **Grilja Dalmo** namjenjen je za izradu zaokretnih grilja u obliku prozora i vrata.

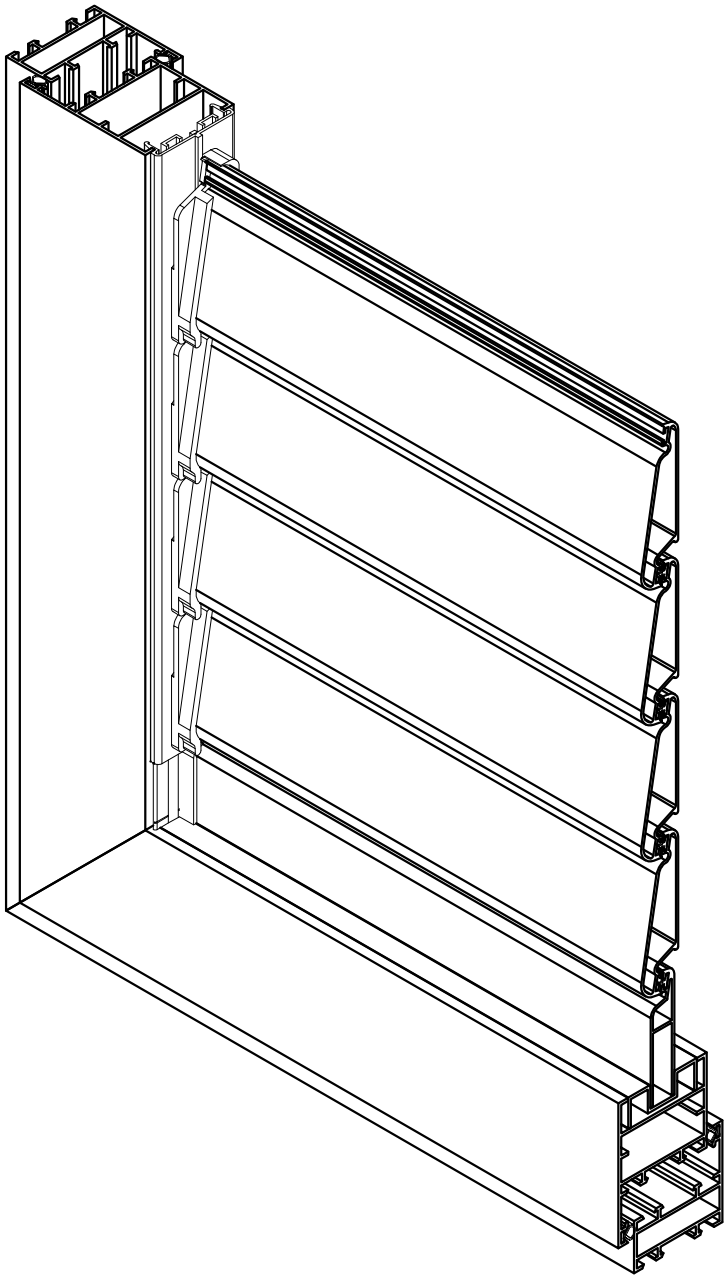
-Grilje su dugovječne, lagane, čvrste, postojane (materijal i površinska zaštita), te su otporne na vremenske i ostale utjecaje. Jednostavne su i praktične za rukovanje, čišćenje i održavanje.

-Odabir boje po izboru (u boji prema RAL karti, eloksaža te imitacija drveta).

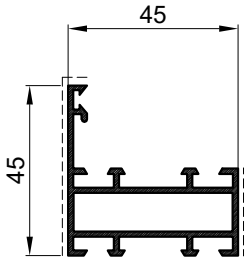
-Ispuna grilje može biti pokretna (zaokretne lamele), fiksna (fiksne lamele) i škure (puna ispuna).

-Preklop okvira krila i rama je 8 mm.

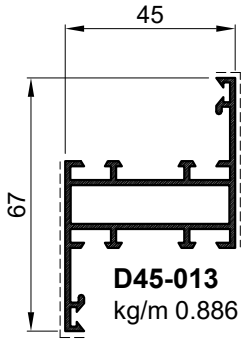
-Žlijeb za okov je R žlijeb.



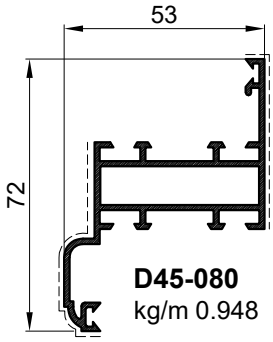
Profili
/Grilja Dalmo/



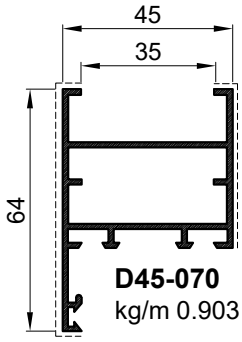
D45-002
kg/m 0.772



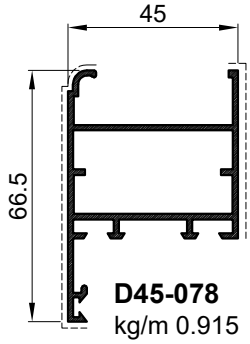
D45-013
kg/m 0.886



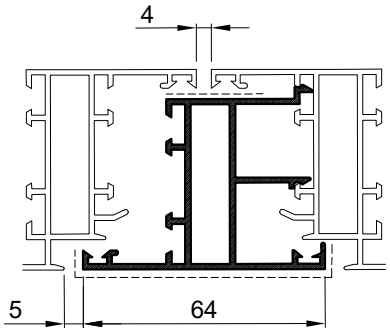
D45-080
kg/m 0.948



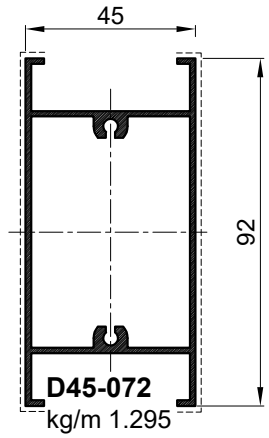
D45-070
kg/m 0.903



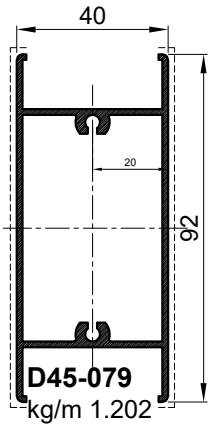
D45-078
kg/m 0.915



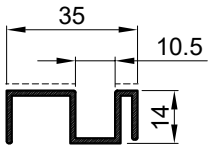
D45-030/A
kg/m 0.937



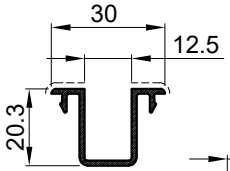
D45-072
kg/m 1.295



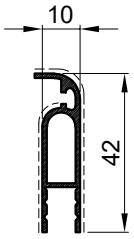
D45-079
kg/m 1.202



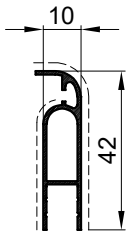
D45-082
kg/m 0.315



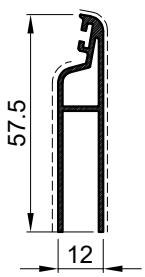
Z40-740
kg/m 0.266



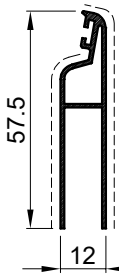
P45-641
kg/m 0.326



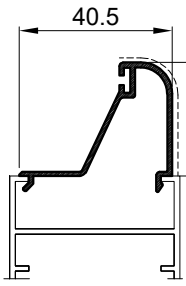
P45-641/L
kg/m 0.256



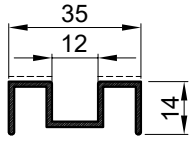
D45-075
kg/m 0.451



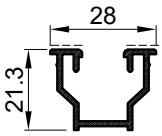
D45-075/L
kg/m 0.383



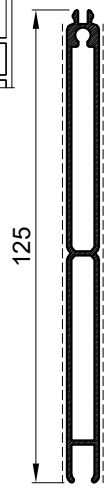
D45-077
kg/m 0.343



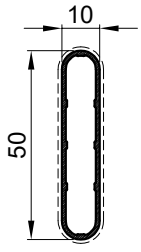
D45-076
kg/m 0.307



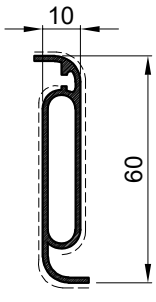
H-638
kg/m 0.294



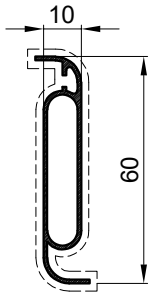
F-0714
kg/m 0.895



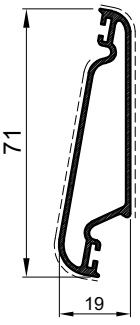
F-0187/L
kg/m 0.307



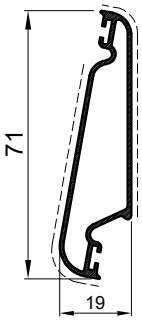
P45-631
kg/m 0.482



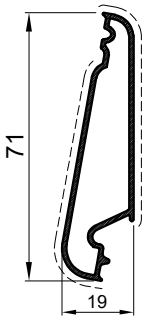
P45-631/L
kg/m 0.376



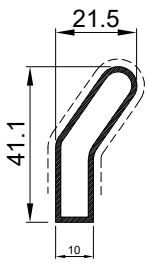
D45-074
kg/m 0.570



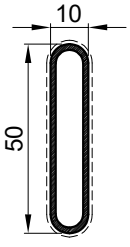
D45-074/L
kg/m 0.485



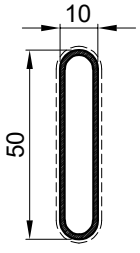
D45-081
kg/m 0.530



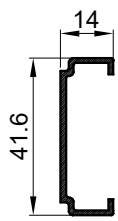
F-1705
kg/m 0.365



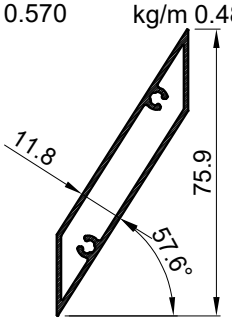
F-0187
kg/m 0.397



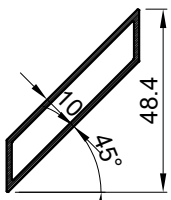
F-0187/A
kg/m 0.349



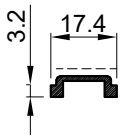
F-0984
kg/m 0.272



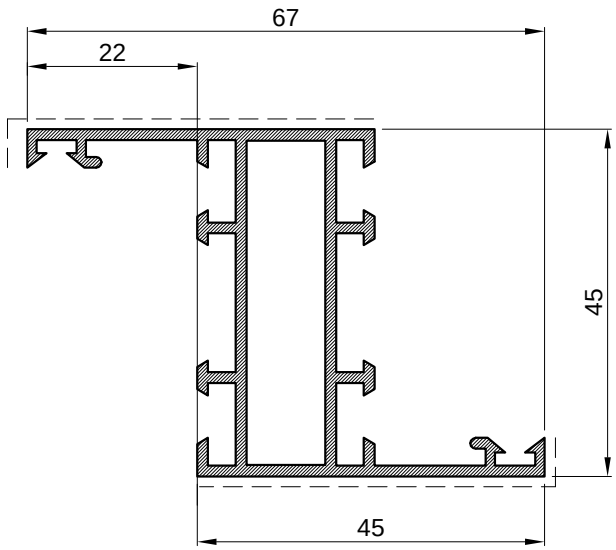
F-1477
kg/m 0.6



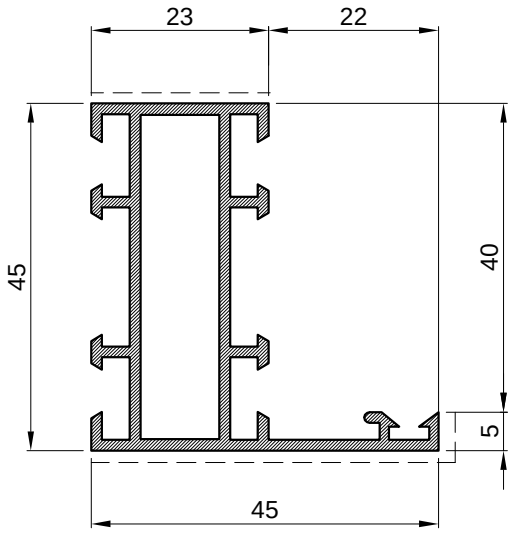
F-0983
kg/m 0.422



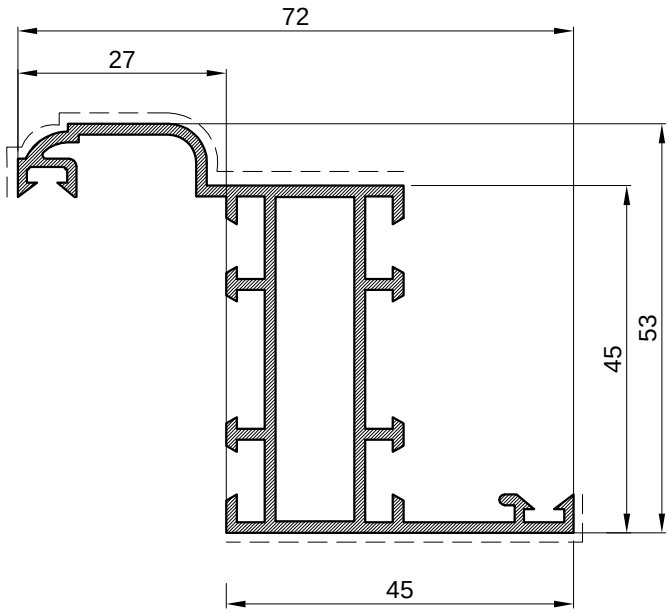
D45.055
kg/m 0.113



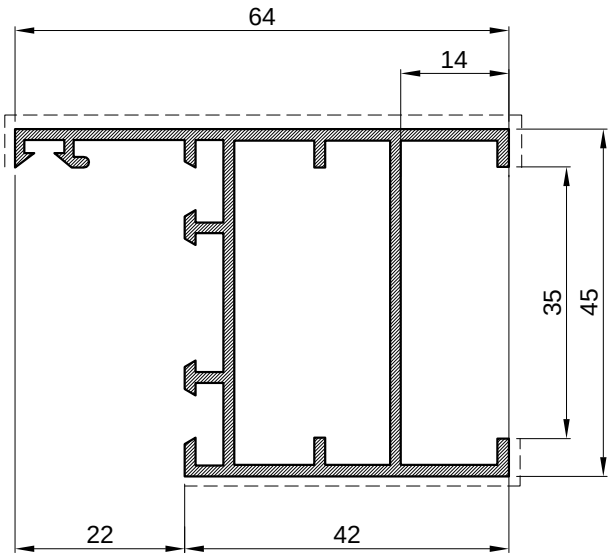
Ram grilje Dalmo		
Art.-Br.	**D45-013**	
Težina	kg/m	**0.886**
Opseg	mm	372
Momenti inercije	Ix (cm4)	9.77
	Wx (cm4)	4.34
Dužina isporuke	mm	6500



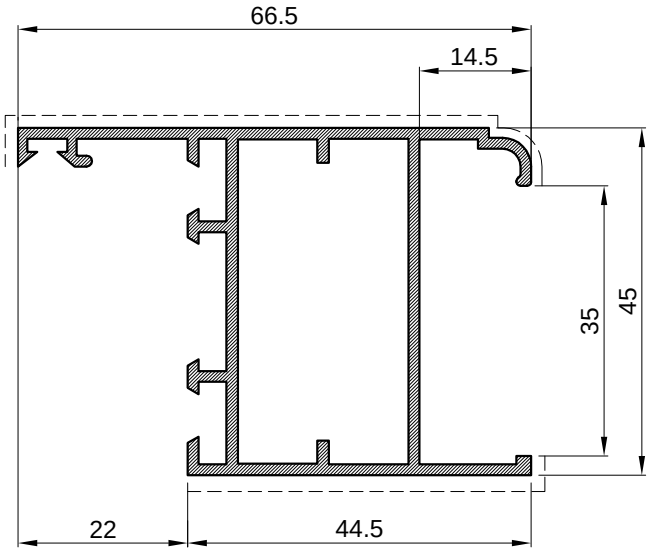
Ram grilje Dalmo		
Art.-Br.	**D45-002**	
Težina	kg/m	**0.772**
Opseg	mm	307
Momenti inercije	Ix (cm4)	7.59
	Wx (cm4)	2.96
Dužina isporuke	mm	6500



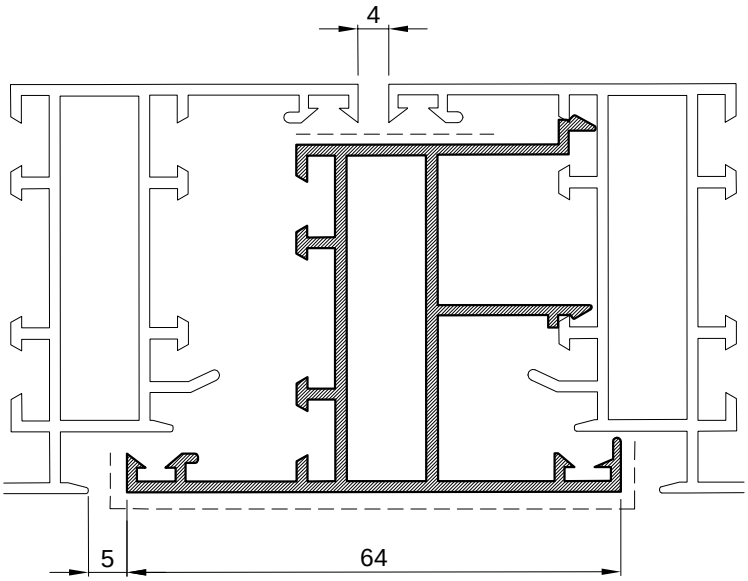
Ram grilje Dalmo		
Art.-Br.	**D45-080**	
Težina	kg/m	**0.948**
Opseg	mm	405
Momenti inercije	Ix (cm4)	12.36
	Wx (cm4)	4.4
Dužina isporuke	mm	6500



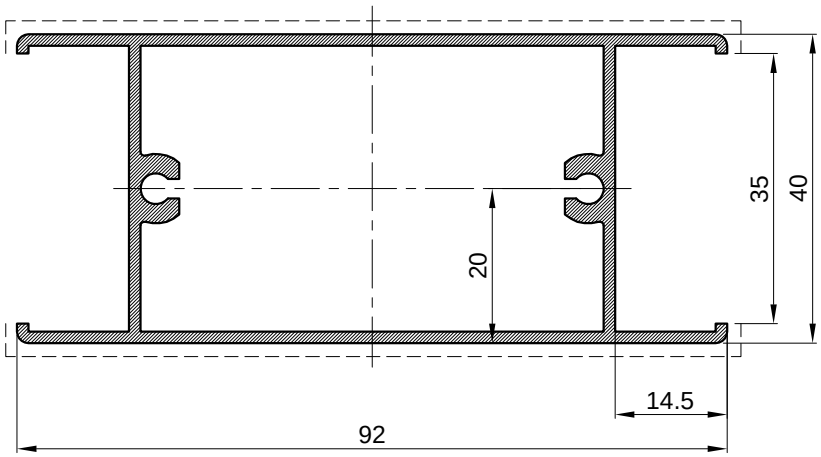
Krilo grilje Dalmo		
Art.-Br.	**D45-070**	
Težina	kg/m	**0.903**
Opseg	mm	333
Momenti inercije	Ix (cm4)	10.58
	Wx (cm4)	4.2
Dužina isporuke	mm	6500



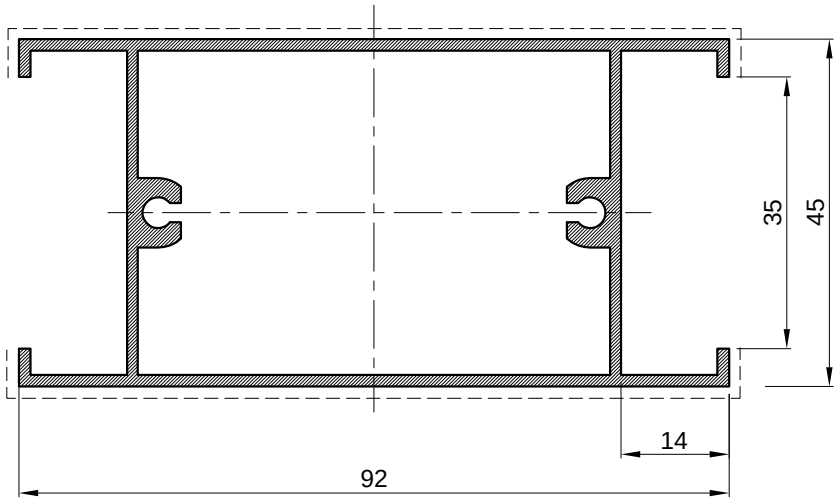
Krilo grilje Dalmo		
Art.-Br.	**D45-078**	
Težina	kg/m	**0.915**
Opseg	mm	338
Momenti inercije	Ix (cm4)	10.59
	Wx (cm4)	4.17
Dužina isporuke	mm	6500



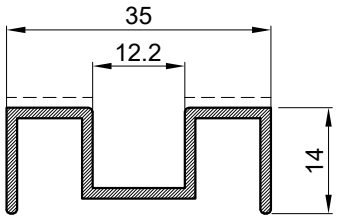
Kombatuta grilje Dalmo		
Art.-Br.	**D45-030/A**	
Težina	kg/m	**0.937**
Opseg	mm	510
Momenti inercije	Ix (cm4)	10.01
	Wx (cm4)	3.36
Dužina isporuke	mm	6500



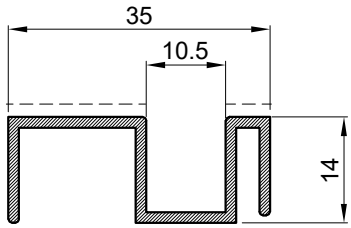
Prečka grilje Dalmo		
Art.-Br.	**D45-079**	
Težina	kg/m	**1.202**
Opseg	mm	327
Momenti inercije	Ix (cm4)	11.67
	Wx (cm4)	5.83
Dužina isporuke	mm	6500



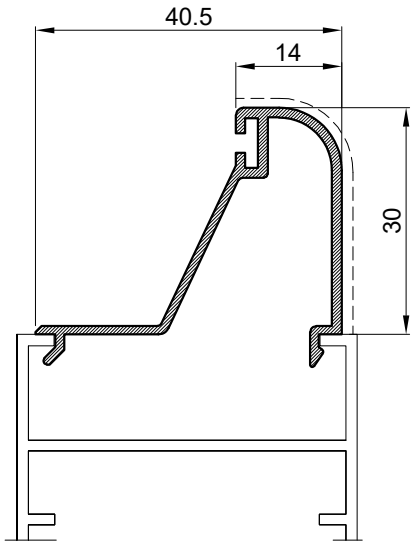
Prečka grilje Dalmo		
Art.-Br.	**D45-072**	
Težina	kg/m	**1.295**
Opseg	mm	357
Momenti inercije	Ix (cm4)	15.61
	Wx (cm4)	6.94
Dužina isporuke	mm	6500



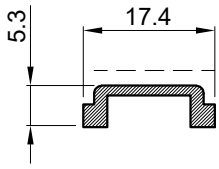
Prihvatnik početnog profila ispune grilje Dalmo		
Art.-Br.	**D45-076**	
Težina	kg/m	**0.307**
Opseg	mm	164
Dužina isporuke	mm	6500



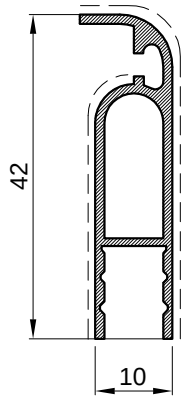
Prihvatnik početnog profila ispune grilje Dalmo		
Art.-Br.	**D45-082**	
Težina	kg/m	**0.315**
Opseg	mm	169
Dužina isporuke	mm	6500



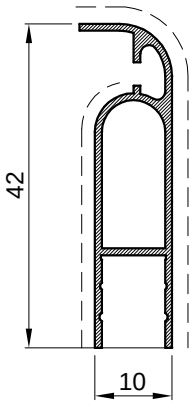
Početni profil fiksne ispune grilje Dalmo		
Art.-Br.	**D45-077**	
Težina	kg/m	**0.343**
Opseg	mm	212
Dužina isporuke	mm	6500



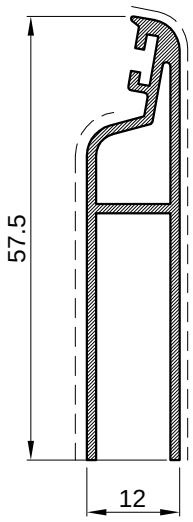
Klizač za grilju Dalmo		
Art.-Br.	**D45-055**	
Težina	kg/m	**0.113**
Opseg	mm	53
Dužina isporuke	mm	6500



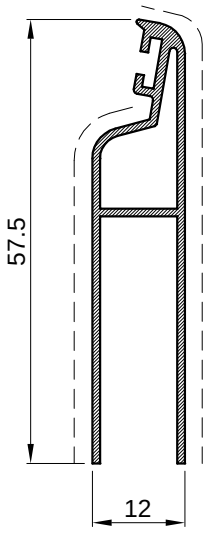
Početni profil ispune		
Art.-Br.	**P45-641**	
Težina	kg/m	**0.326**
Opseg	mm	151
Dužina isporuke	mm	6500



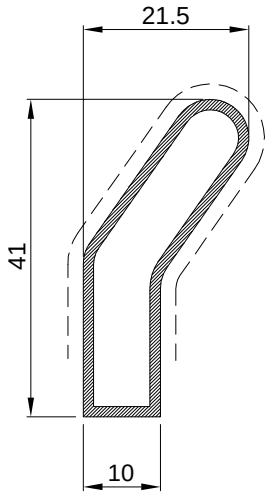
Početni profil ispune		
Art.-Br.	**P45-641/L**	
Težina	kg/m	**0.256**
Opseg	mm	151
Dužina isporuke	mm	6500



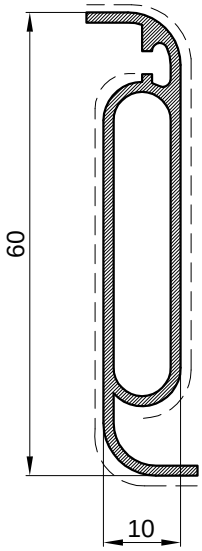
Početni profil ispune		
Art.-Br.	**D45-075**	
Težina	kg/m	**0.451**
Opseg	mm	215
Dužina isporuke	mm	6500



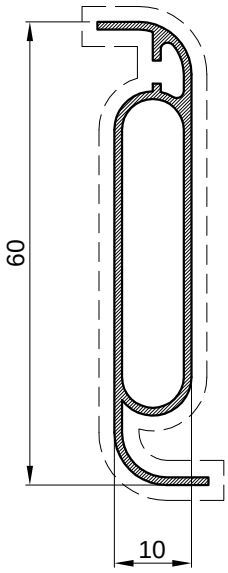
Početni profil ispune		
Art.-Br.	**D45-075/L**	
Težina	kg/m	**0.383**
Opseg	mm	214
Dužina isporuke	mm	6500



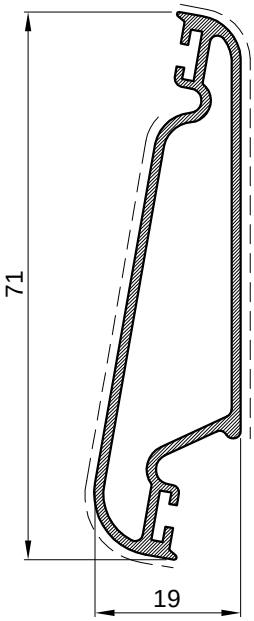
Profil ispune		
Art.-Br.	**F-1705**	
Težina	kg/m	**0.365**
Opseg	mm	105
Dužina isporuke	mm	6500



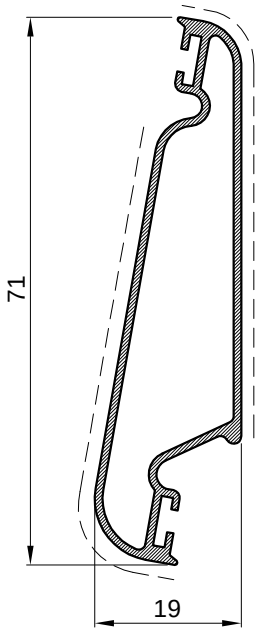
Profil ispune		
Art.-Br.	**P45-631**	
Težina	kg/m	**0.482**
Opseg	mm	176
Dužina isporuke	mm	6500



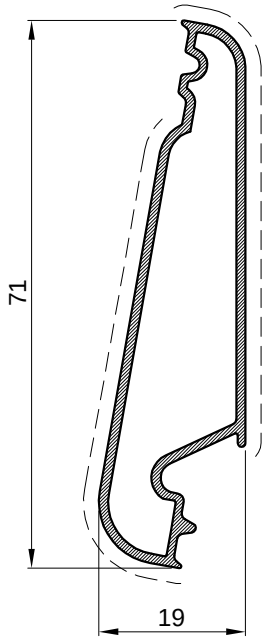
Profil ispune		
Art.-Br.	**P45-631/L**	
Težina	kg/m	**0.376**
Opseg	mm	181
Dužina isporuke	mm	6500



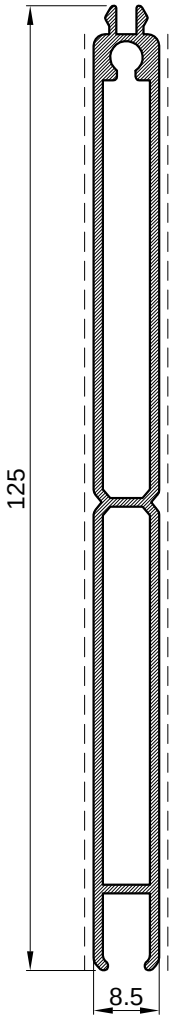
Profil ispune		
Art.-Br.	**D45-074**	
Težina	kg/m	**0.570**
Opseg	mm	195
Dužina isporuke	mm	6500



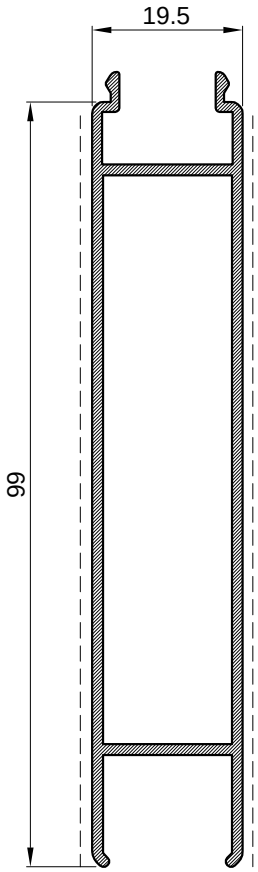
Profil ispune		
Art.-Br.	**D45-074/L**	
Težina	kg/m	**0.485**
Opseg	mm	195
Dužina isporuke	mm	6500



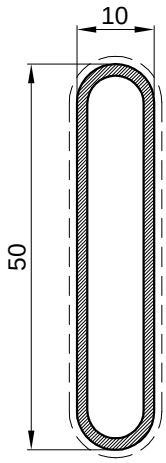
Profil ispune		
Art.-Br.	**D45-081**	
Težina	kg/m	**0.530**
Opseg	mm	174
Dužina isporuke	mm	6500



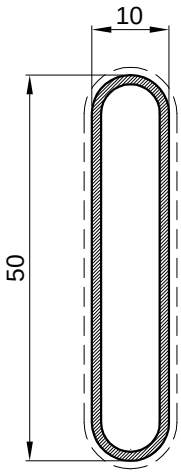
Profil ispune		
Art.-Br.	**F-0714**	
Težina	kg/m	**0.895**
Opseg	mm	294
Dužina isporuke	mm	6500



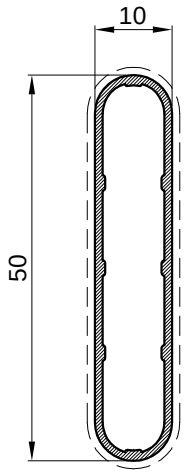
Profil ispune		
Art.-Br.	**F-0681**	
Težina	kg/m	**0.920**
Opseg	mm	304
Dužina isporuke	mm	6500



Profil ispune		
Art.-Br.	**F-0187**	
Težina	kg/m	**0.397**
Opseg	mm	111
Dužina isporuke	mm	6500

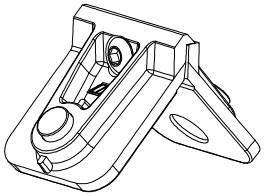
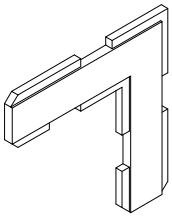
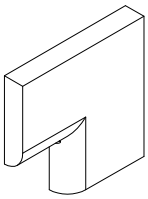
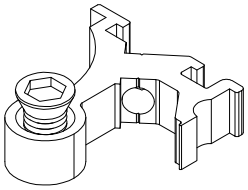


Profil ispune		
Art.-Br.	**F-0187/A**	
Težina	kg/m	**0.349**
Opseg	mm	111
Dužina isporuke	mm	6500

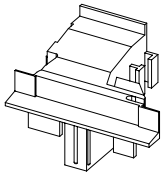
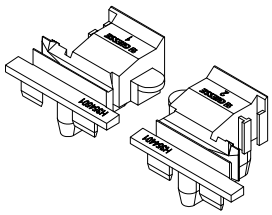
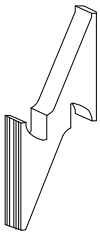
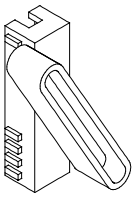
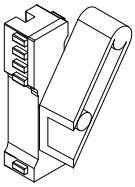
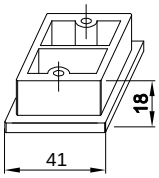
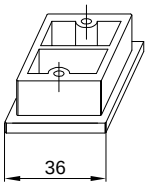


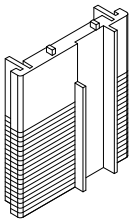
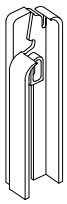
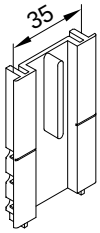
Profil ispune		
Art.-Br.	**F-0187/L**	
Težina	kg/m	**0.307**
Opseg	mm	111
Dužina isporuke	mm	6500

Vezni elementi
/Grilja Dalmo/

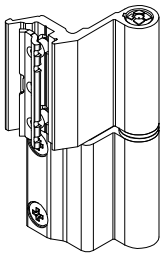
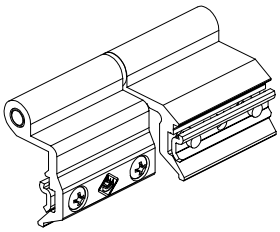
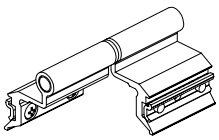
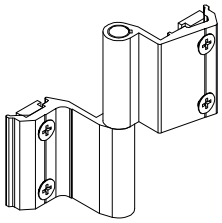
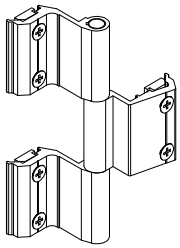
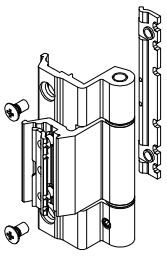
CODE	Izgled-presjek	Opis	Materijal	Nap.
730.013		- Kutna spojnica za komoru 42x11 - Stara oznaka: 0432 (Monticelli) - Kutna spojnica za komoru 42x11 - Stara oznaka: A0311 (Master)	AL	
731.005		- Pomoćna kutna spojnica - Stara oznaka: (A2181) - Proizvođač: Master Italy	PVC	
731.006		- Pomoćna kutna spojnica - Stara oznaka:(P.K široki)	PVC	
710.101		- Veznik - Stara oznaka D-200	Al.	

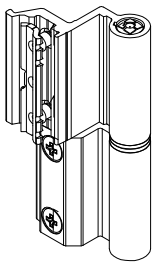
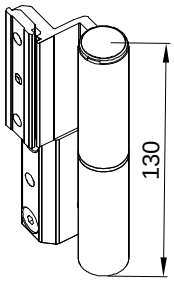
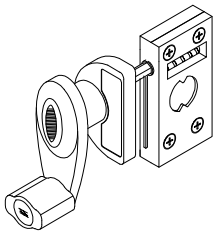
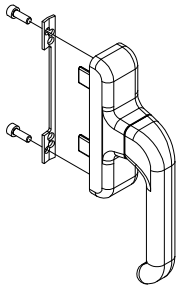
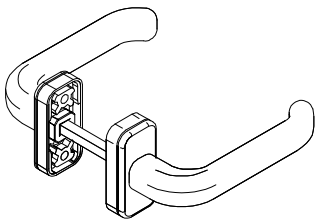
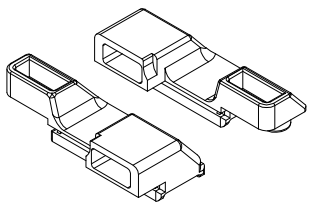
PVC elementi
/Grilja Dalmo/

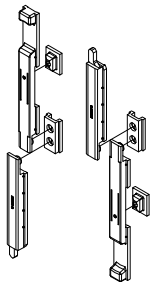
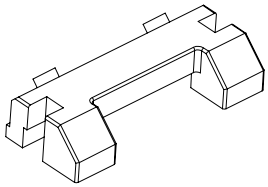
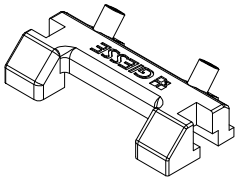
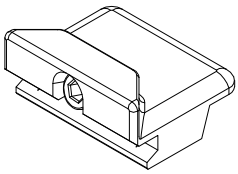
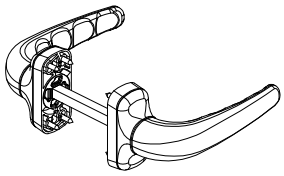
CODE	Izgled-presjek	Opis	Materijal	Nap.
360.001		- Čep za profil D45-030 - Stara oznaka (A2110) - Proizvođač:Master		
360.002		- Čep za profil D45-030 - Stara oznaka:(02439) - Proizvođač:Giesse		
370.020		-Umetak za fiksnu grilju -umeće se u profil krila grilje D45-070 D45-078 -prihvaća profil lamele P45-631 - Stara oznaka: 698.001	PVC	
373.005		-Umetak za fiksnu grilju -umeće se u profil D45-076 -prihvaća profil lamele F-0187 - Stara oznaka: 2101-PR	PVC	L+D
373.005.99		-Početni i završni umetak za fiksnu grilju -umeće se u profil D45-076 -prihvaća profil lamele F-1705	PVC	L+D
370.021		- T-spoj prečke D45-072 - Stara oznaka T D45-072	PVC	
373.022		- T-spoj prečke D45-079 - Stara oznaka T D45-079	PVC	

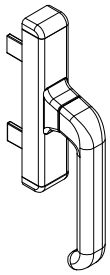
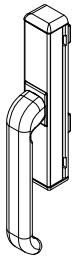
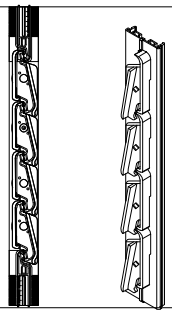
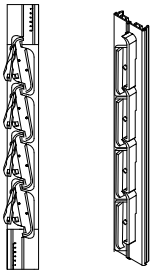
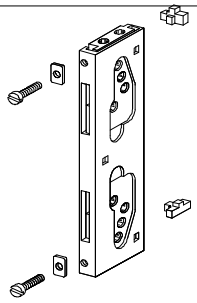
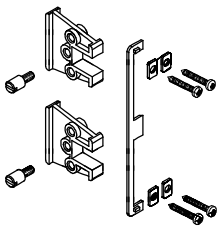
CODE	Izgled-presjek	Opis	Materijal	Nap.
370.066		-Umetak za početnu i završnu lamelu kod grilje sa pokretnim lamelama.	PVC	
370.073		-Umetak za početnu i završnu lamelu kod grilje sa pokretnim lamelama. -Za profile: D45-075;D45-075/L - B.B.C. Italija	PVC	
370.074		-Umetak za mehanizma (utor 35mm), za početnu i završnu lamelu kod grilje sa pokretnim lamelama. - B.B.C. Italija	PVC	

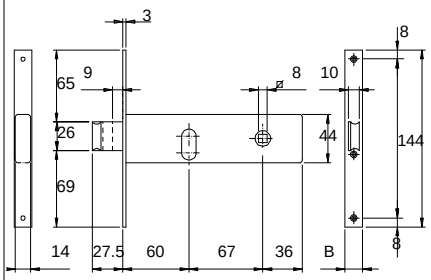
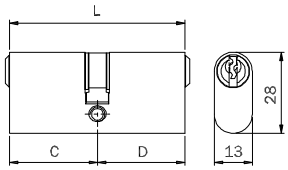
Mehanizmi
/Grilja Dalmo/

CODE	Izgled-presjek	Opis	Materijal	Nap.
115.001.01 02 03		- Dvodijelna šarka - Stara oznaka 0128 xxx - Proizvođač: Giesse - Boje: 01- bijela; 02 - siva;03 - crna		
110.005.01 02 03		- Dvodijelna šarka - Stara oznaka A 9616 xxx - Proizvođač: Master - Boje: 01- bijela; 02 - siva;03 - crna		
110.006.01 02 03		- Šarka za treće krilo - Stara oznaka: (A9626 R xxxx) - Proizvođač: Master - Boje: 01- bijela; 02 - siva;03 - crna		
111.010.01 02 03		- Dvodijelna šarka - Stara oznaka D-100 - Proizvođač: Feal - Boje: 01- bijela; 02 - siva;03 - crna		
111.011.01 02 03		- Trodijelna šarka-češalj - Stara oznaka D-120 - Proizvođač:Feal - Boje: 01- bijela; 02 - siva;03 - crna		
115.002.01 02 03		- Trodijelna šarka-češalj - Stara oznaka: (0602 xxx) - Proizvođač: Giesse - Boje: 01- bijela; 02 - siva;03 - crna		

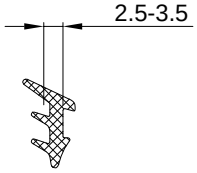
CODE	Izgled-presjek	Opis	Materijal	Nap.
115.003.01 02 03		- Šarka za treće krilo - Stara oznaka: (0143 xxx) - Proizvođač: Giesse - Boje: 01- bijela; 02 - siva;03 - crna		
115.004.01 02 03		- Šarka za vrata - Stara oznaka: (0592 xxx) - Proizvođač: Giesse - Boje: 01- bijela; 02 - siva;03 - crna		
140.045.01 03		- Ručica za okretanje lamela - Stara oznaka BBC ROLY - Boje 01- bijela; 03- crna Za mehanizam 35 mm		
105.002.01 02 03		- Dvostrana ručka za unutarnje otvaranje - Stara oznaka: (1000 xxxx) - Proizvođač: Giesse		
105.003.01 02 03		- Ručka za vrata - Stara oznaka: (2422 xxxx) - Proizvođač:Giesse - Boje: 01- bijela; 02 - siva;03 - crna		
143.014		- Vezni element ručke za unutra - Stara oznaka: (02385) - Proizvođač: Giesse		

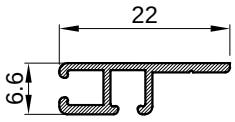
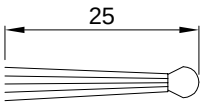
CODE	Izgled-presjek	Opis	Materijal	Nap.
143.017		- Fiksni zapinjač pomoćnog krila - Stara oznaka 403.801.55 (02131)		
143.018		- Zapinjač - Stara oznaka 404.120.55 (02141) - Proizvođač: Giesse		
143.019		- Pojedinačni nasuprotni zasun - Stara oznaka: (A4217) - Proizvođač:Master		
143.020		- Pojedinačni nasuprotni zasun - Stara oznaka: (01317) - Proizvođač: Giesse		
143.021		- Umetak za treće ključanje - Stara oznaka:(1343) - Proizvođač:Giesse		
100.002.01 02 03		- Ručka za vrata - Stara oznaka 290.036.xxx (A3060 xxxx) - Proizvođač: Giesee - Boje: 01- bijela; 02 - siva;03 - crna		

CODE	Izgled-presjek	Opis	Materijal	Nap.
105.004.01 02 03		- Ručka grilje-široka - Stara oznaka: 1004 - Proizvođač:Giesse - Boje: 01- bijela; 02 - siva;03 - crna Debljina ručke 56mm		
100.000.01 02 03		- Ručka grilje-uska - Stara oznaka: 1056 - proizvođač:Giesse - Boje: 01- bijela; 02 - siva;03 - crna Debljina ručke 38mm		
140.043.01 03		- Mehanizam za grilje 35 mm ,5 m (ljevi + desni) - Stara oznaka: BBC D45-074 - Proizvođač BBC Italy - Boje:01- bijela; 03- crna		
140.044.01 03		- Mehanizam za grilje 35 mm ,5 m (ljevi + desni) - Stara oznaka: BBC 89-5m P45-631 - Proizvođač BBC Italy - Boje:01- bijela; 03- crna		
143.015		- Vezni element ručke za vani-grilja - Stara oznaka 404.130.01 (02250) - Proizvođač: Giesse		
143.013		- Vezni elementi ručke - Stara oznaka: 2377		

CODE	Izgled-presjek	Opis	Materijal	Nap.
126.004		- Brava za prečku grilje - Stara oznaka 704602S		
126.005		- Cilindar za bravu 126.004 - Stara oznaka 83002727 - L=54mm (27+27), 3 ključa		


Brtvila
/Grilja Dalmo/

CODE	Izgled-presjek	Opis	Materijal	Nap.
310.001		- Brtva na spoju-unutarnja i vanjska. - Stara oznaka G114.2002 (PR1011-1866)	EPDM	
310.002		- Brtva na spoju-unutarnja i vanjska. - Stara oznaka G114.2002 (PR1012-3866)		
312.002		- Brtva na spoju-unutarnja i vanjska. - Stara oznaka G114.2002 (01866)		
312.003		- Brtva na spoju-unutarnja i vanjska. - Stara oznaka G114.2002 (03866)		
312.004		- Brtva na spoju-unutarnja i vanjska. - Stara oznaka 02405 - Brtva za utiskivanje	EPDM	
344.014		- Brtva na spoju lamela - Stara oznaka: C781-M	EPDM	
344.010		-Brtva na spoju lamela -Stara oznaka: 01104-M	EPDM	
311.001		- Brtva prema staklu /unutarnja/ - Stara oznaka 210.001.125 (921)	EPDM	71

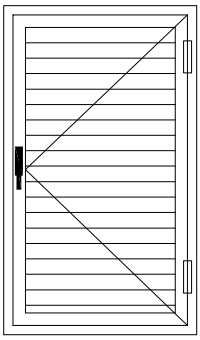
CODE	Izgled-presjek	Opis	Materijal	Nap.
521.001		- Držač četkaste brtve L=2500 mm - Stara oznaka Z 801	Al.	
347.001		- Četkasta brtva L=2500 mm - Stara oznaka Z 802		

Presjeci
/Grilja Dalmo/

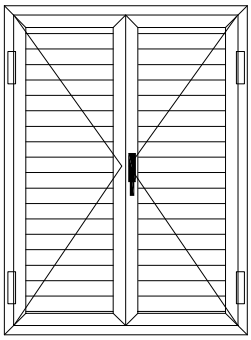
TIPOLOGIJA




Fiksna grilja



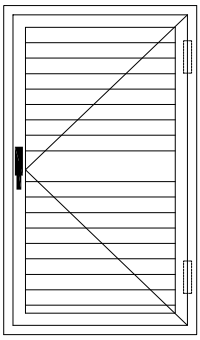
Jednokrilna prozorska grilja



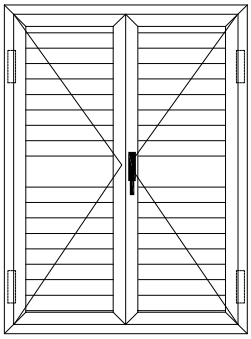
Dvokrilna prozorska grilja



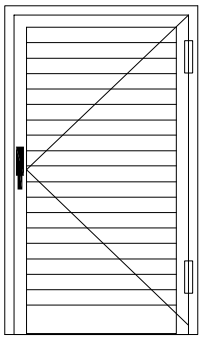
Fiksna grilja s prečkom



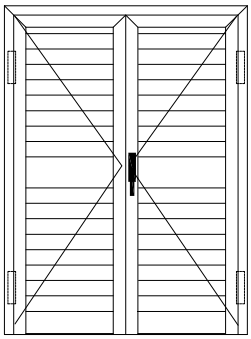
Jednokrilna prozorska grilja s prečkom



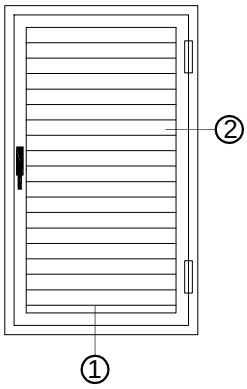
Dvokrilna prozorska grilja s prečkom



Jednokrilna grilja bez praga

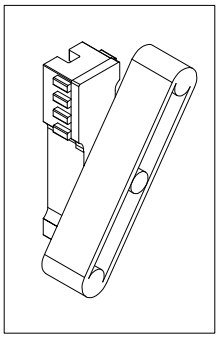


Dvokrilna grilja bez praga

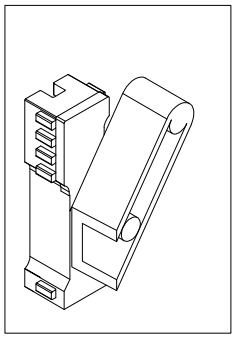


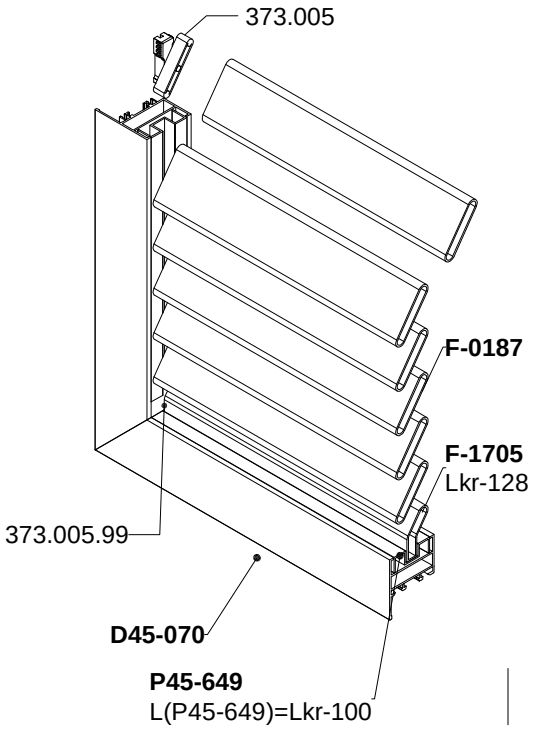
Fiksna grilja s
fiksnom ispunom F-0187
Tip A

373.005

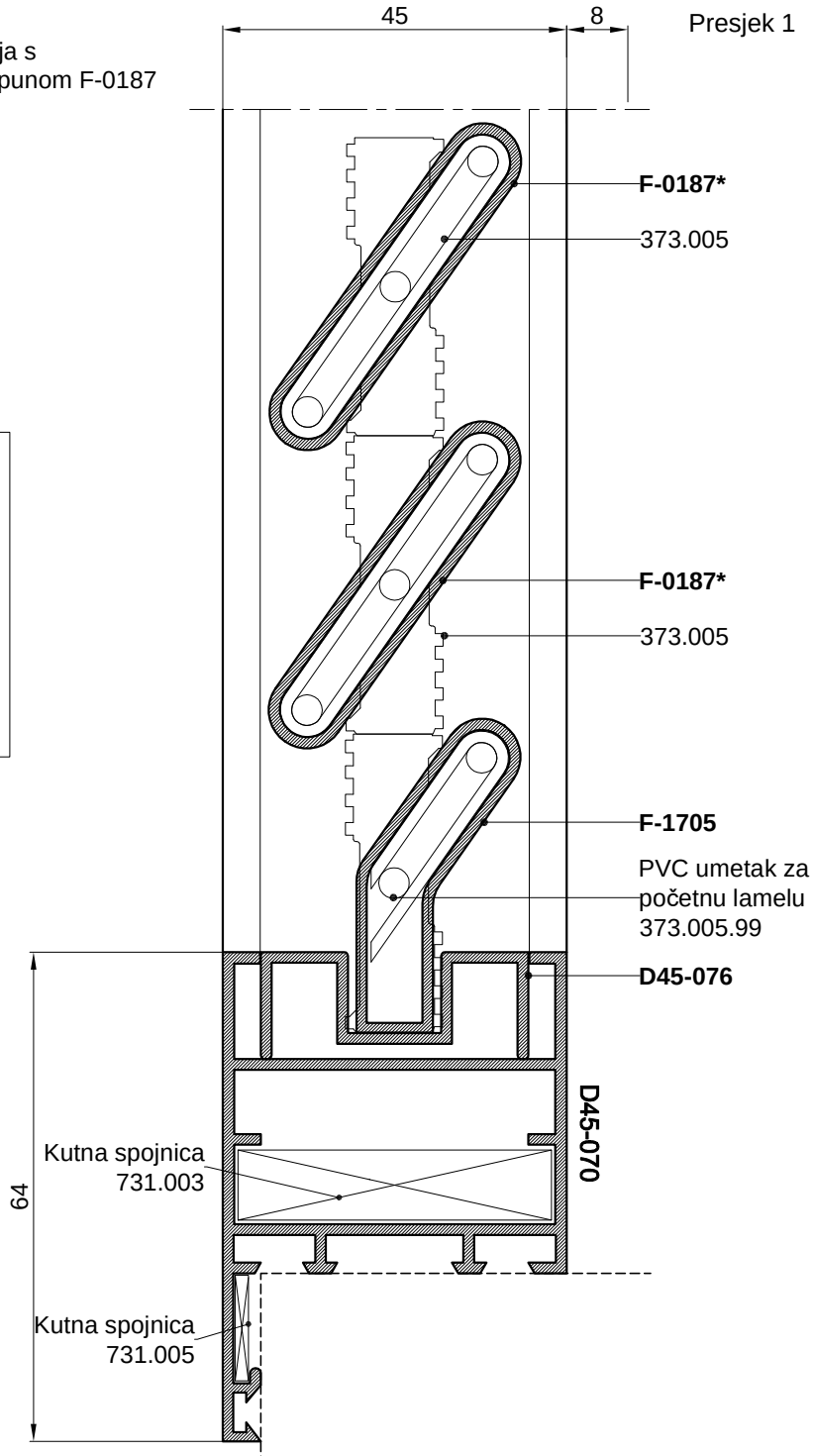


373.005.99

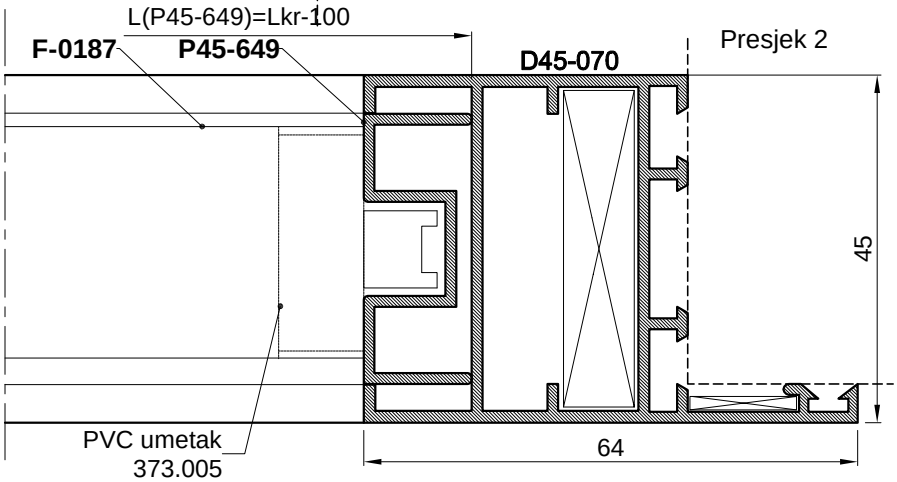




Presjek 1



Presjek 2



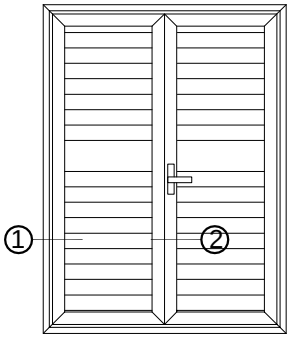
REDOSLIJED MONTAŽE

1 -pvc element 373.005.99 umetnuti u početni profil F-1705 obostrano

2 -Pvc element 373.005 umetnuti u profil F-0187-obostrano

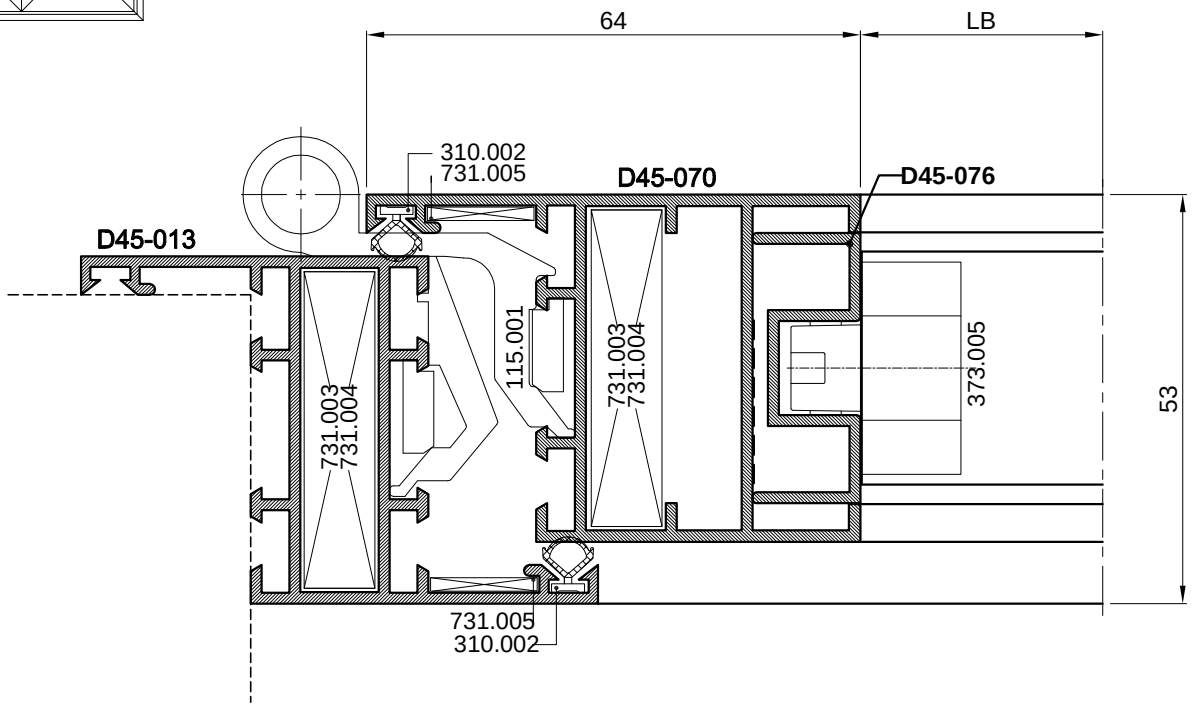
3 -dobiveni sklop umetati-redati po visini profila D45-070

4 -na kraju spojiti kutnicima vertikalni i horizontalni pojas krila (D45-070).

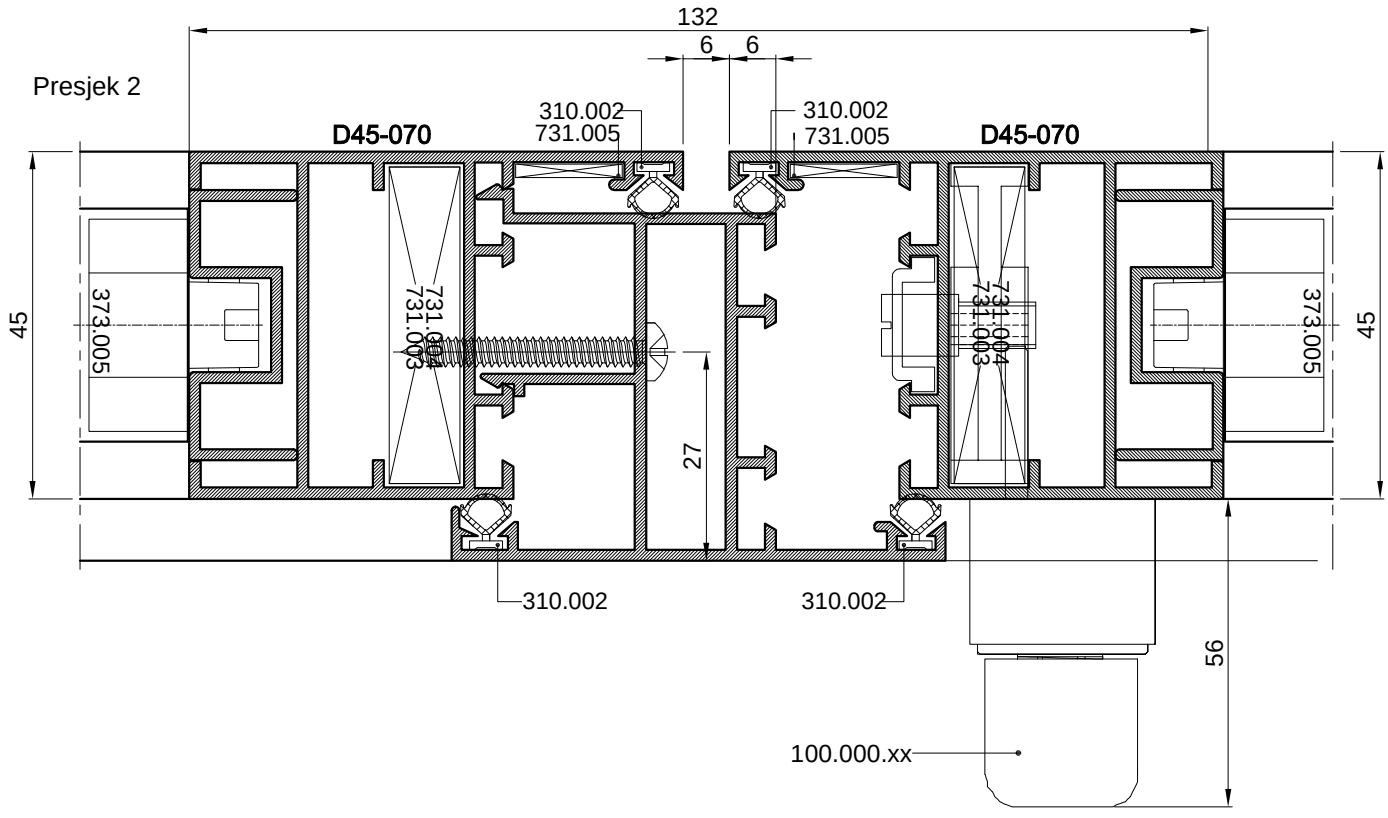


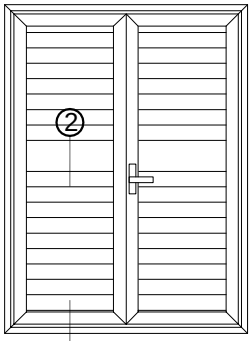
Grilja s fiksnim lamelama
Mjera pilanja lamela F-0187 je L(F-0187)=Lkrila-128
Tip A

Presjek 1



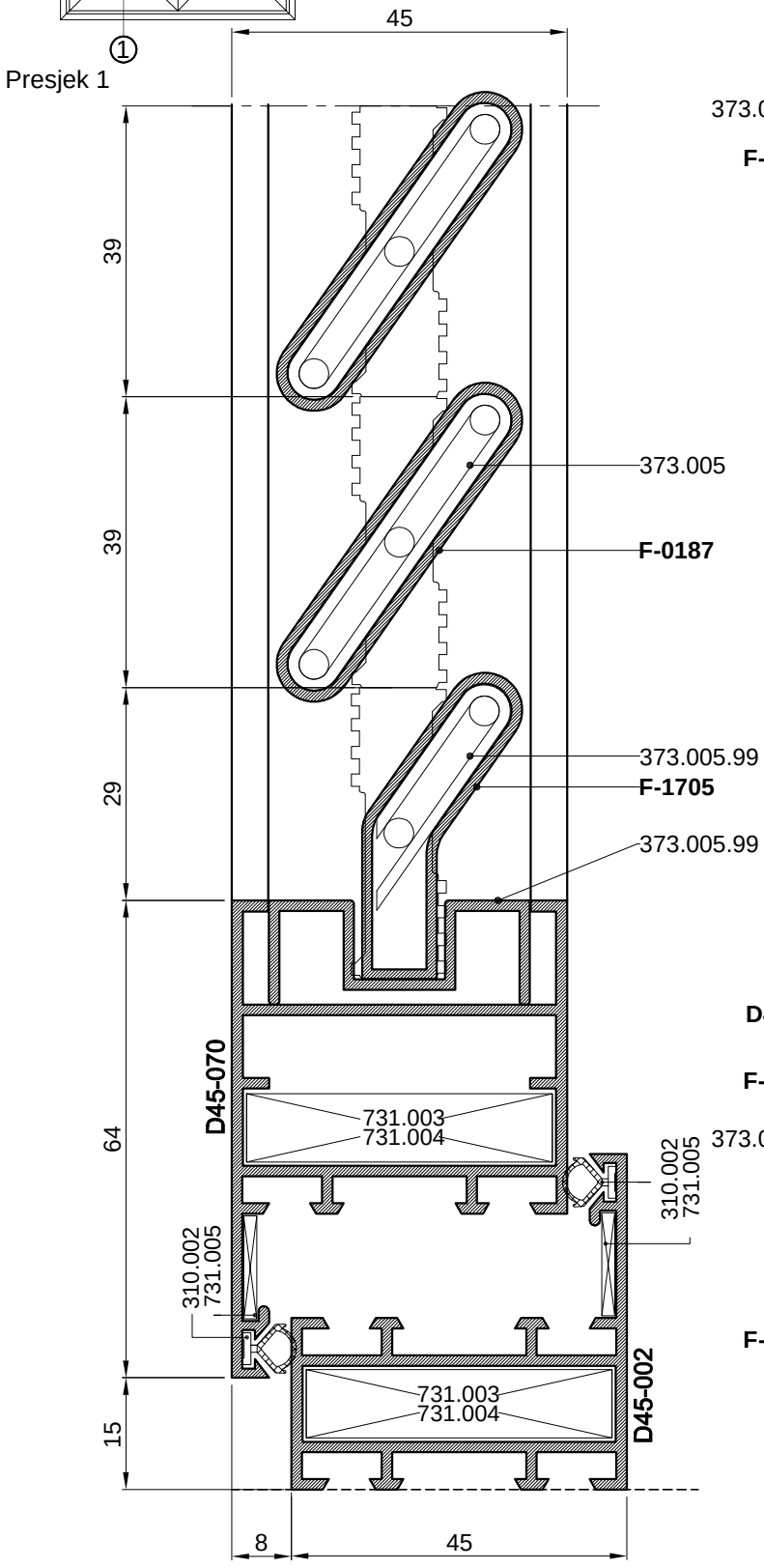
Presjek 2



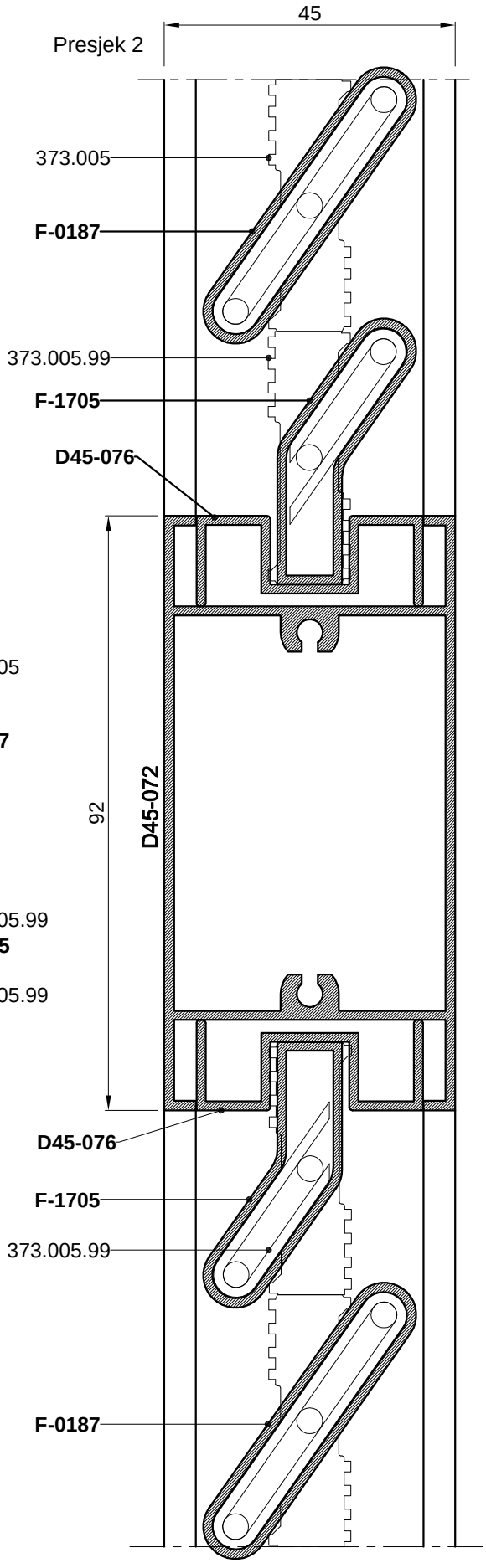


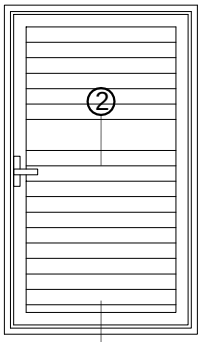
Fiksna grilja s
fiksnom ispunom F-0187
Tip A

Presjek 1



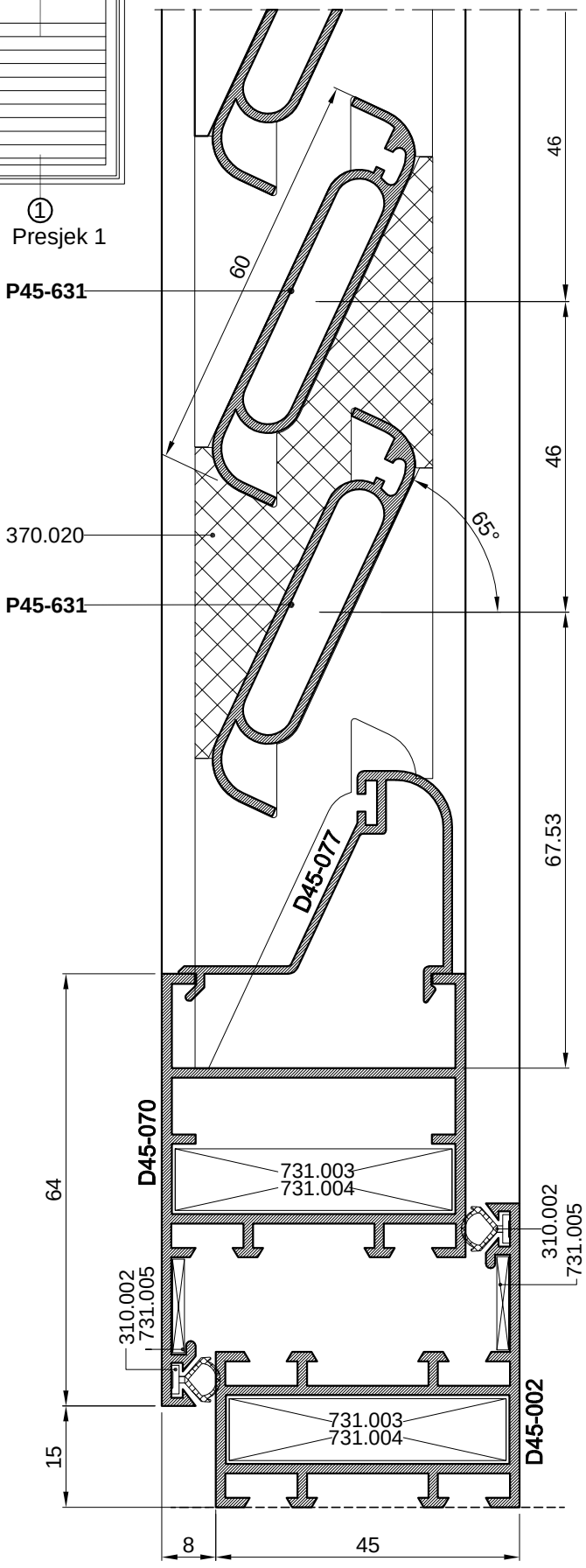
Presjek 2



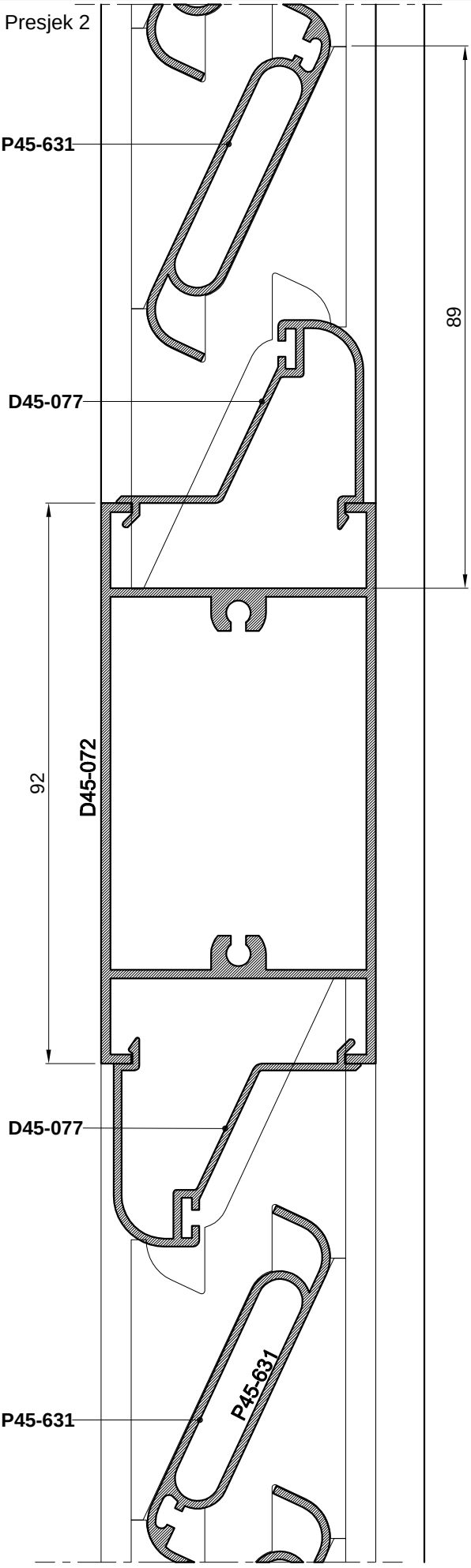



Presjek 1

Grilja s fiksnim lamelama P45-631
Tip B



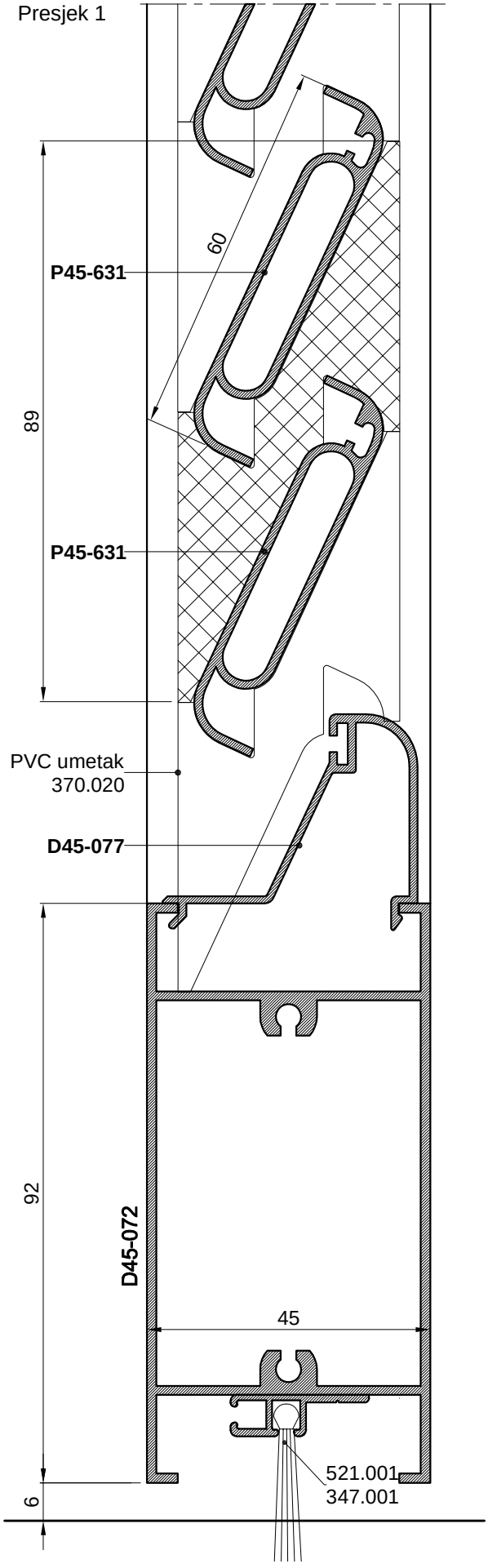
Presjek 2



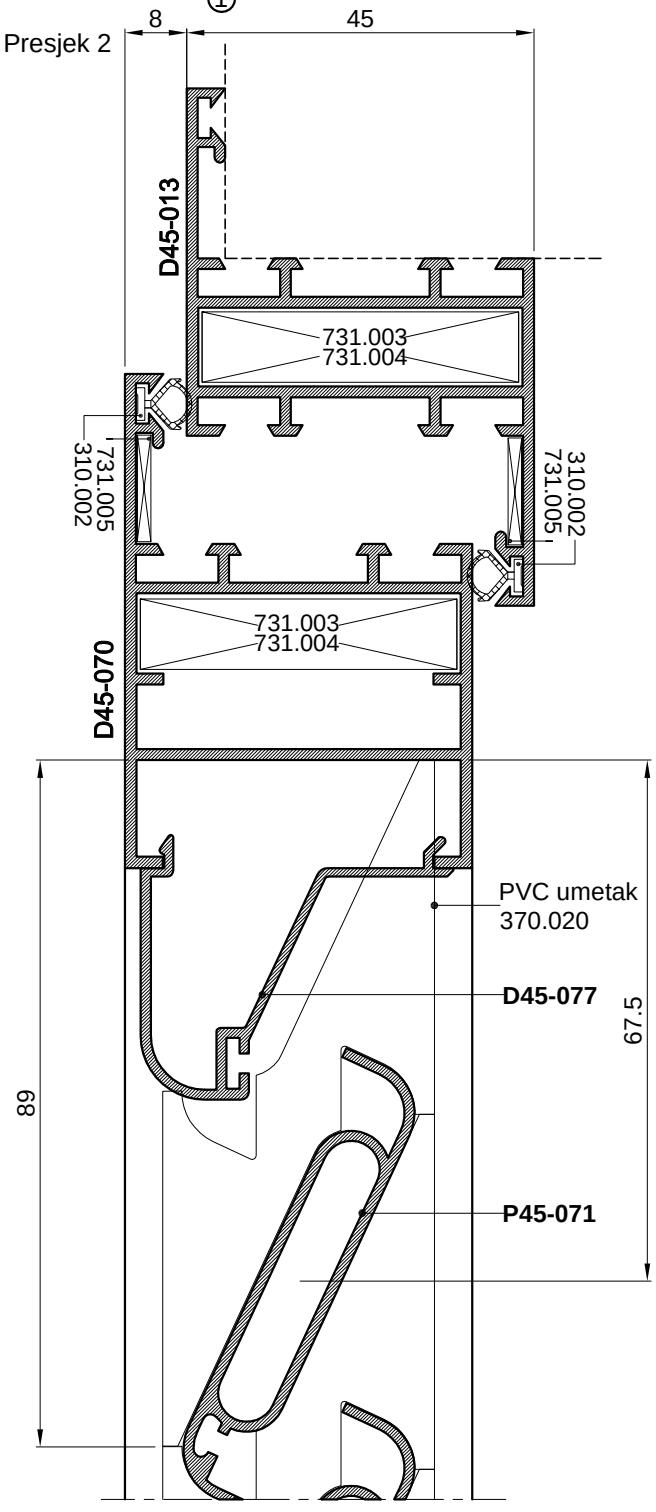


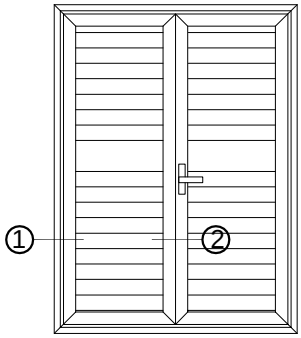
Jednokrilna grilja s fiksnim lamelama P45-631
Typ B

Presjek 1



Presjek 2

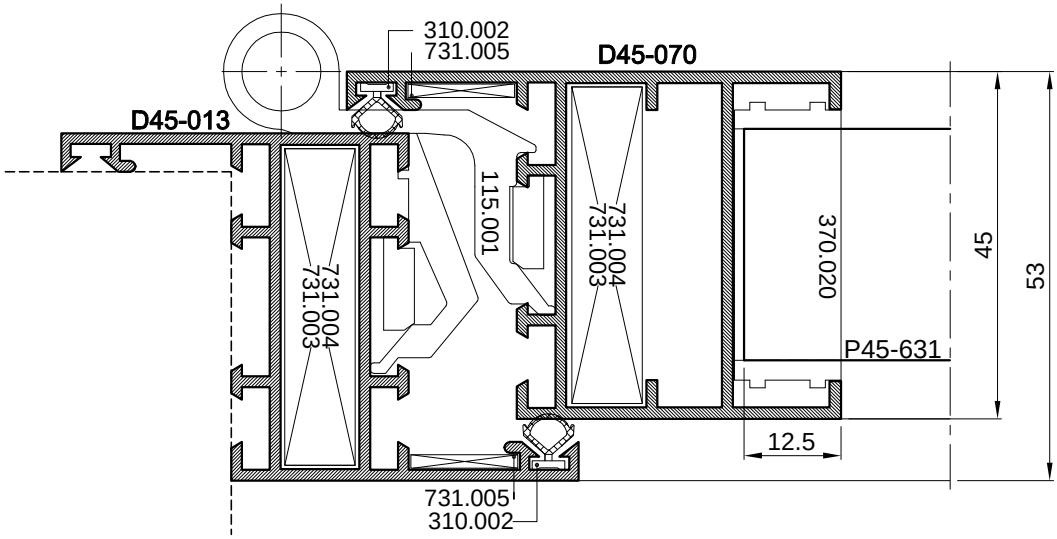




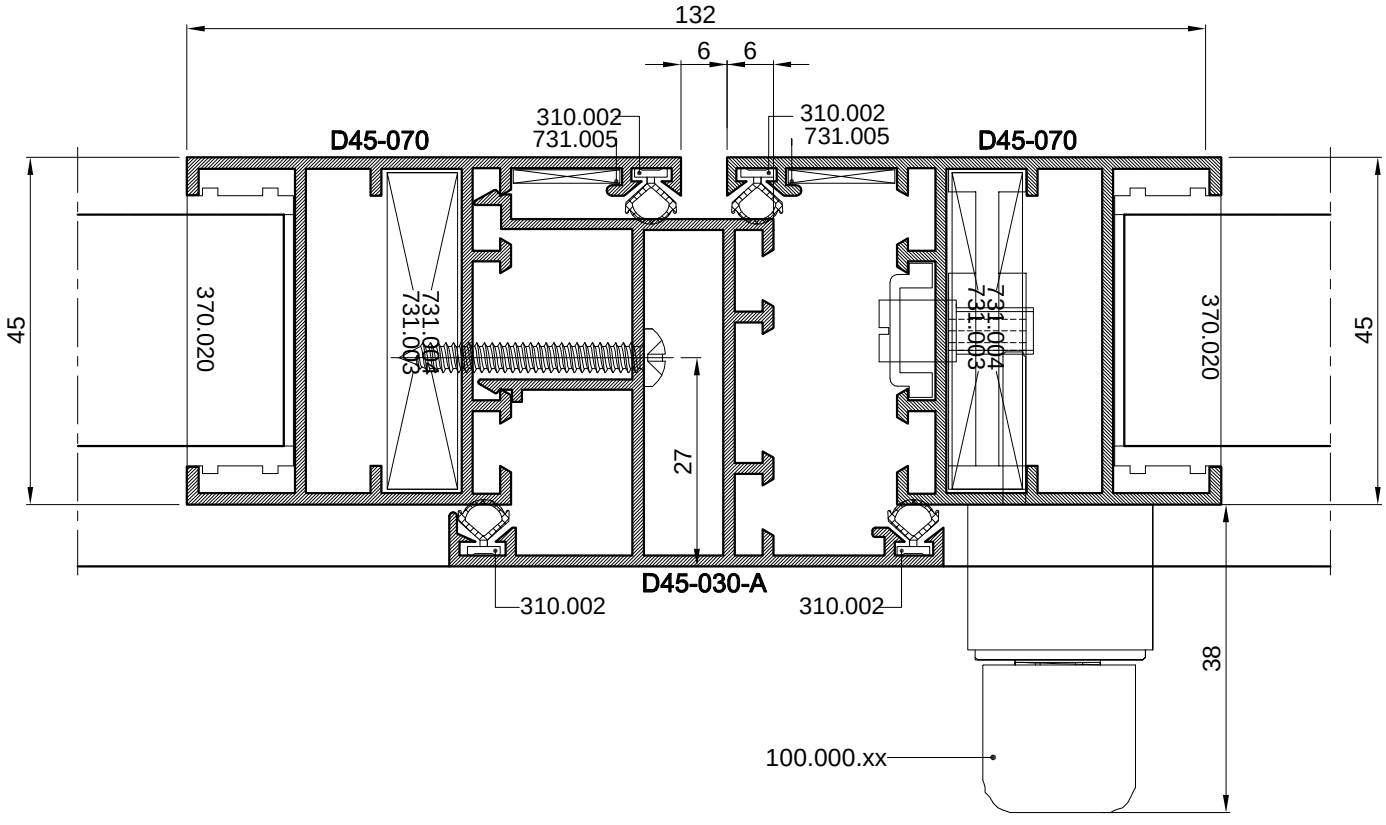
Grilja s fiksnim lamelama-Typ1

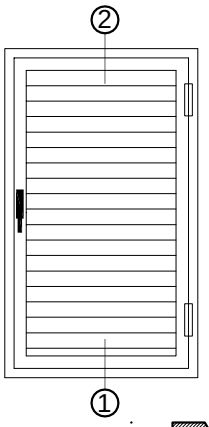
Mjera pilanja lamela P45-631 je L(P45-631)=Lkrila-103

Presjek 1



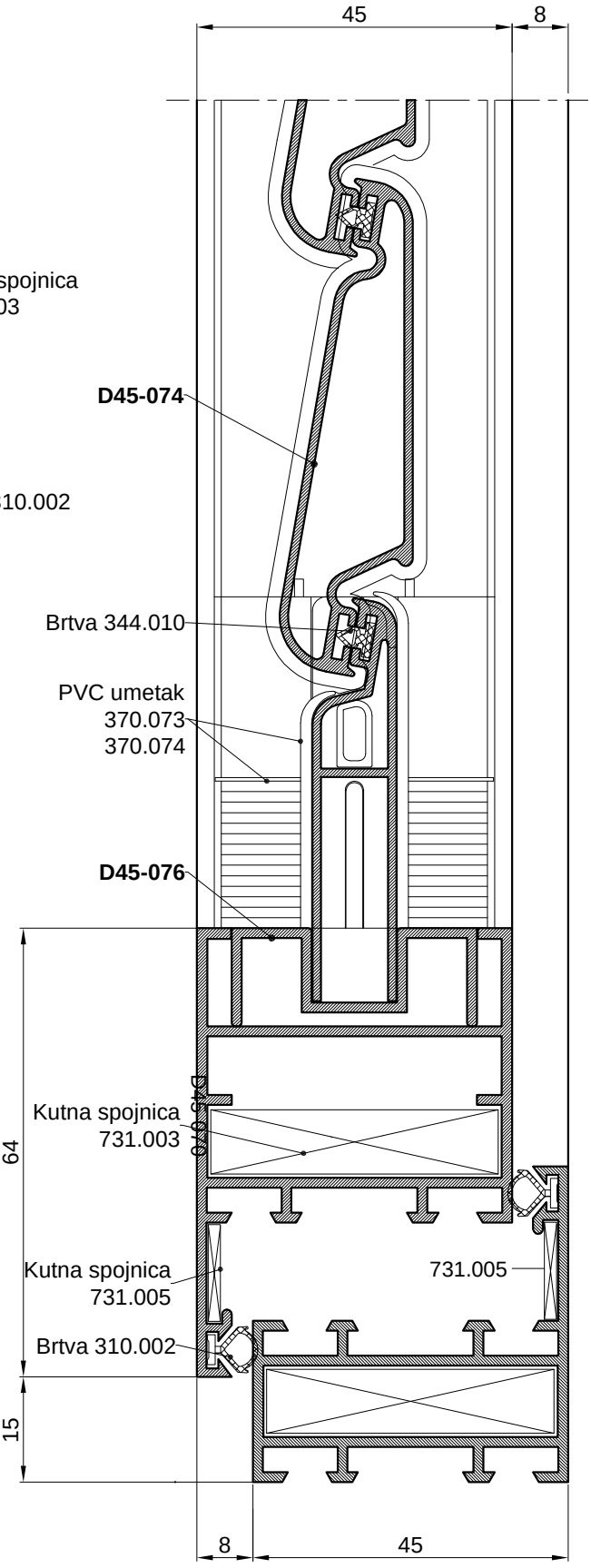
Presjek 2



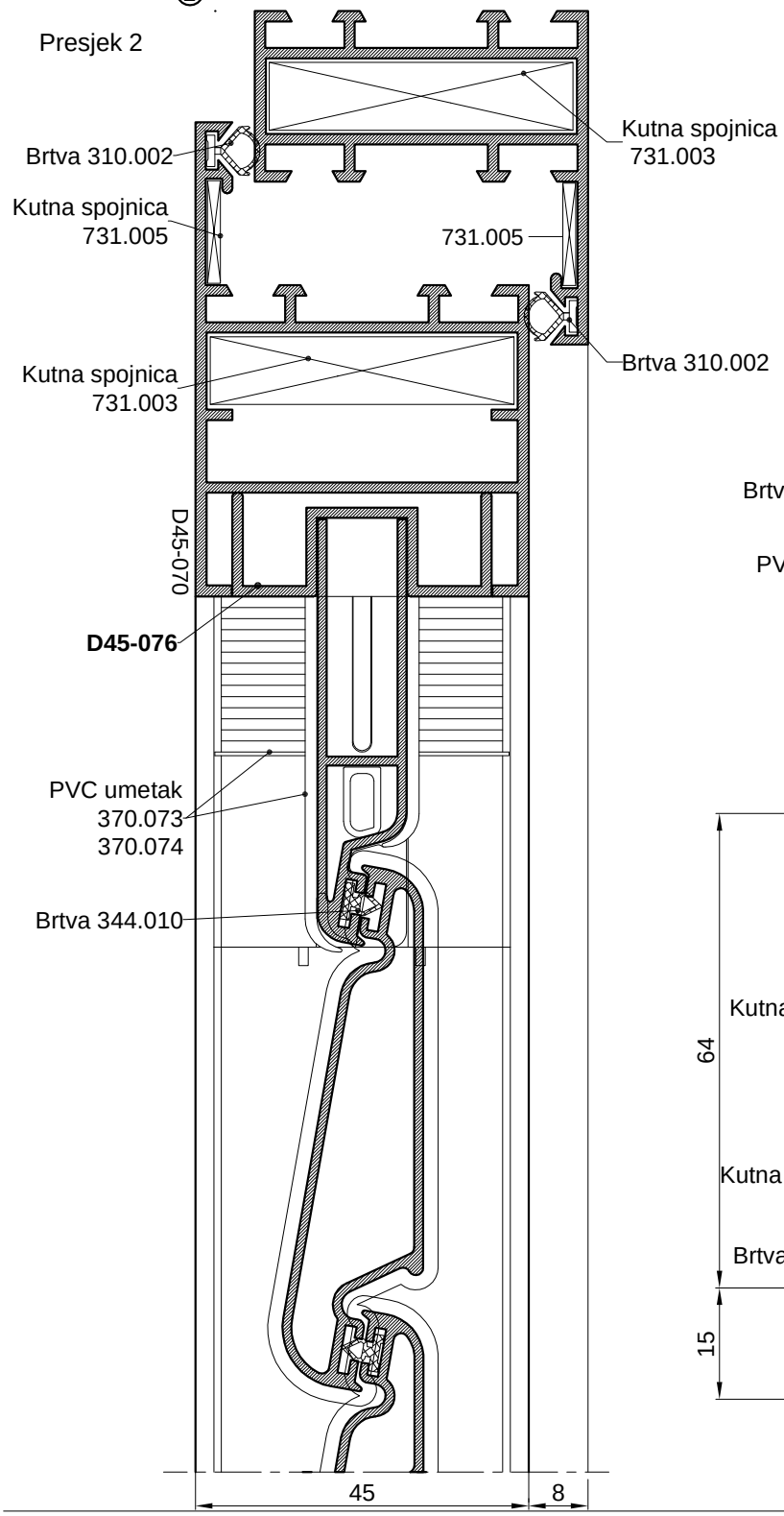


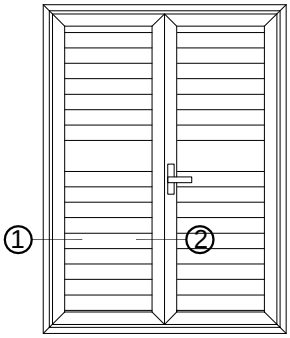
Jednokrilna grilja s pokretnom ispunom
D45-074

Presjek 1



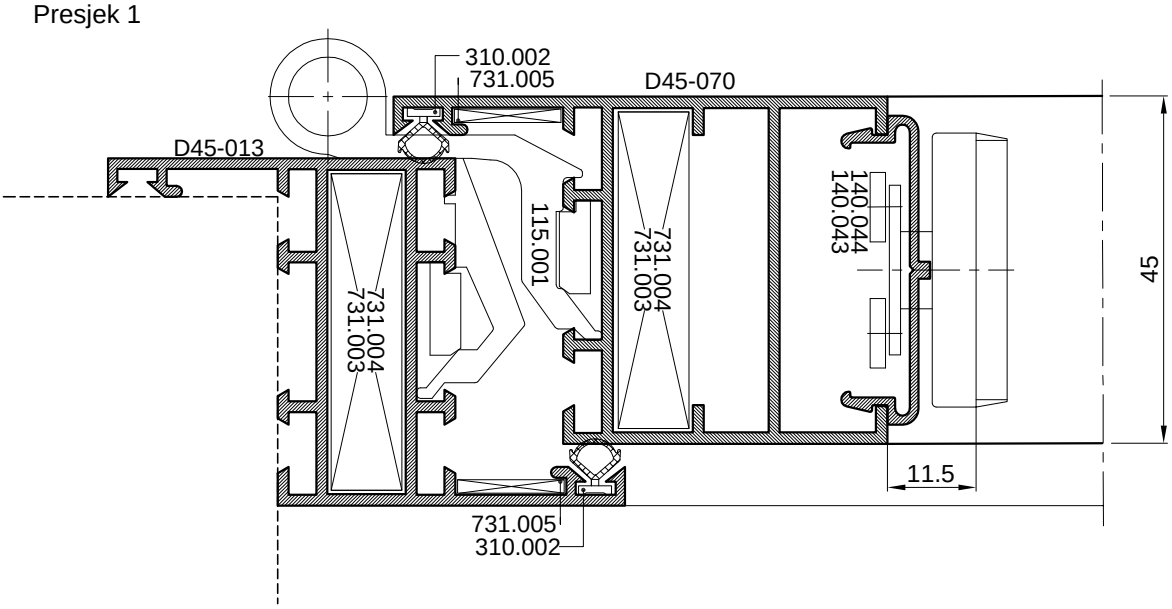
Presjek 2



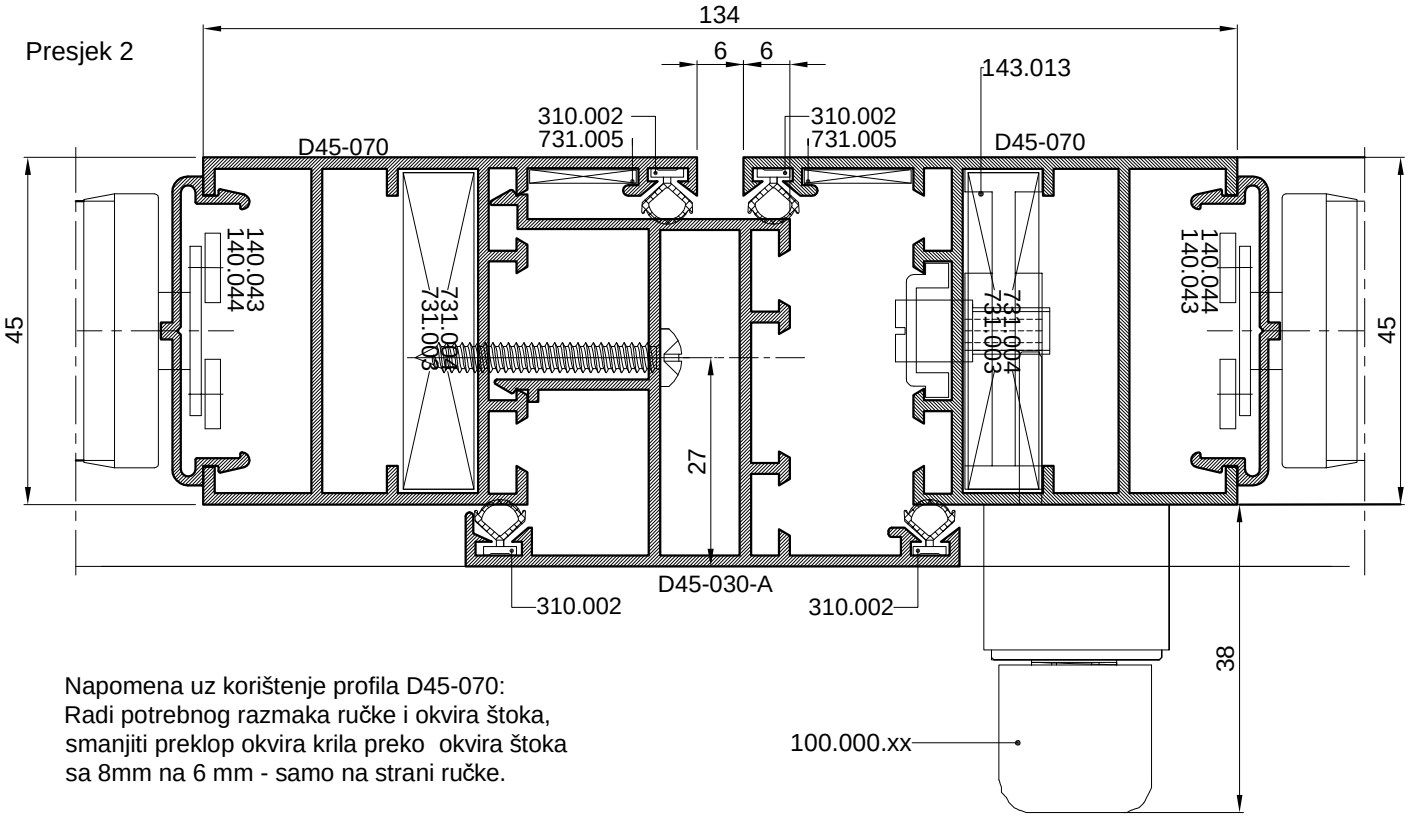


Dvokrilna grilja s pokretnom ispunom

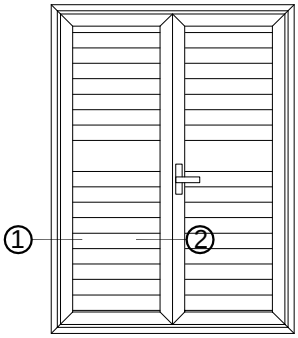
Presjek 1



Presjek 2

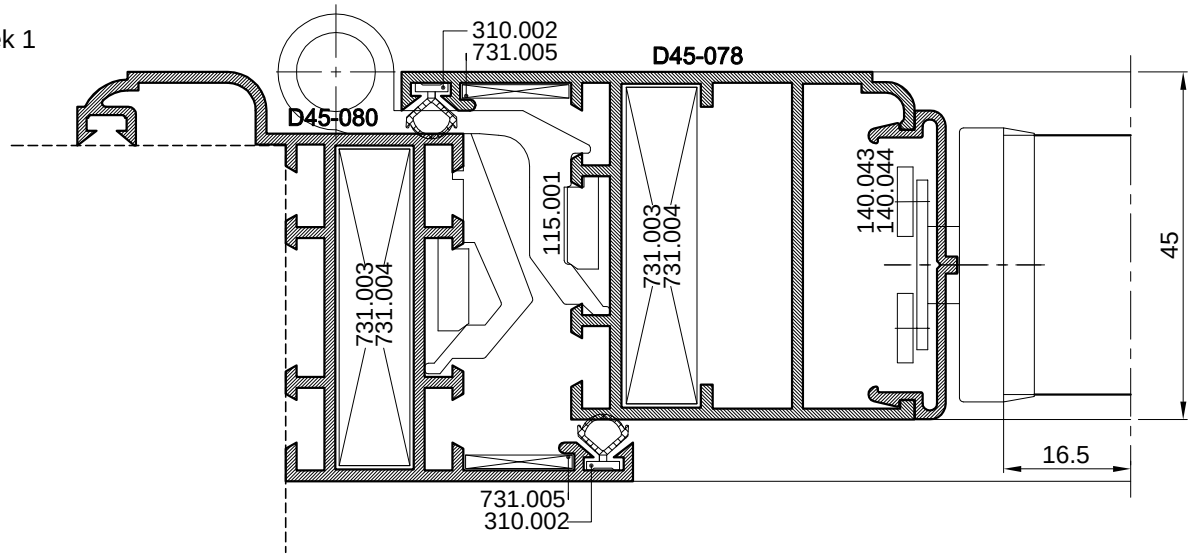


Napomena uz korištenje profila D45-070:
Radi potrebnog razmaka ručke i okvira štoka,
smanjiti preklop okvira krila preko okvira štoka
sa 8mm na 6 mm - samo na strani ručke.

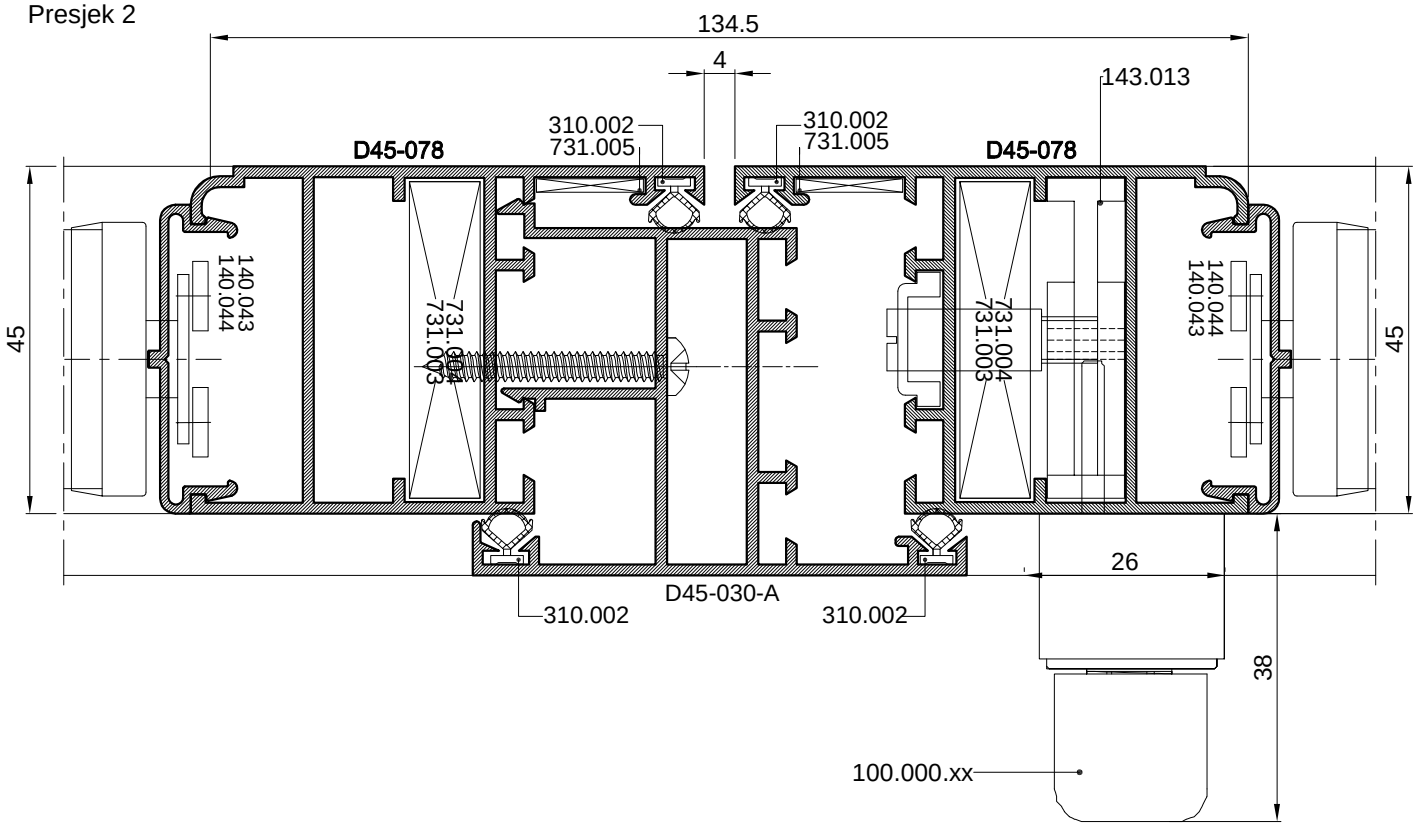


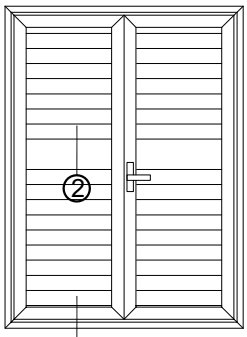
Dvokrilna grilja s pokretnom ispunom

Presjek 1



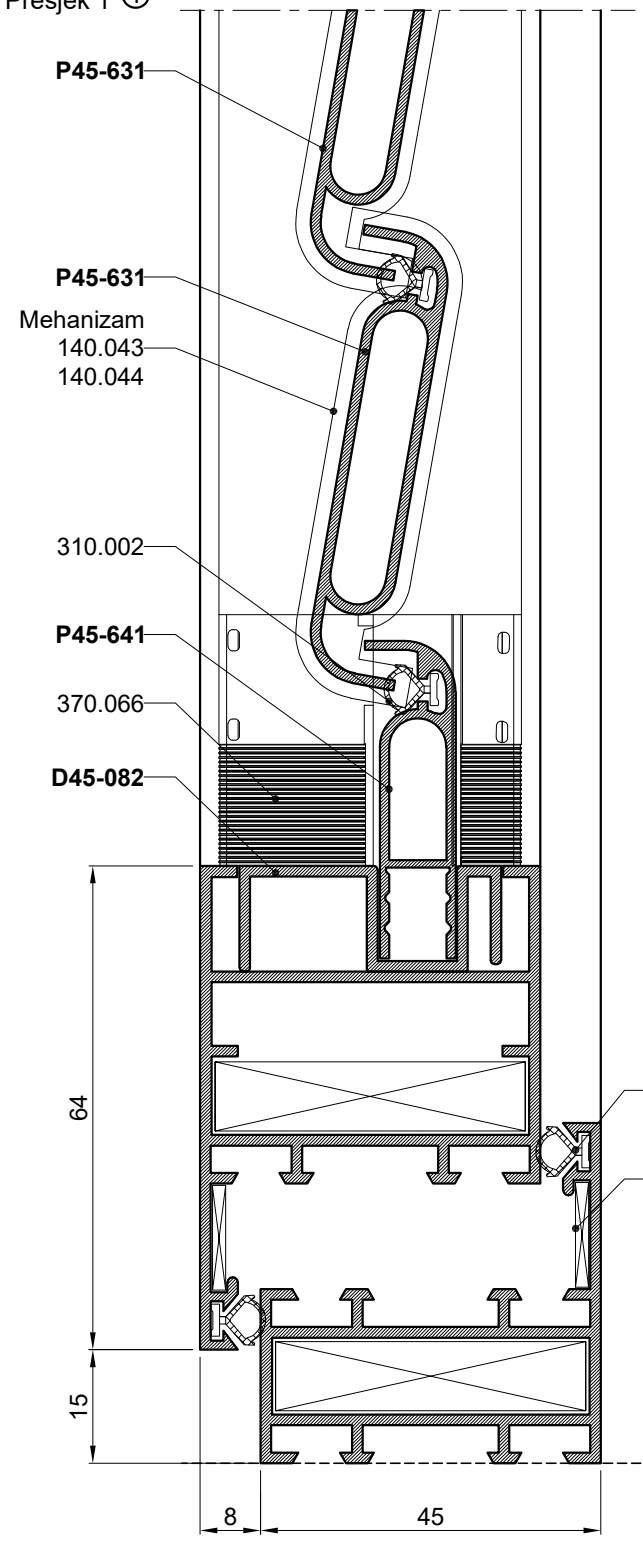
Presjek 2



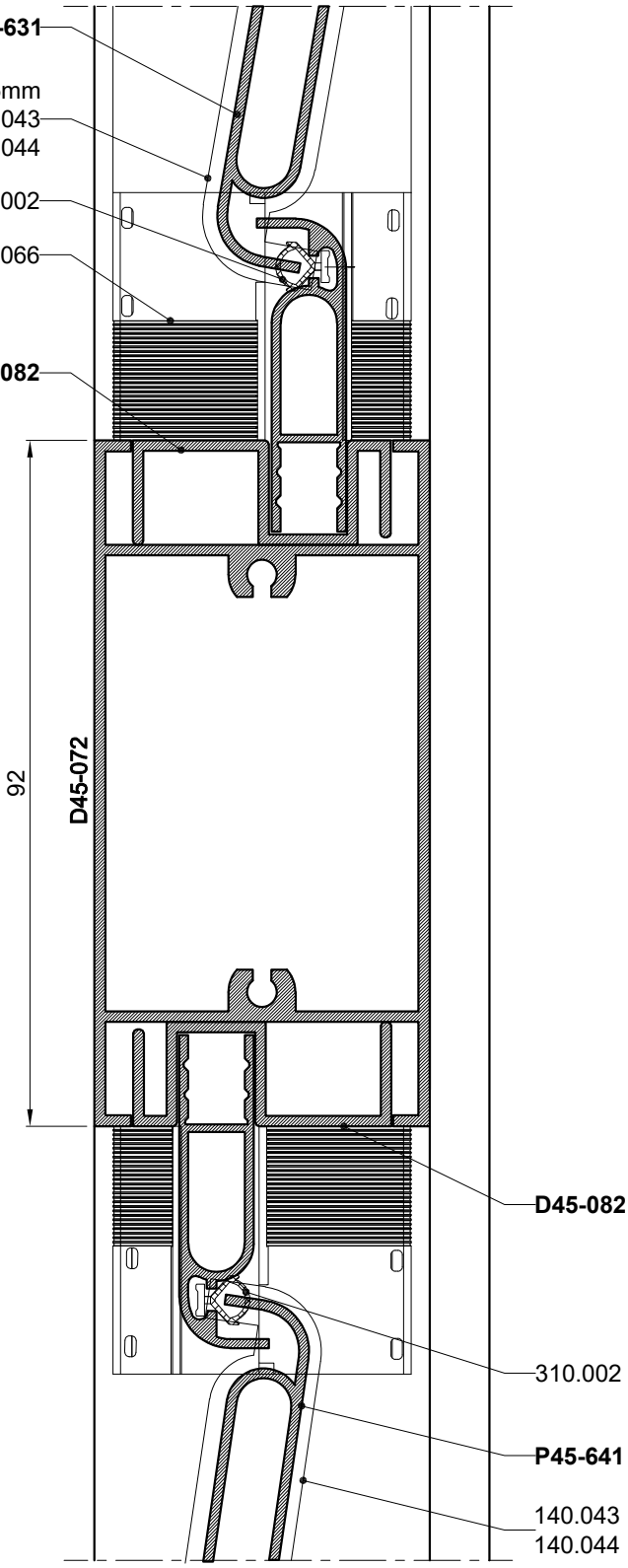


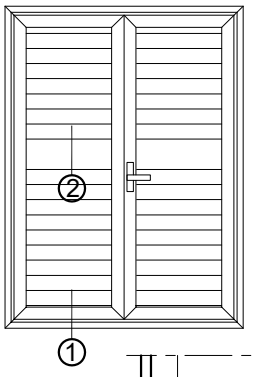
Dvokrilna grilja s pokretnom ispunom i prečkom

Presjek 1 ①



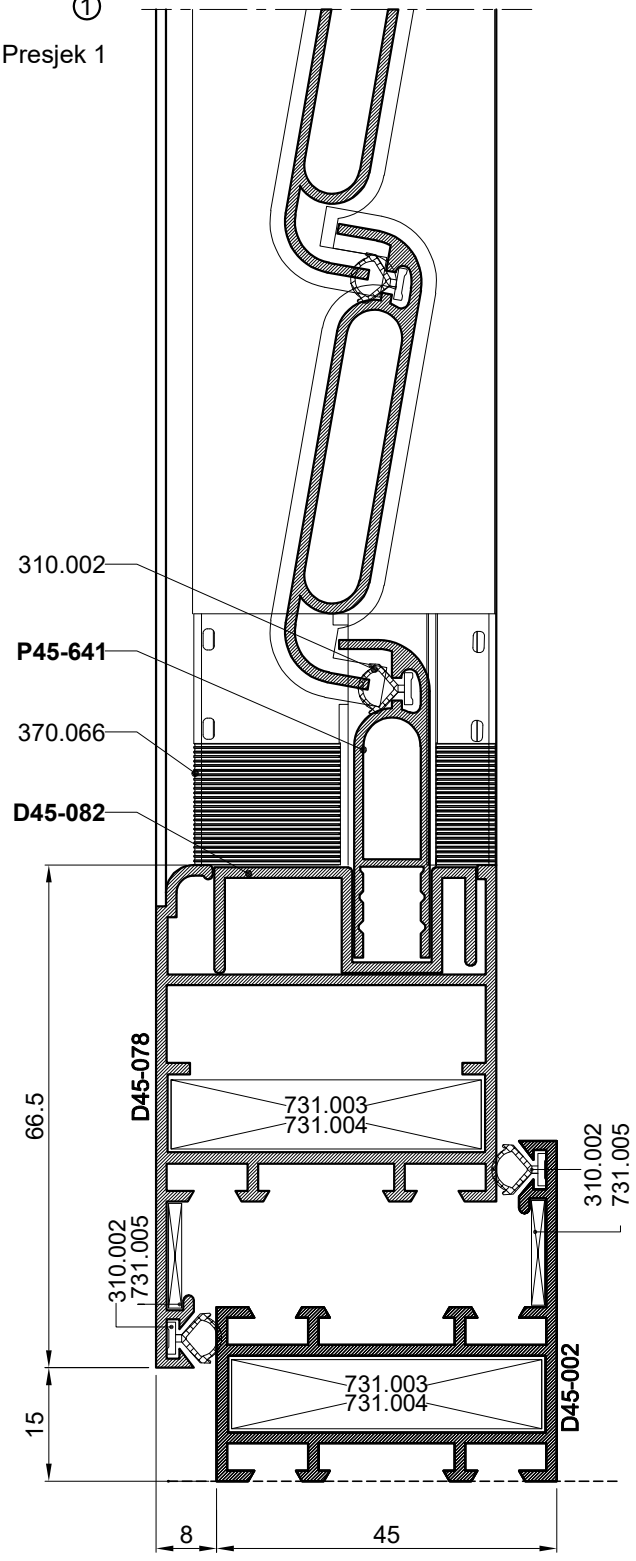
Presjek 2



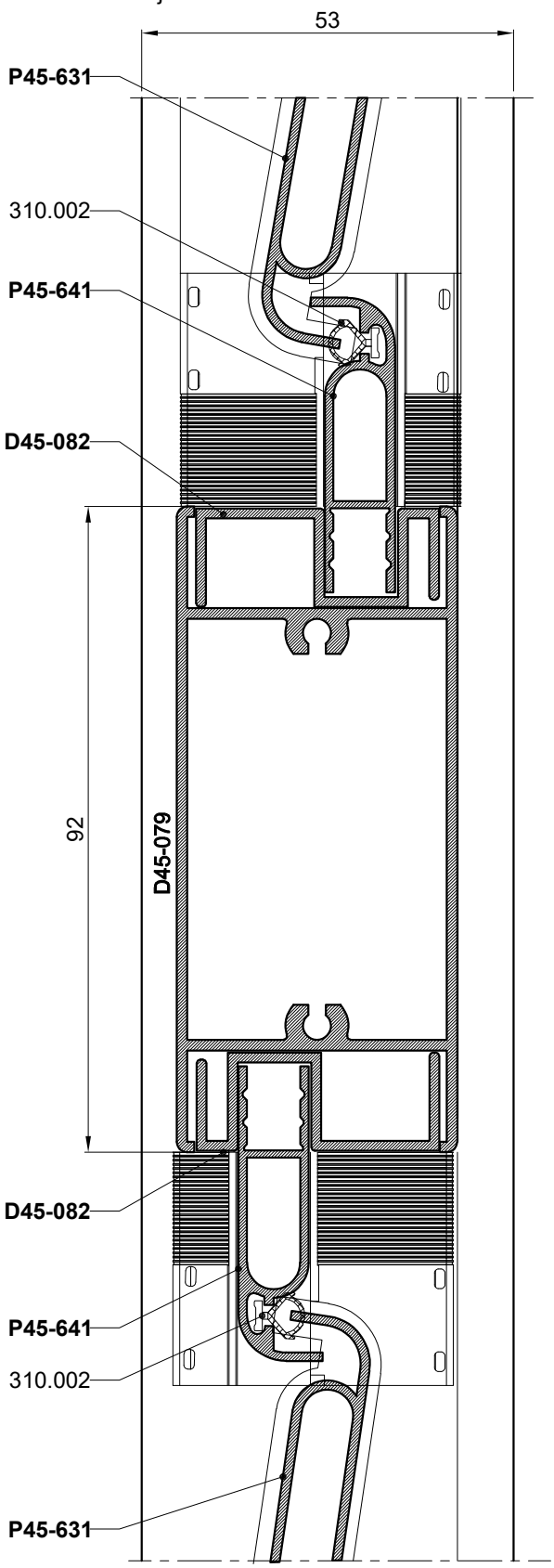


Dvokrilna grilja s pokretnom ispunom i prečkom

Presjek 1



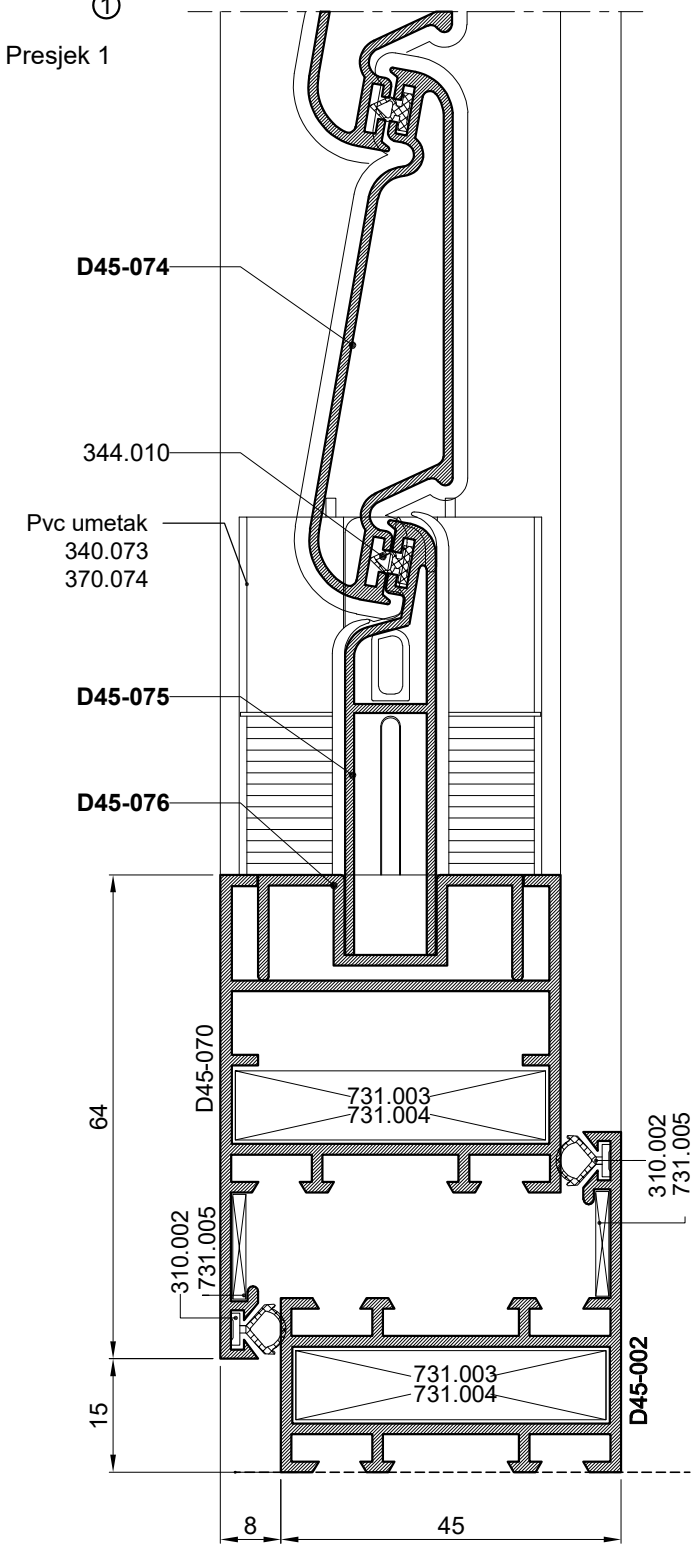
Presjek 2



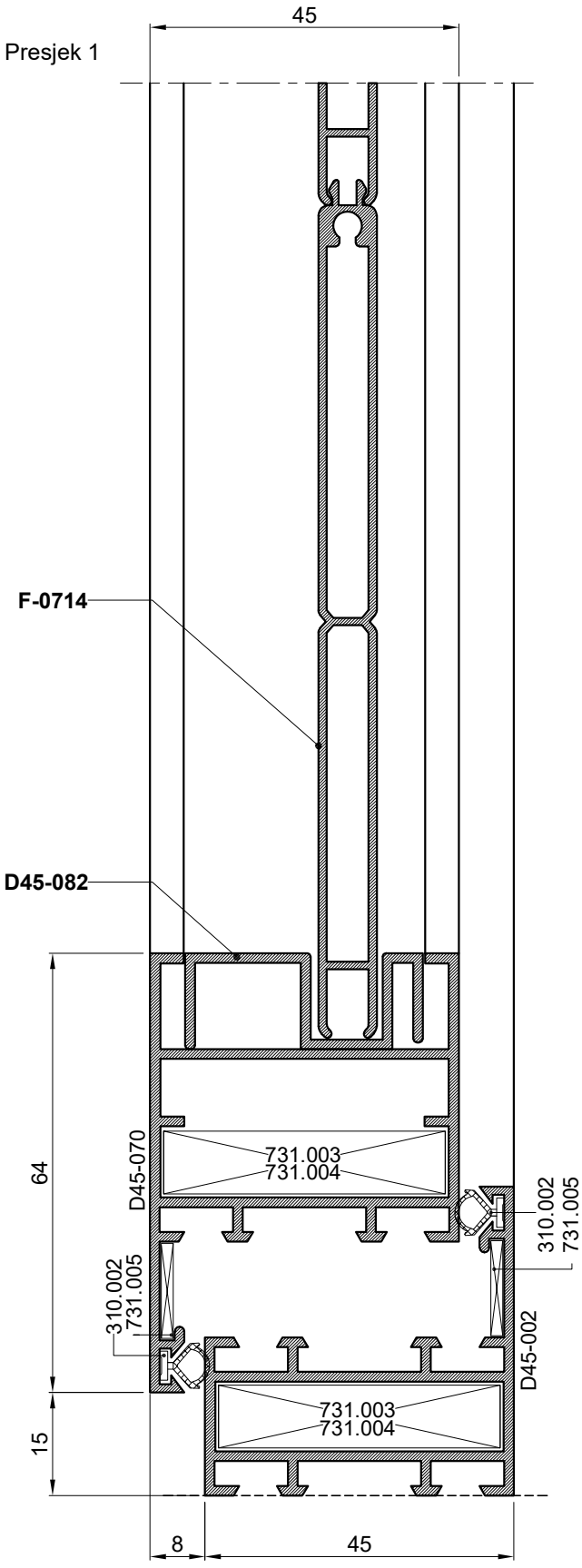


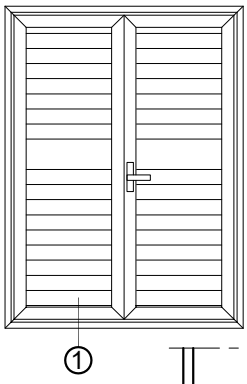
Dvokrilna grilja s pokretnom ili fiksnom ispunom i prečkom

Presjek 1

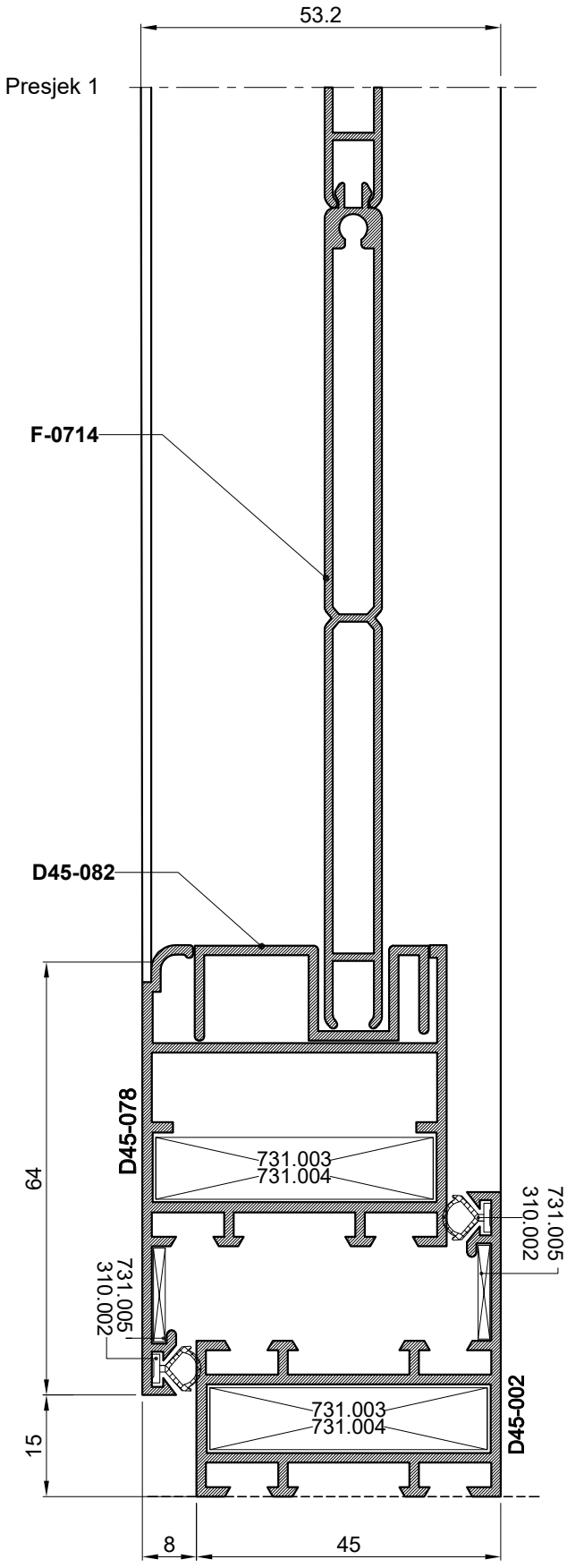


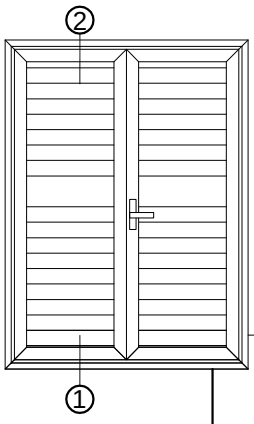
Presjek 1





Dvokrilna grilja s pokretnom ili fiksnom ispunom i prečkom

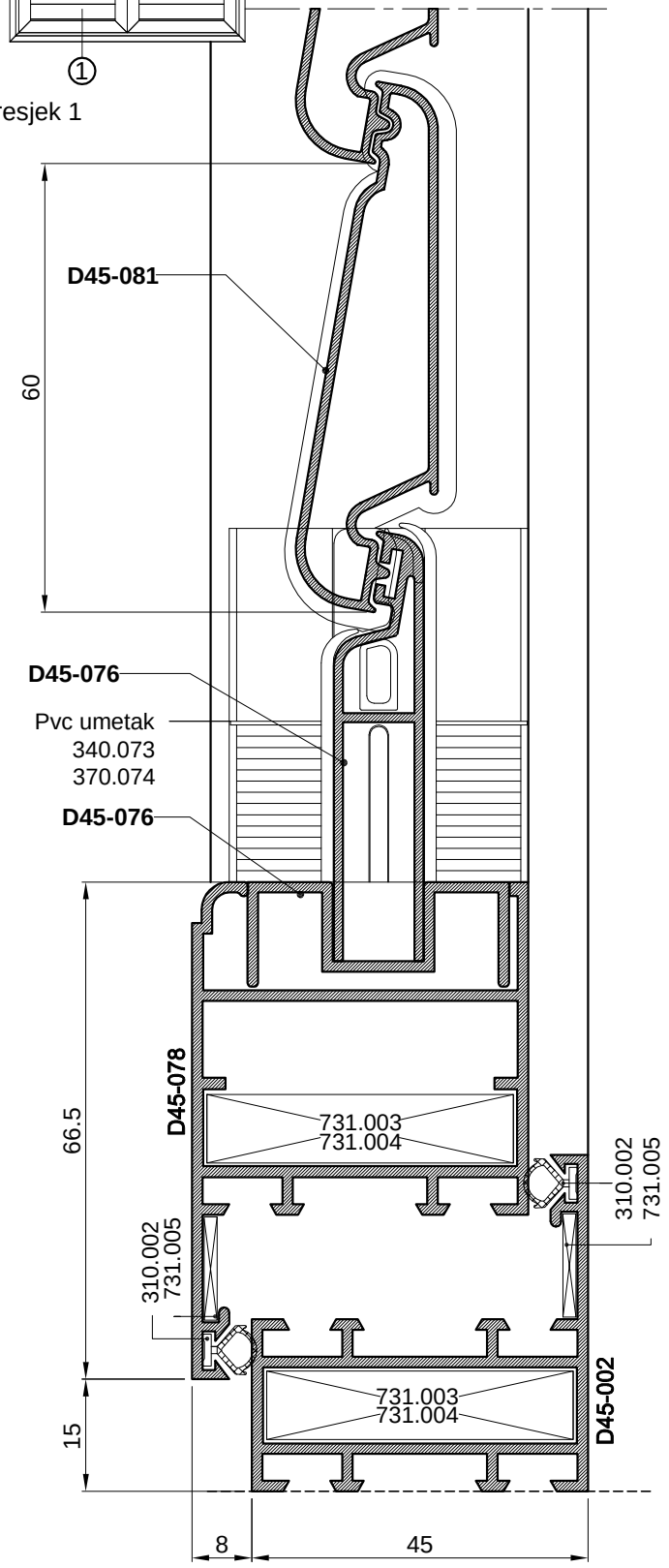




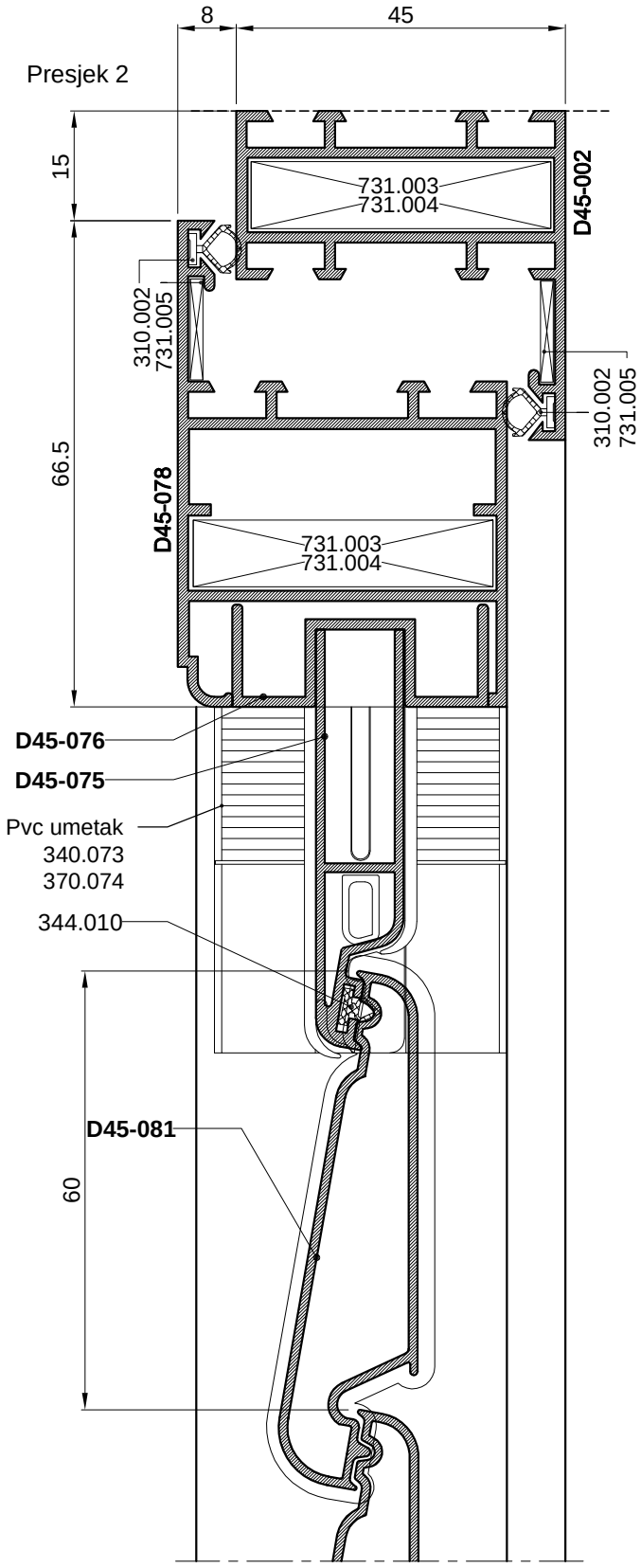
Lamele bez brtve

- Profil D45-081
- Brtva se umeće samo u prvu početnu lamelu (gornju)

Presjek 1

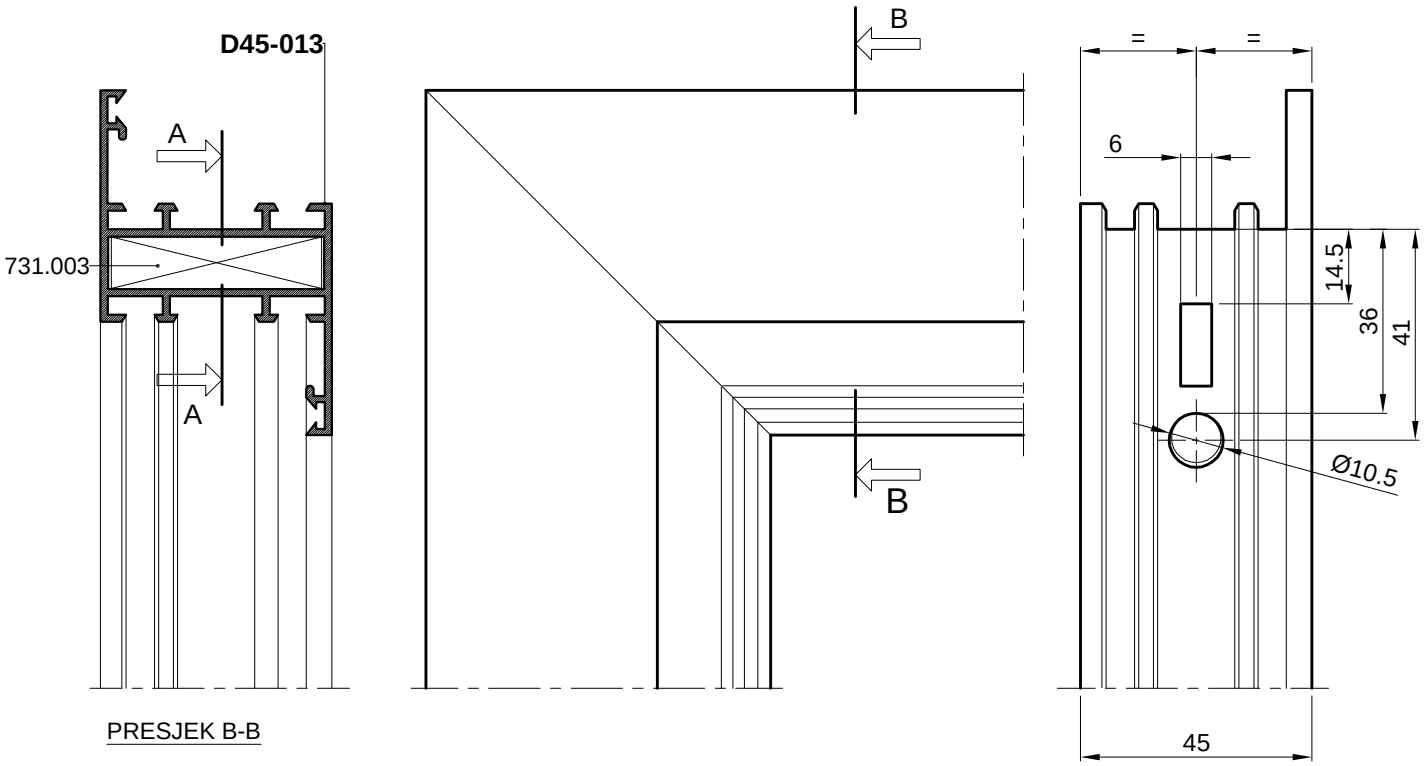


Presjek 2



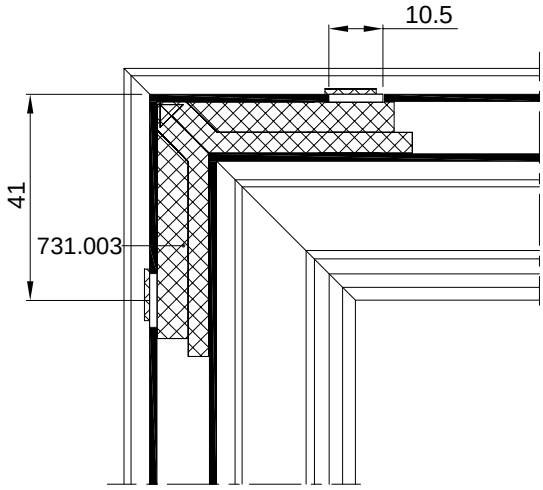
Obrada i montaža
/Grilja Dalmo/

SPAJANJE PROFILA D45-013 KUTNIKOM 731.003

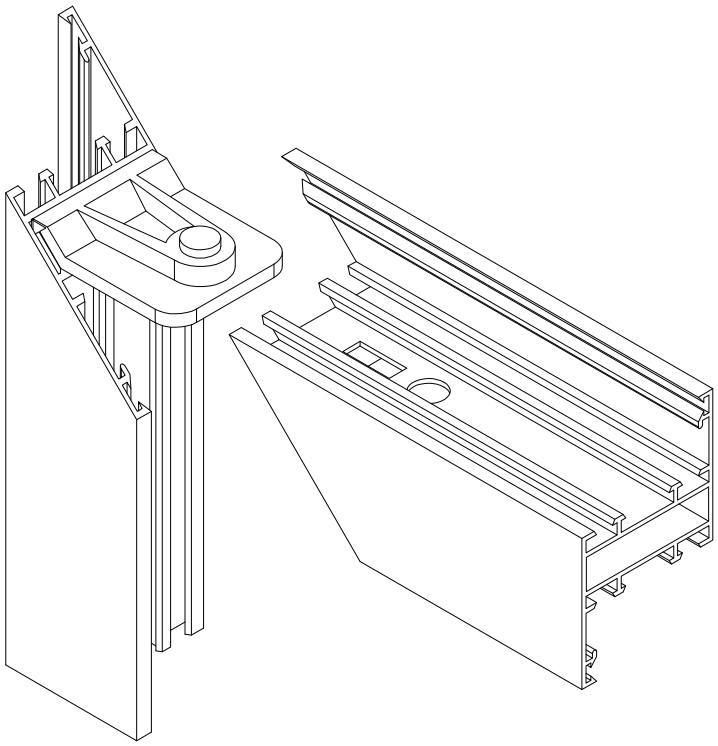


PRESJEK B-B

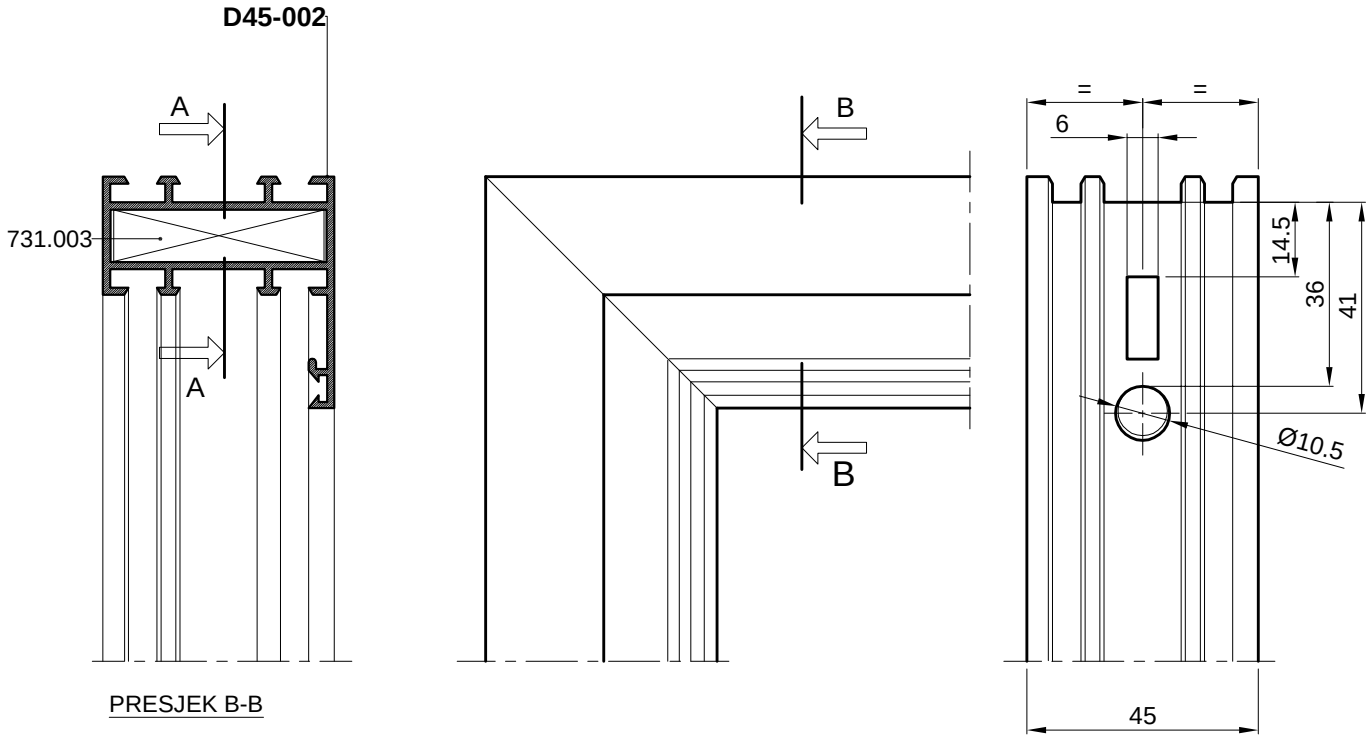
Spajanje kutnikom 731.003 s predobradom štancanja



PRESJEK A-A

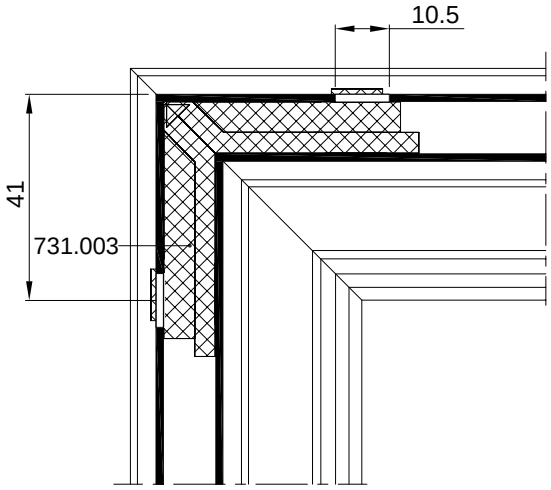


SPAJANJE PROFILA D45-002 KUTNIKOM 731.003

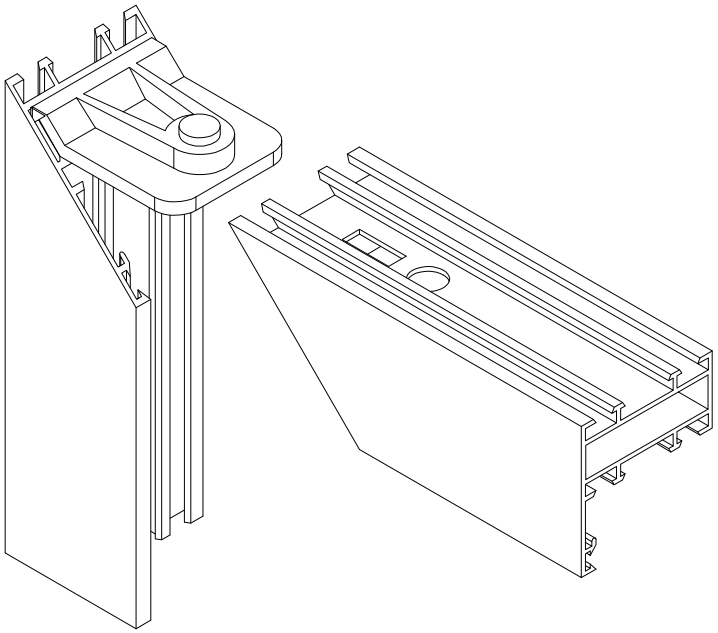


PRESJEK B-B

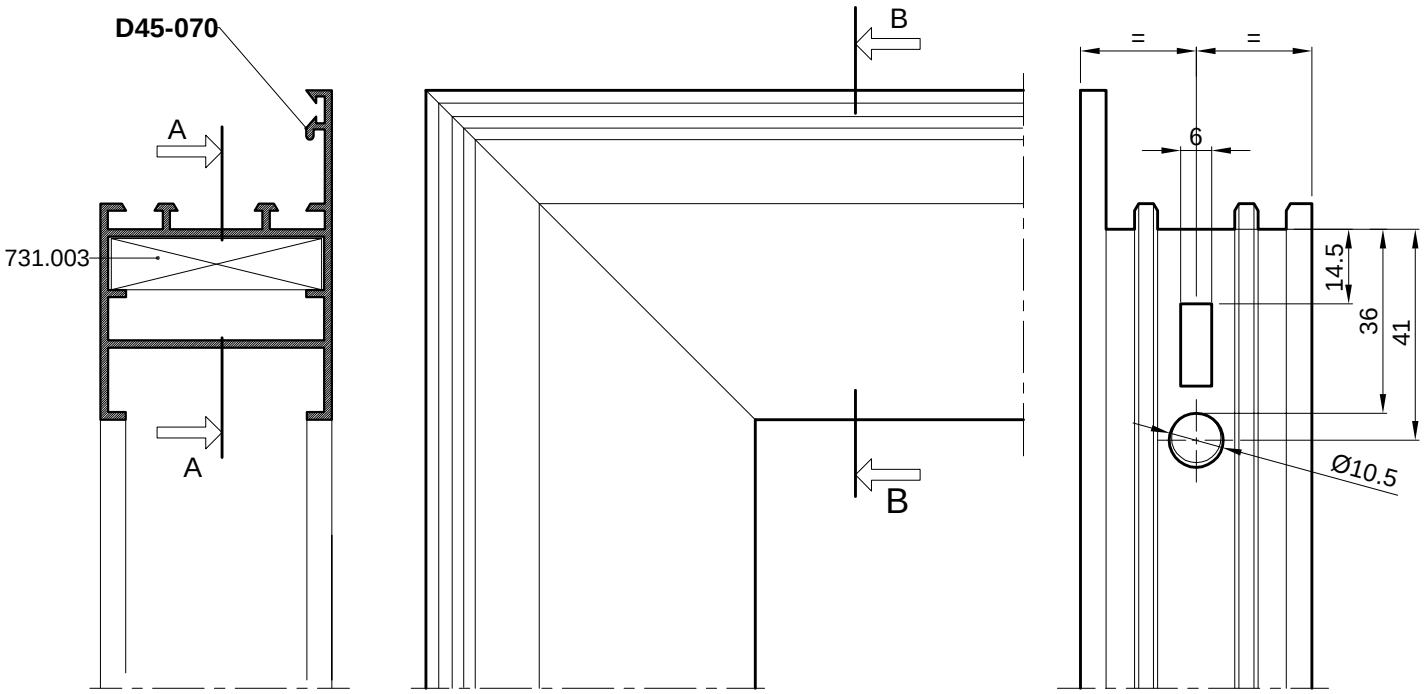
Spajanje kutnikom 731.003 s predobradom štancanja



PRESJEK A-A

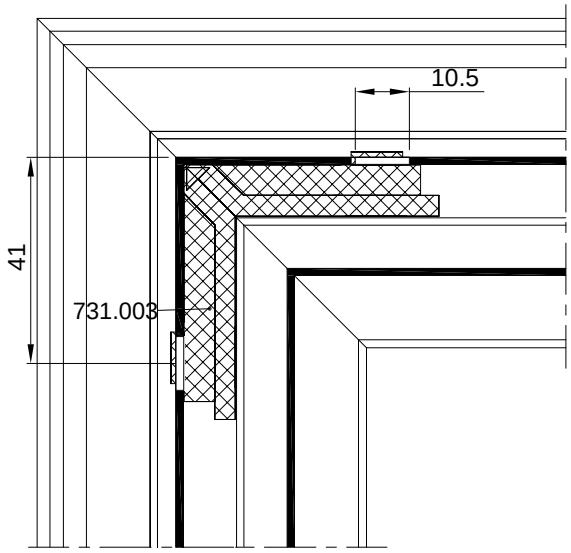


SPAJANJE PROFILA D45-070 KUTNIKOM 731.003

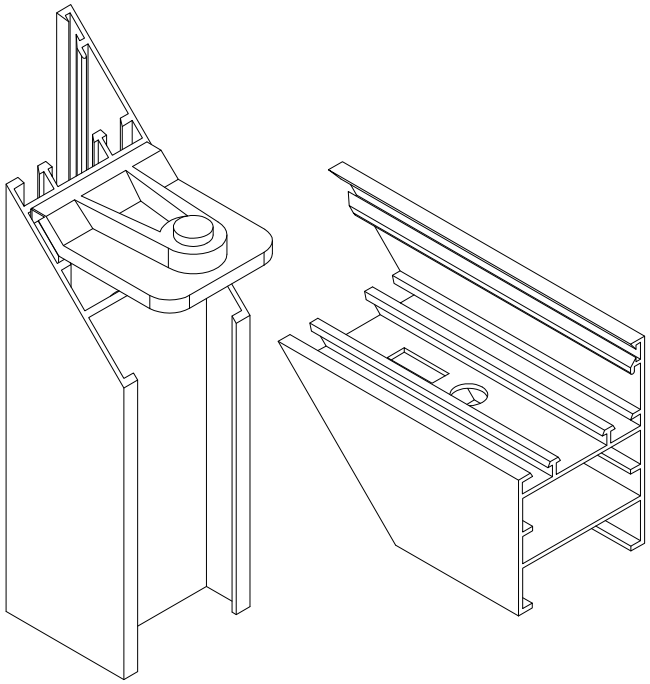


PRESJEK B-B

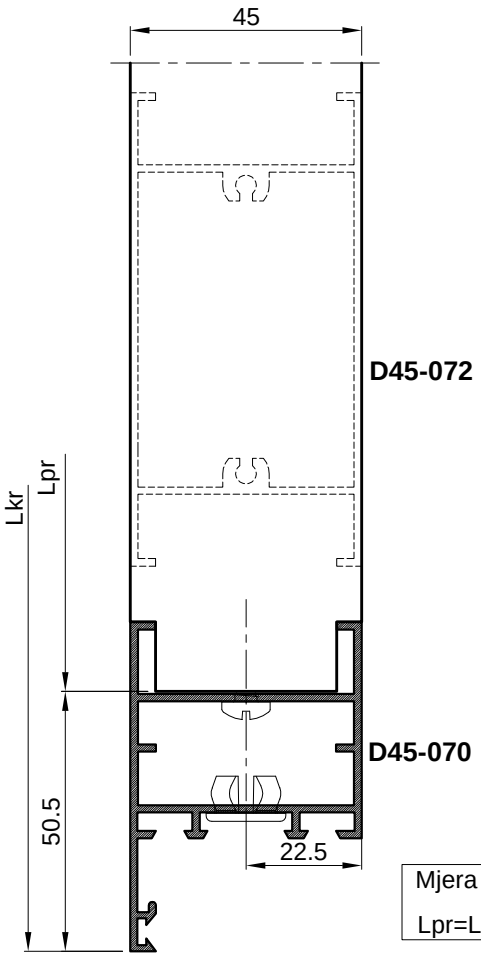
Spajanje kutnikom 731.003 s predobradom štancanja



PRESJEK A-A

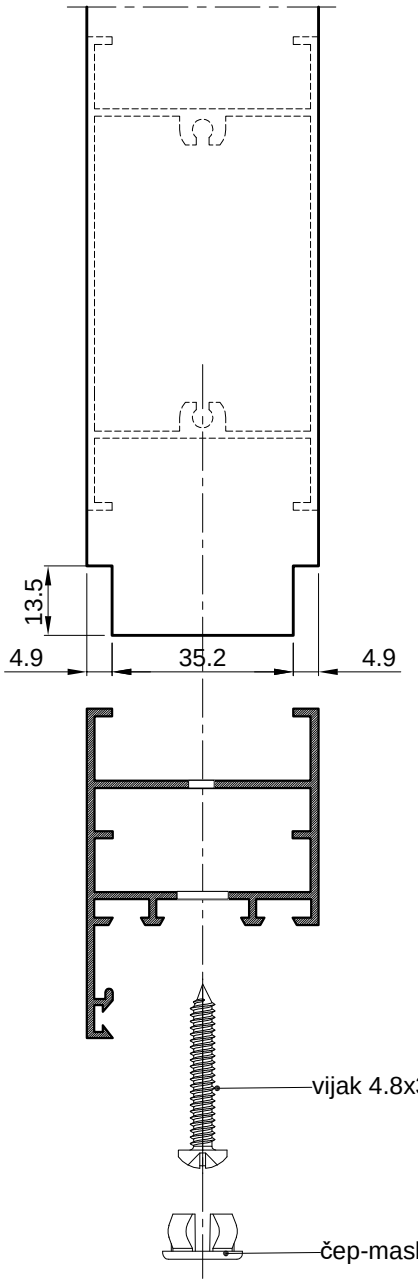


SPAJANJE PROFILA PREČKE D45-072 PREMA PROFILU KRILA D45-070

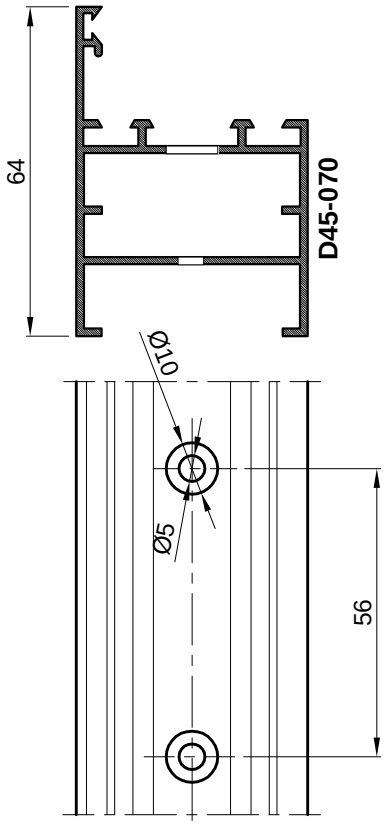


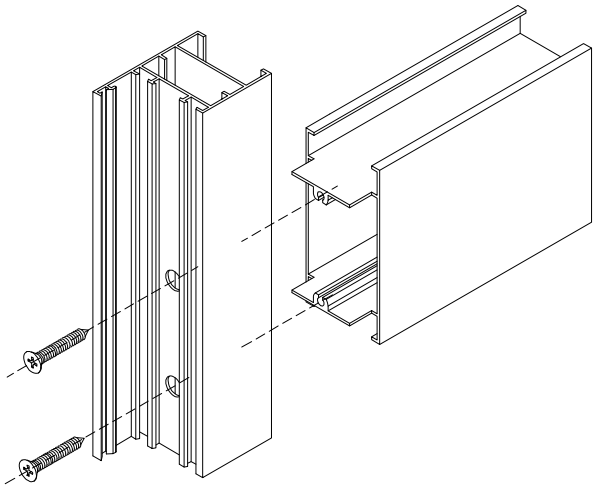
Mjera pilanja prečke:

Lpr=Lkr - 101

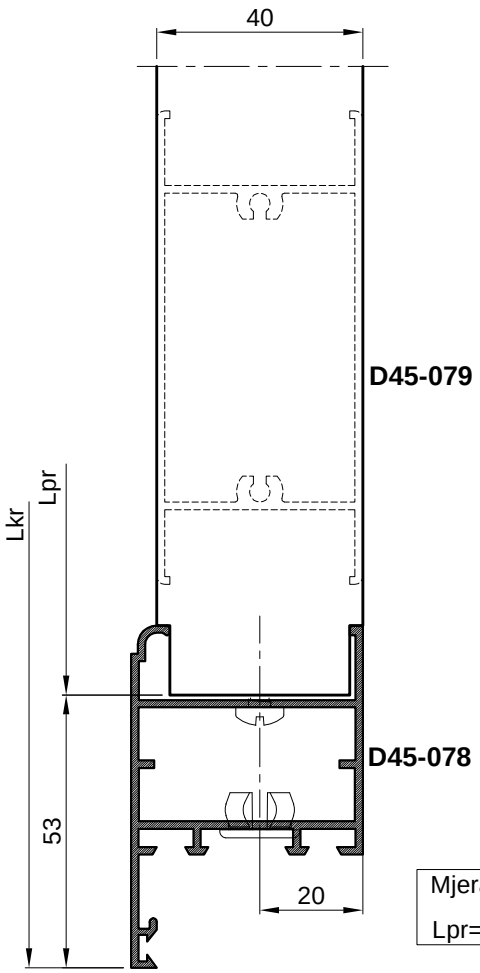


OBRADA PROFILA KRILA

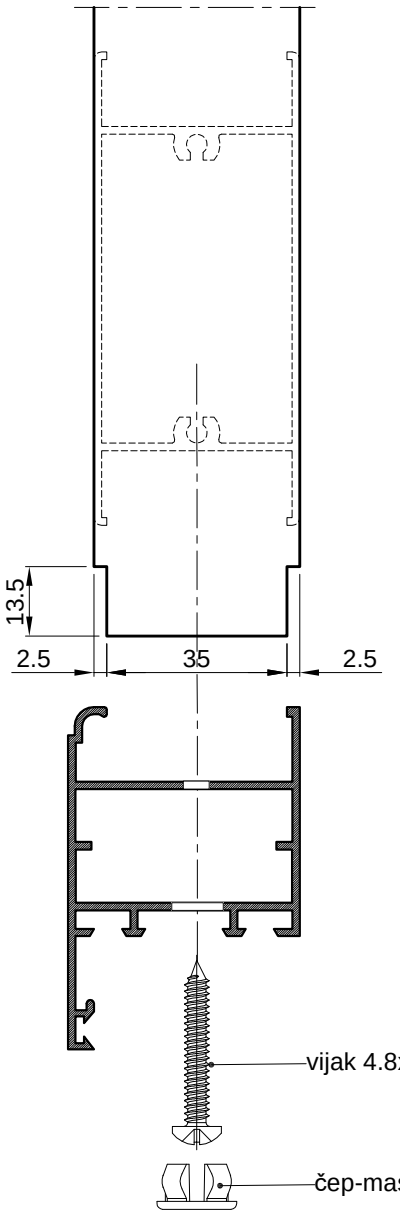




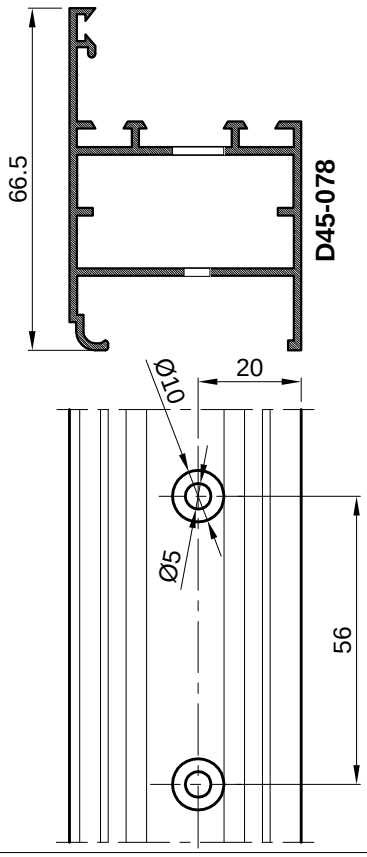
SPAJANJE PROFILA PREČKE D45-079 PREMA PROFILU KRILA D45-078

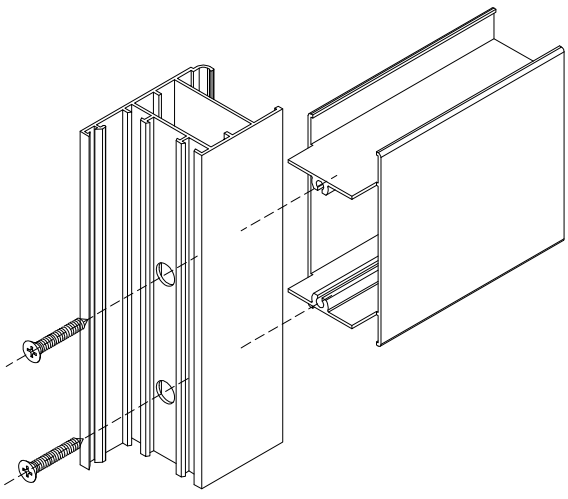


Mjera pilanja prečke:
Lpr=Lkr - 106

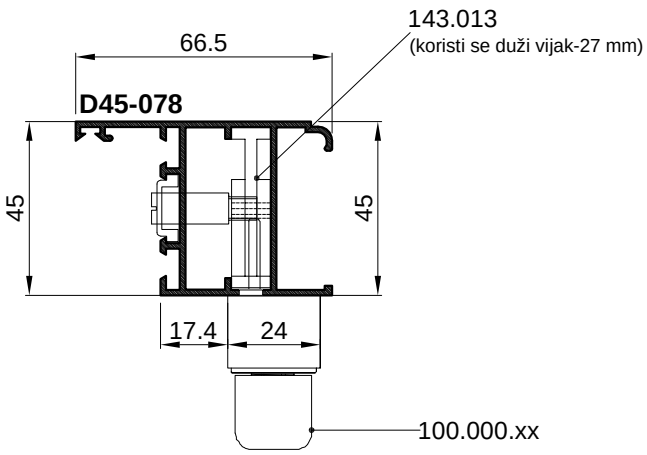


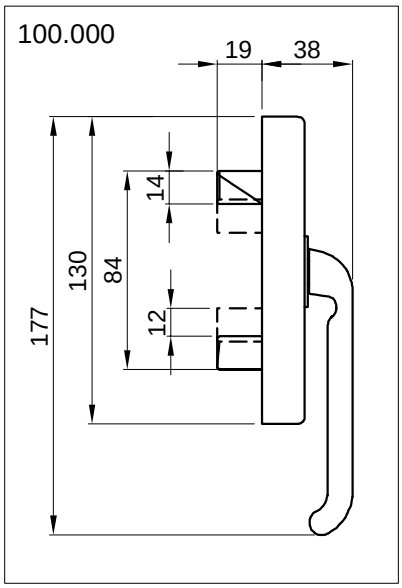
OBRADA PROFILA KRILA

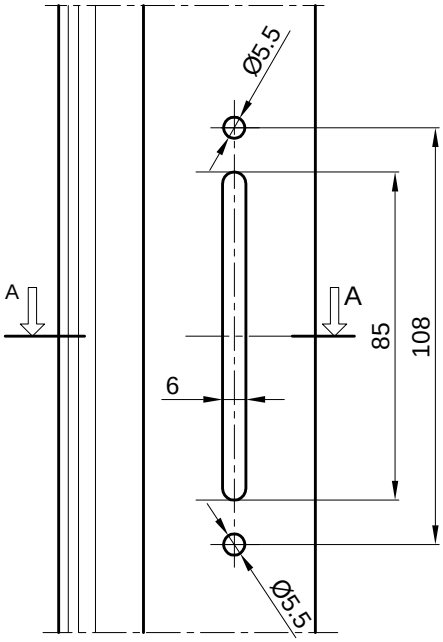


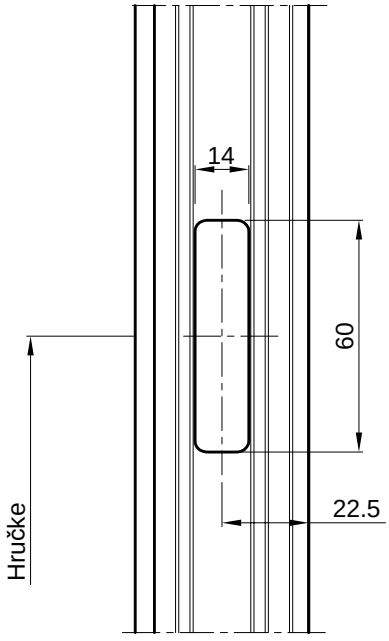


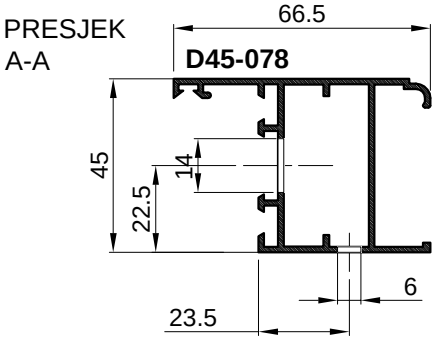
OBRADA PROFILA D45-078 ZA PROZORSKU RUČKU 100.000.xx SA art. 143.013



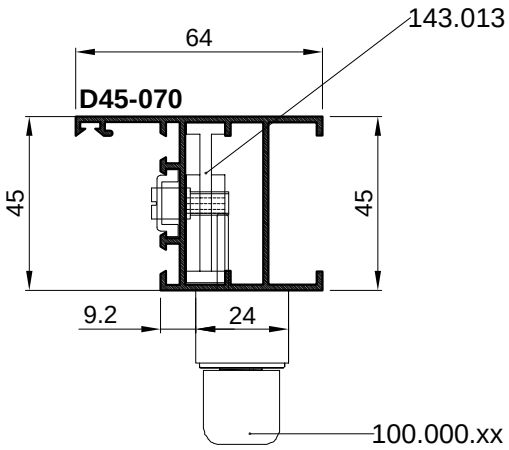


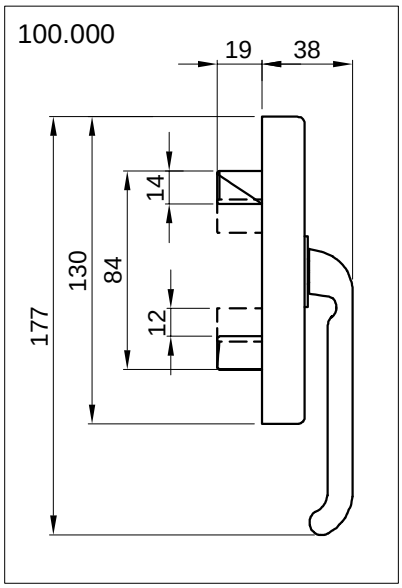


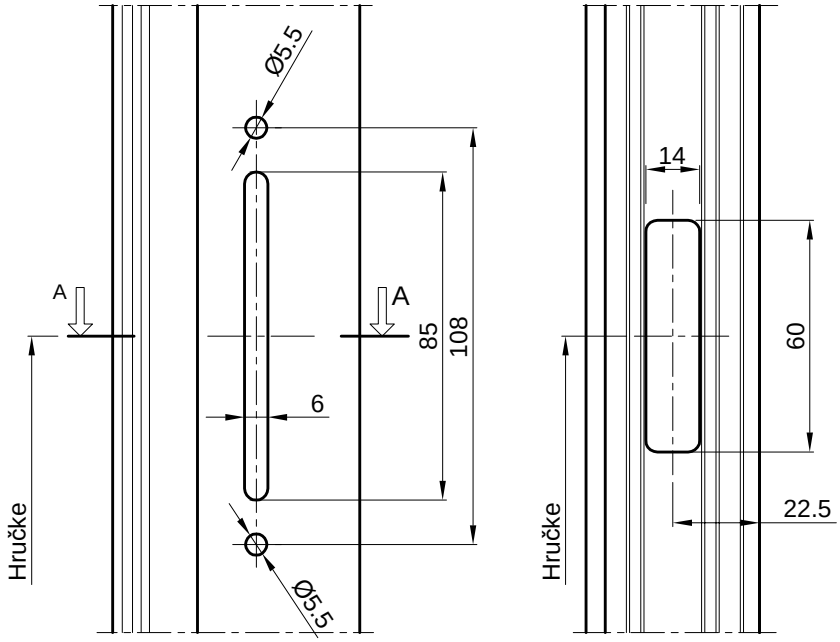




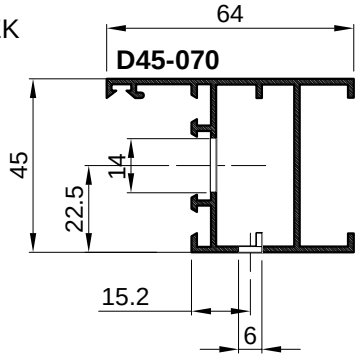
OBRADA PROFILA D45-070 ZA PROZORSKU RUČKU 100.000.xx SA art. 143.013





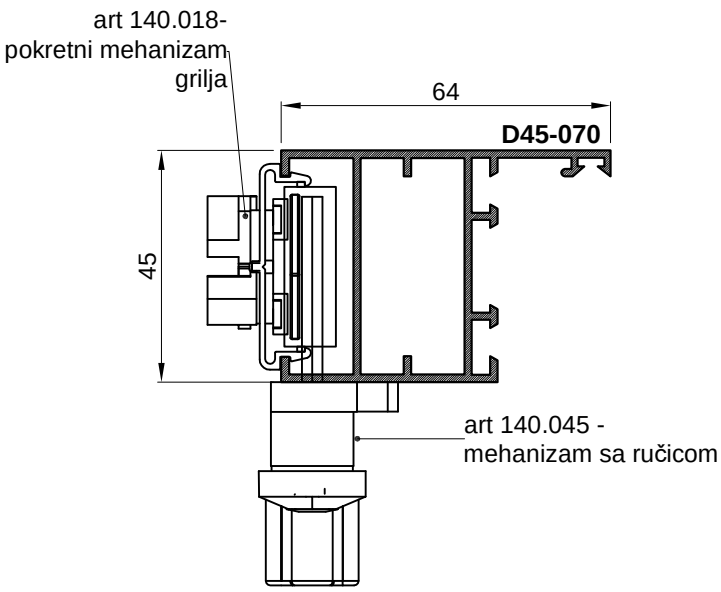


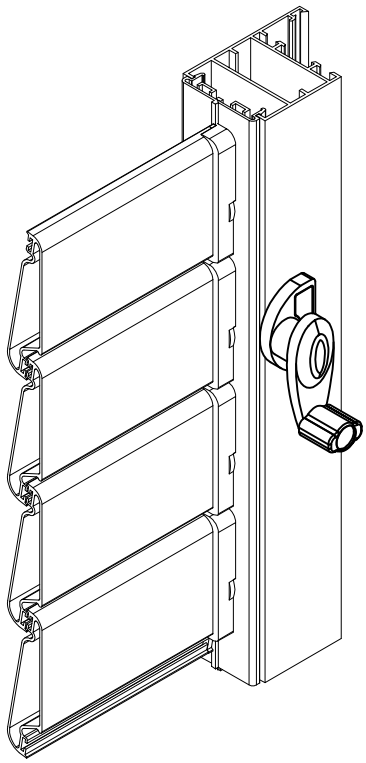
PRESJEK
A-A



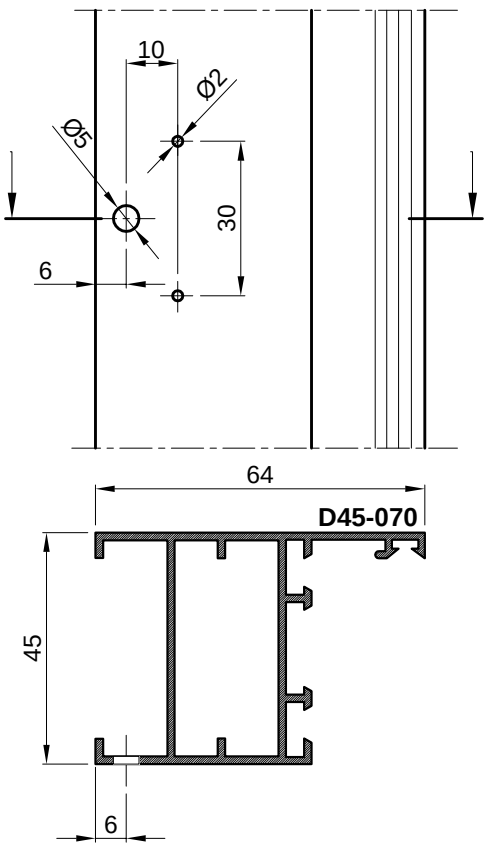
Napomena:
Radi potrebnog razmaka ručke i okvira štoka, smanjiti preklop okvira krila preko okvira štoka sa 8mm na 6 mm - samo na strani ručke.

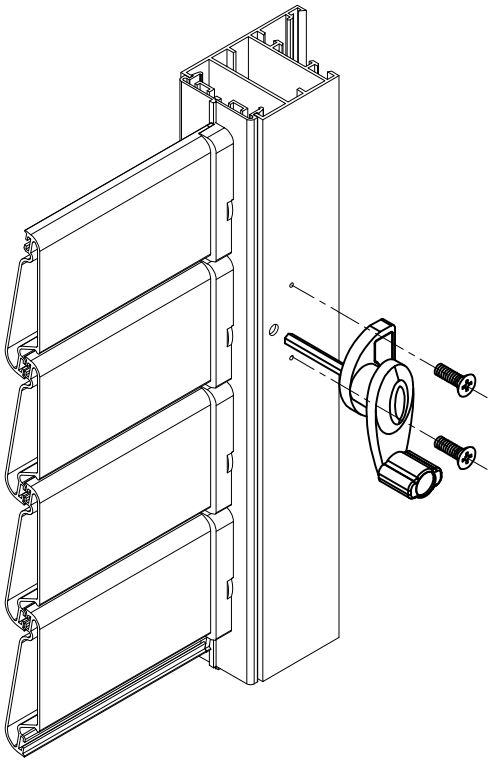
UGRADNJA MEHANIZMA SA RUČICOM (art.140.018) ZA POKRETANJE MAHANIZMA GRILJA (35 mm)

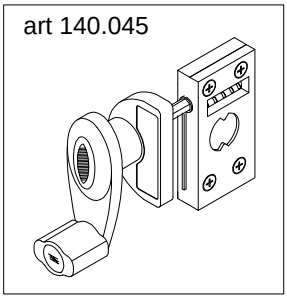




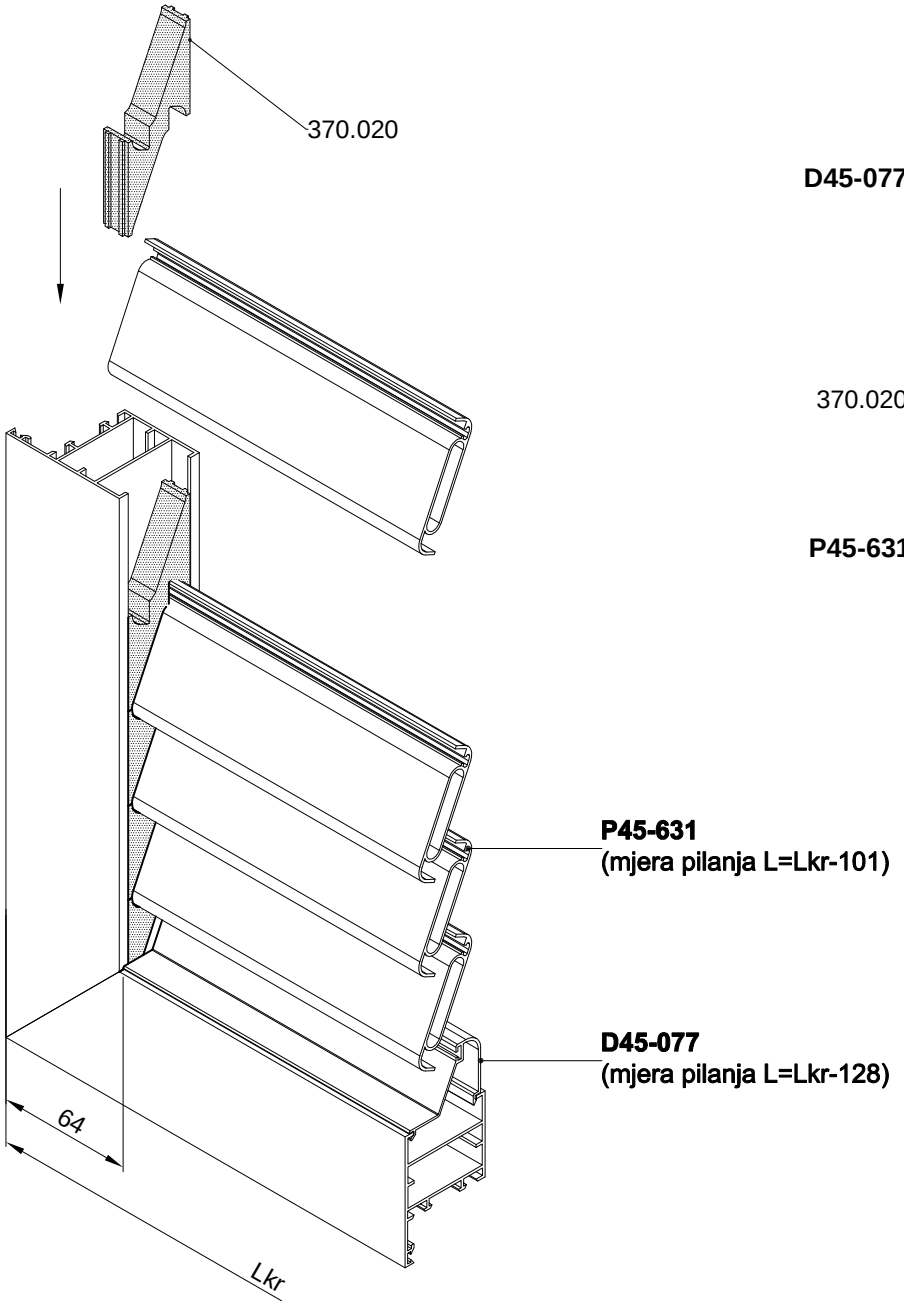
OBRADA ZA UGRADNJU RUČICE

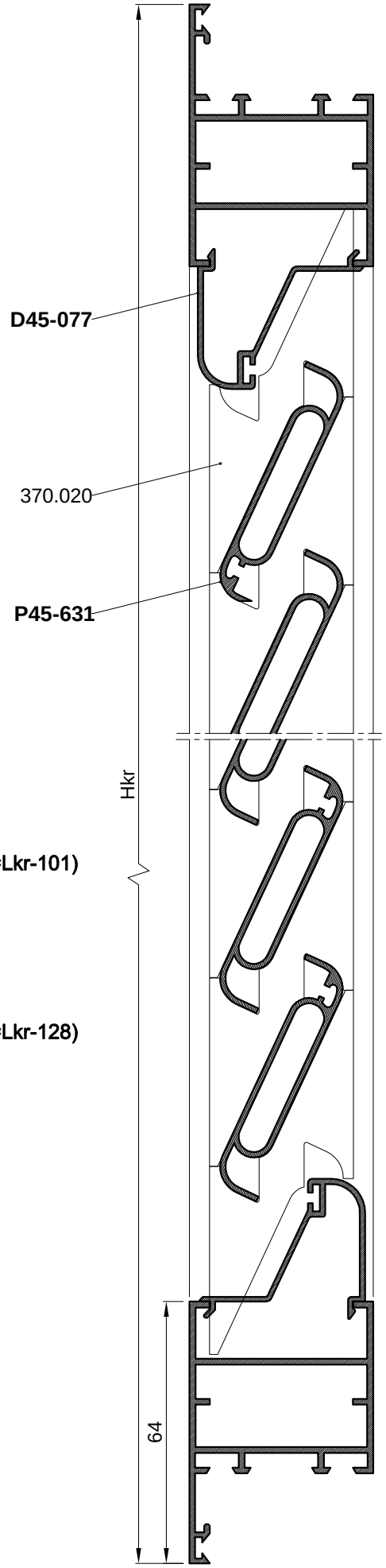






Ugradnja fiksne ispune u krilo grilje

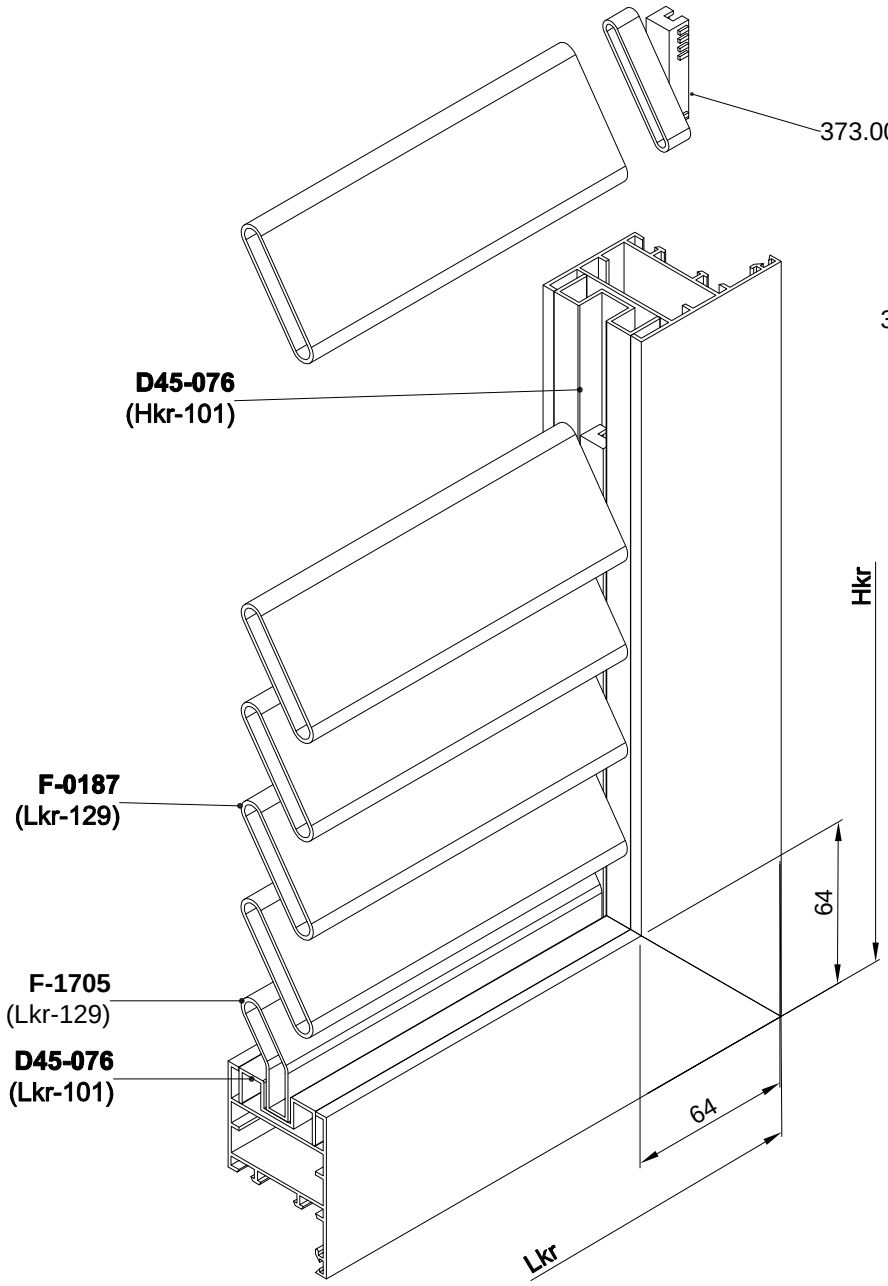


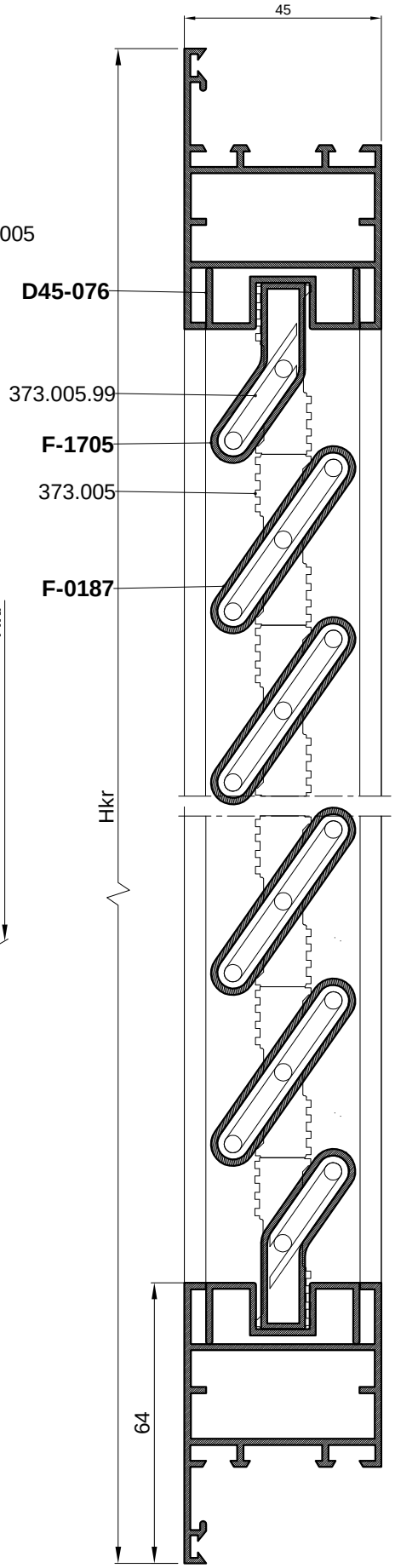


Način ugradnje fiksne ispune u krilo grilje:

1. Na okviru krila grilje skinuti gornji vodoravni pojas krila
2. Umetnuti početni profil D45-077
3. Umetati po visini pvc umetke art.370.020 (lijevo i desno) i profile ispune P45-631
4. Umetnuti završni profil D45-077 te vratiti vodoravni pojas krila

Ugradnja fiksne ispune u krilo grilje

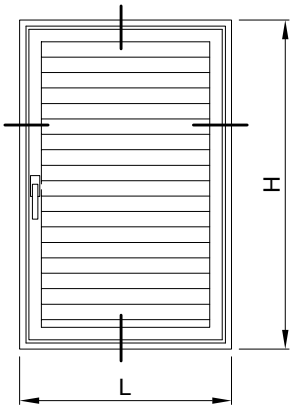


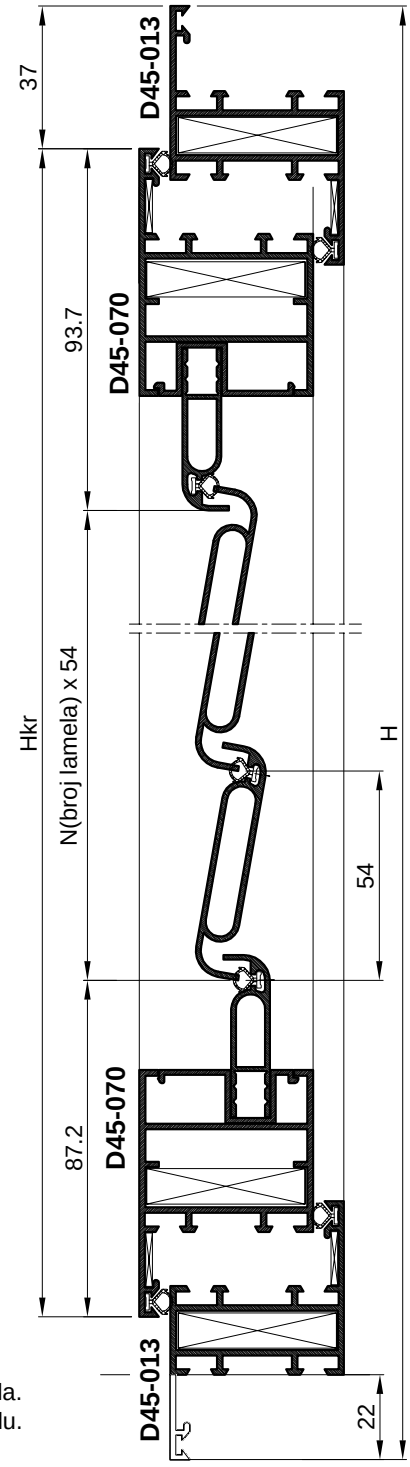


Način ugradnje fiksne ispune u krilo grilje:

1. Na okviru krila grilje skinuti gornji vodoravni pojas krila
2. Umetnuti početni profil D45-076, dolje te lijevo i desno
3. Umetati redom:
   - -početni profil F-1705 sa umetcima 373.005.99 (obostrano)
   - -profil ispune F-0187 sa umetcima 373.005 (obostrano)
   - -završni profil F-1705 sa umetcima 373.005.99 (obostrano)
4. Umetnuti završni profil D45-076 te vratiti vodoravni pojas krila

Rezne liste
/Grilja Dalmo/



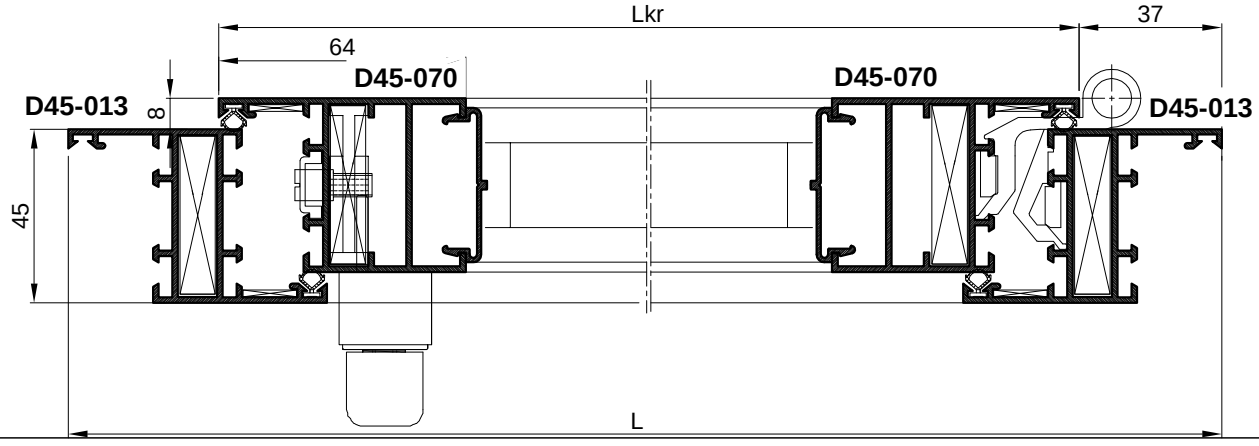


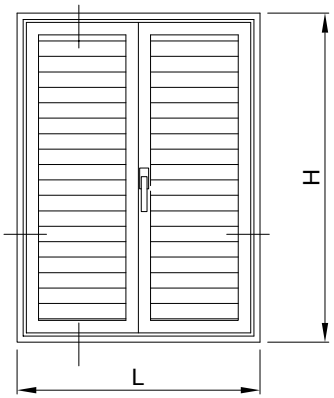
PROFILI		kom	mjera	pilanje
D45-013	vodoravnica okvira	2	L	45-45
D45-013	okomica okvira	2	H	45-45
D45-070	vodoravnica krila	2	Lkr=L-76	45-45
D45-070	okomica krila	2	Hkr=H-74	45-45
D45-071	lajsna	2	Lkr-102	90-90
P45-641	početna lamela	2	Lkr-140	90-90
P45-631	lamele	N	Lkr-148	90-90
NC-1459	klizač			90-90

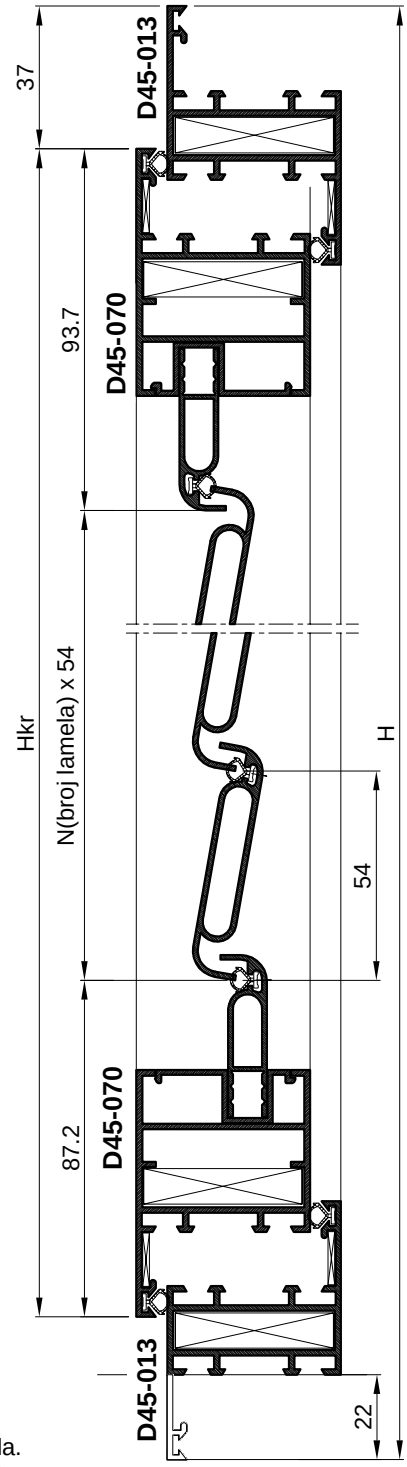
OKOVI		kom
731.003	kutnik krila i rama	8
731.005	pomoćni kutnik	8
115.001.xx	šarka	2 (za Hkr<1500 mm); 3(zaHkr>1500)
100.001.xx	ručka	1
143.013	vezni elementi ručke	1
140.045	ručica za pokretanje lamela	Broj lamela N/10
143.018	zapinjač	2
143.019	jednostrani prihvat zapinjača	2
140.044	mehanizam za lamele 35 mm	L+D
370.066	pvc umetak poč. i zav. lamele	2 (par)

BRTVE		kom	mjera
310.002	brtva u krilu i ramu		4L+4H
344.014	brtva na spoju lamela	N+1	Lkr-147

Broj lamela (P45-631) je $N = (Hkr-181) / 54$
Primjer:
Za mjeru krila Hkr=991 mm, broj lamela je 15 kom; N=(991-181) / 54 = 15 kom
Za mjere visine krila veće ili manje od Hkr=991 za 54 mm, dodaje se ili oduzima broj lamela.
Za mjere visine krila koje odstupaju od ovih vriijednosti treba rezati početnu i završnu lamelu.





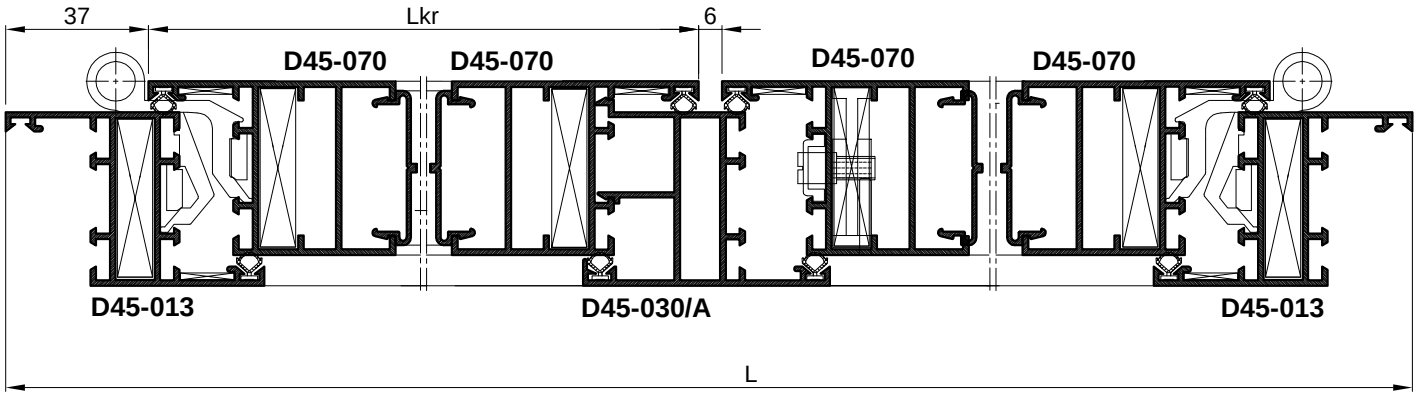


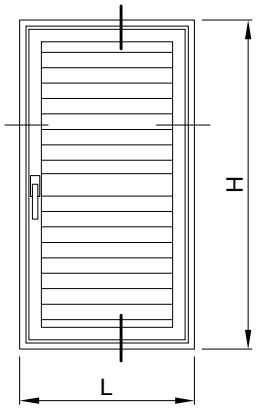
PROFILI		kom	mjera	pilanje
D45-013	vodoravnica okvira	2	L	45-45
D45-013	okomica okvira	2	H	45-45
D45-070	vodoravnica krila	4	Lkr=L/2-40	45-45
D45-070	okomica krila	4	Hkr=H-74	45-45
D45-030/A	kombatuta	1	Hkr-36	90-90
D45-076	lajsna	4	Lkr-102	90-90
D45-075	početna lamela	4	Lkr-140	90-90
D45-074	lamele	Nx2	Lkr-148	90-90
NC-1459	klizač			90-90

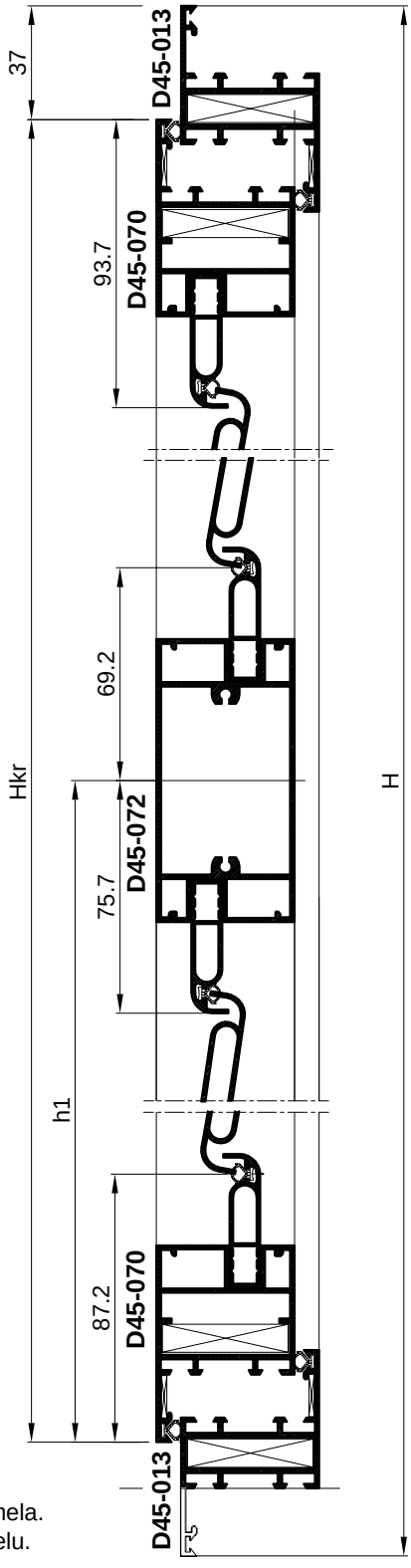
OKOVI		kom
731.003	kutnik krila i rama	12
731.005	pomoćni kutnik	12
115.001.xx	šarka	4 (za Hkr<1500 mm); 6(zaHkr>1500)
100.001.xx	ručka	1
143.013	vezni elementi ručke	1
140.045	ručica za pokretanje lamela	Broj lamela (N/10)x2
143.018	zapinjač	2
143.019	jednostrani prihvat zapinjača	4
140.044	mehanizam za lamele	(L+D) x 2
143.017	zapinjač pomoćnog krila	2
360.001	čep za kombatutu	1 par
370.066	pvc umetak poč. i zav. lamele	4 (par)

BRTVE		kom	mjera
310.002	brtva u krilu i ramu		4L+8H
344.010	brtva na spoju lamela	N+1	Lkr-147

Broj lamela (P45-631) je N = (Hkr-181) / 54
Primjer:
Za mjeru krila Hkr=991 mm, broj lamela je 15 kom; N=(991-181) / 54 = 15 kom
Za mjere visine krila veće ili manje od Hkr=991 za 54 mm, dodaje se ili oduzima broj lamela.
Za mjere visine krila koje odstupaju od ovih vriijednosti treba rezati početnu i završnu lamelu.







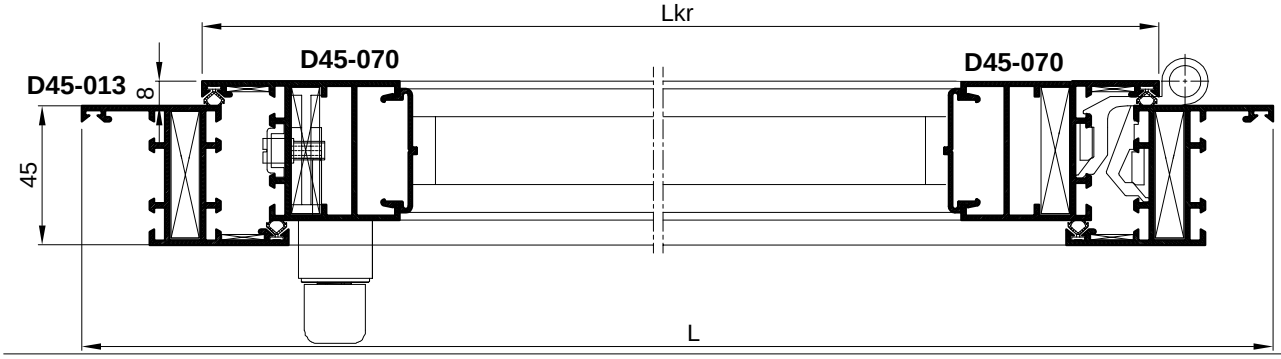
PROFILI		kom	mjera	pilanje
D45-013	vodoravnica okvira	2	L	45-45
D45-013	okomica okvira	2	H	45-45
D45-070	vodoravnica krila	2	Lkr=L-76	45-45
D45-070	okomica krila	2	Hkr=H-74	45-45
D45-072	prečka	1	Hkr-100	90-90
D45-071	lajsna	4	Lkr-102	90-90
P45-641	početna lamela	4	Lkr-140	90-90
P45-642	lamele	N1+N2	Lkr-148	90-90
NC-1459	klizač			90-90

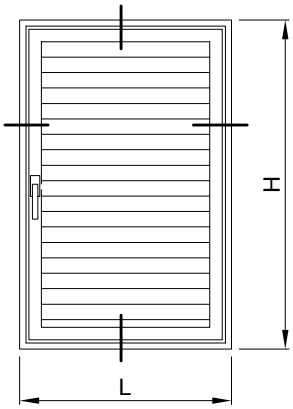
OKOVI		kom
731.003	kutnik krila i rama	8
731.005	pomoćni kutnik	8
115.001.xx	šarka	2 (za Hkr<1500 mm); 3(zaHkr>1500)
105.004.xx	ručka	1
143.013	vezni elementi ručke	1
140.045	ručica za pokretanje lamela	Broj lamela N/10
143.018	zapinjač	2
143.019	prihvat zapinjača	2
140.044	mehanizam za lamele 35 mm	(L+D)x2
370.066	pvc umetak poč. i zav. lamele	2 (par)

BRTVE		kom	mjera
310.002	brtva u krilu i ramu		4L+4H
344.010	brtva na spoju lamela	N1+N2+2	Lkr-147

Broj lamela (P45-631) je $\underline{N1 = (Hkr-h1-163) / 54}$
$\underline{N2=(h1-163) / 54}$

Primjer:
Za mjeru krila Hkr=1190 mm i h1=595 broj lamela je N1=8 i N2= 8 kom
Za mjere visine krila veće ili manje od Hkr=1190 za 54 mm, dodaje se ili oduzima broj lamela.
Za mjere visine krila koje odstupaju od ovih vriijednosti treba rezati početnu i završnu lamelu.

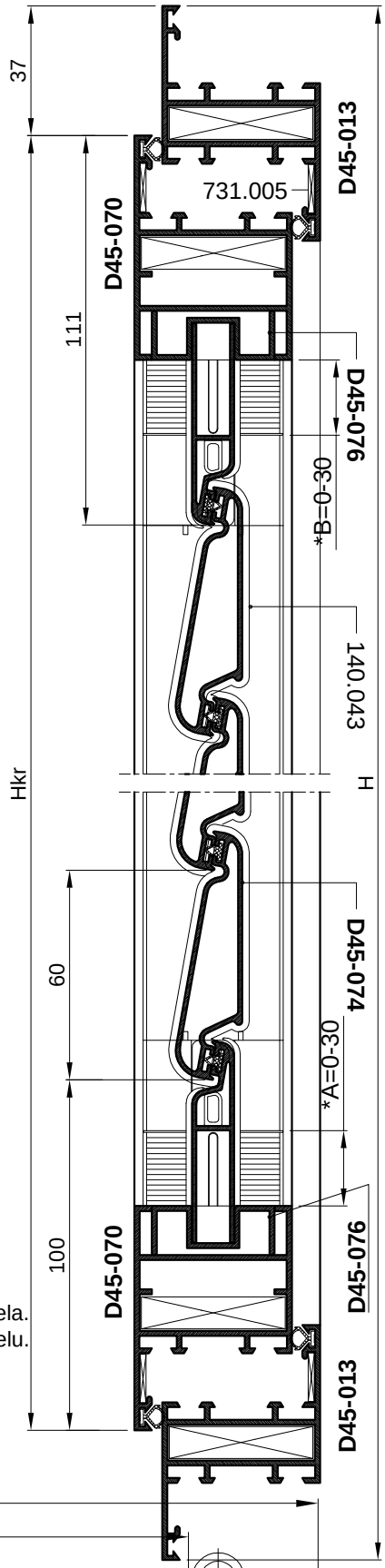




PROFILI		kom	mjera	pilanje
D45-013	vodoravnica okvira	2	L	45-45
D45-013	okomica okvira	2	H	45-45
D45-070	vodoravnica krila	2	Lkr=L-76	45-45
D45-070	okomica krila	2	Hkr=H-74	45-45
D45-076	lajsna	2	Lkr-102	90-90
D45-075	početna lamela	2	Lkr-140	90-90
D45-074	lamele	N	Lkr-148	90-90
NC-1459	klizač			90-90

OKOVI		kom
731.003	kutnik krila i rama	8
731.005	pomoćni kutnik	8
115.001.xx	šarka	2 (za Hkr<1500 mm); 3(zaHkr>1500)
100.001.xx	ručka	1
143.013	vezni elementi ručke	1
140.045	ručica za pokretanje lamela	Broj lamela N/10
143.018	zapinjač	2
143.019	jednostrani prihvat zapinjača	2
140.043	mehanizam za lamele 35 mm	L+D
370.073	pvc umetak poč. i zav. lamele	
370.074	pvc umetak poč. i zav. lamele	

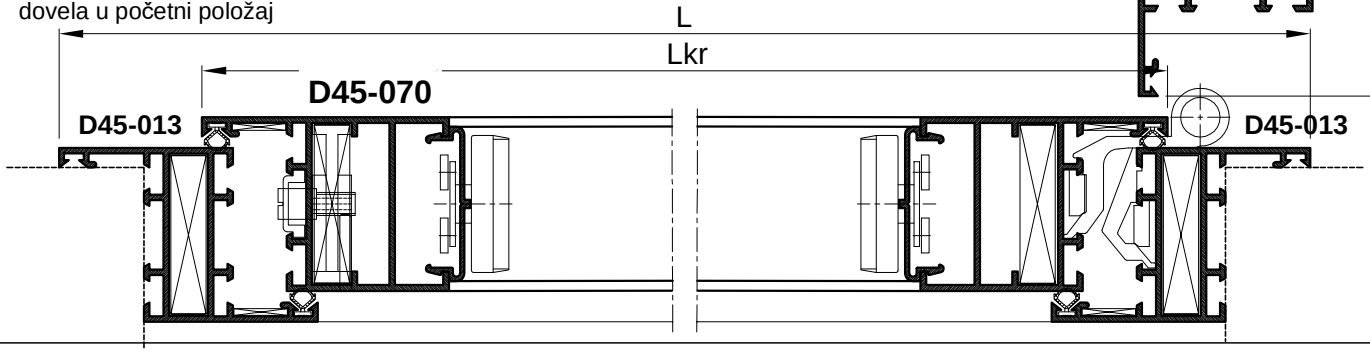
BRTVE		kom	mjera
310.002	brtva u krilu i ramu		4L+4H
344.014	brtva na spoju lamela	N+1	Lkr-147

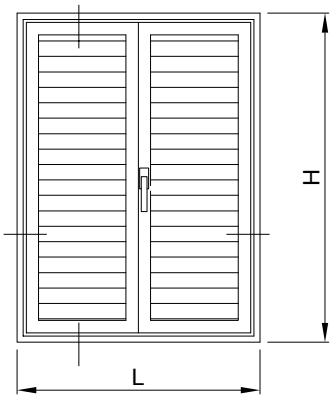


Broj lamela (D45-074) je N = (Hkr-211) / 60
Primjer:
Za mjeru krila Hkr=991 mm, broj lamela je 13 kom; N=(991-211) / 60 = 13 kom
Za mjere visine krila veće ili manje od Hkr=991 za 60 mm, dodaje se ili oduzima broj lamela.
Za mjere visine krila koje odstupaju od ovih vriijednosti treba rezati početnu i završnu lamelu.

Napomena:
*PVC umetak 370.073 i 370.074 odsijeći 3mm kako bi se početna lamela D45-075 dovela u početni položaj

*Mjera pilanja mehanizma za pokretanje lamela 140.043
L_{meh}=(Hkr*-180)-(A+B)





PROFILI		kom	mjera	pilanje
D45-013	vodoravnica okvira	2	L	45-45
D45-013	okomica okvira	2	H	45-45
D45-070	vodoravnica krila	4	Lkr=L/2-40	45-45
D45-070	okomica krila	4	Hkr=H-74	45-45
D45-030/A	kombatuta	1	Hkr-36	90-90
D45-076	lajsna	4	Lkr-102	90-90
D45-075	početna lamela	4	Lkr-140	90-90
D45-074	lamele	Nx2	Lkr-148	90-90
NC-1459	klizač	kom		90-90
OKOVI				
731.003	kutnik krila i rama	12		
731.005	pomoćni kutnik	12		
115.001.xx	šarka	4 (za Hkr<1500 mm); 6(zaHkr>1500)		
100.001.xx	ručka	1		
143.013	vezni elementi ručke	1		
140.045	ručica za pokretanje lamela	Broj lamela (N/10)x2		
143.018	zapinjač	2		
143.019	jednostrani prihvat zapinjača	4		
140.043	mehanizam za lamele	(L+D) x 2		
143.017	zapinjač pomoćnog krila	2		
360.001	čep za kombatutu	1 par		
370.073	pvc umetak poč. i zav. lamele			
370.074	pvc umetak poč. i zav. lamele			
BRTVE		kom	mjera	
310.002	brtva u krilu i ramu		4L+8H	
344.010	brtva na spoju lamela	N+1	Lkr-147	

Broj lamela (D45-074) je $N = (Hkr-211) / 60$

Primjer:

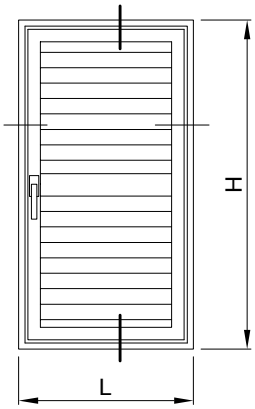
Za mjeru krila Hkr=991 mm, broj lamela je 13 kom; N=(991-211) / 60 = 13 kom

Za mjere visine krila veće ili manje od Hkr=991 za 60 mm, dodaje se ili oduzima broj lamela.

Za mjere visine krila koje odstupaju od ovih vriijednosti treba rezati početnu i završnu lamelu.

Napomena:
*PVC umetak 370.073 i 370.074 odsijeći 3mm kako bi se početna lamela D45-075 dovela u početni položaj

*Mjera pilanja mehanizma za pokretanje lamela 140.043
L_{meh}=(Hkr*-180)-(A+B)



PROFILI		kom	mjera	pilanje
D45-013	vodoravnica okvira	2	L	45-45
D45-013	okomica okvira	2	H	45-45
D45-070	vodoravnica krila	2	Lkr=L-76	45-45
D45-070	okomica krila	2	Hkr=H-74	45-45
D45-072	prečka	1	Hkr-100	90-90
D45-076	lajsna	4	Lkr-102	90-90
D45-075	početna lamela	4	Lkr-140	90-90
D45-074	lamele	N1+N2	Lkr-148	90-90
NC-1459	klizač			90-90

OKOVI		kom
731.003	kutnik krila i rama	8
731.005	pomoćni kutnik	8
115.001.xx	šarka	2 (za Hkr<1500 mm); 3(zaHkr>1500)
105.004.xx	ručka	1
143.013	vezni elementi ručke	1
140.045	ručica za pokretanje lamela	Broj lamela N/10
143.018	zapinjač	2
143.019	prihvat zapinjača	2
140.043	mehanizam za lamele 35 mm	(L+D)x2
370.073	pvc umetak poč. i zav. lamele	
370.074	pvc umetak poč. i zav. lamele	

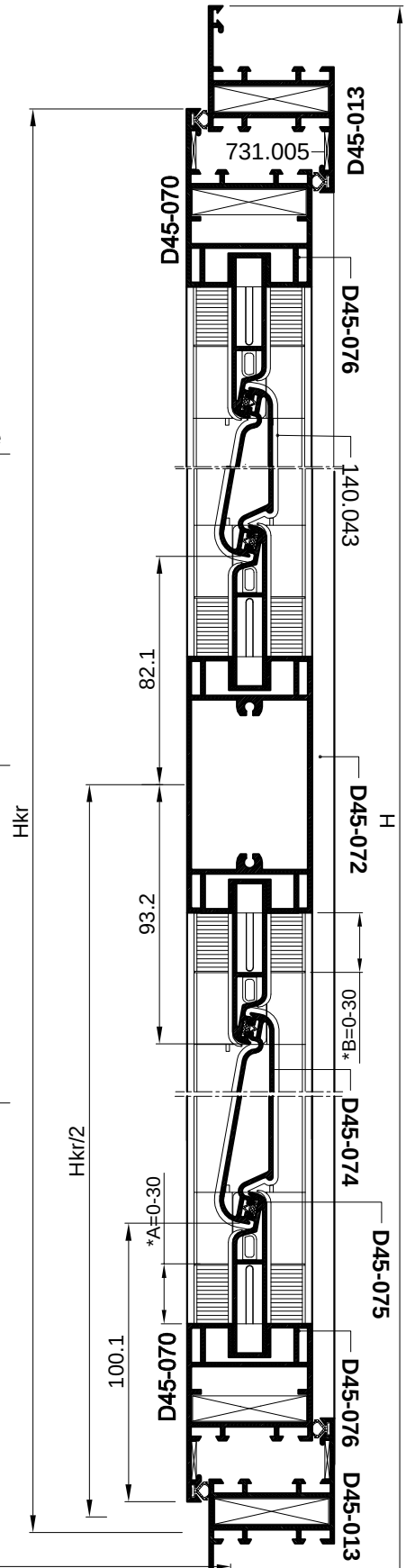
BRTVE		kom	mjera
310.002	brtva u krilu i ramu		4L+4H
344.010	brtva na spoju lamela	N1+N2+2	Lkr-147

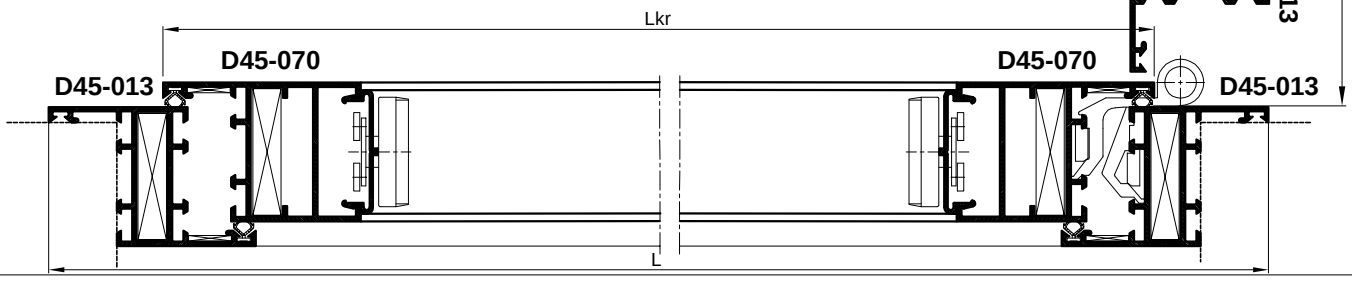
Broj lamela (D45-074) je $\frac{N1 = (Hkr-h1-193) / 60}{N2=(h1-193) / 60}$

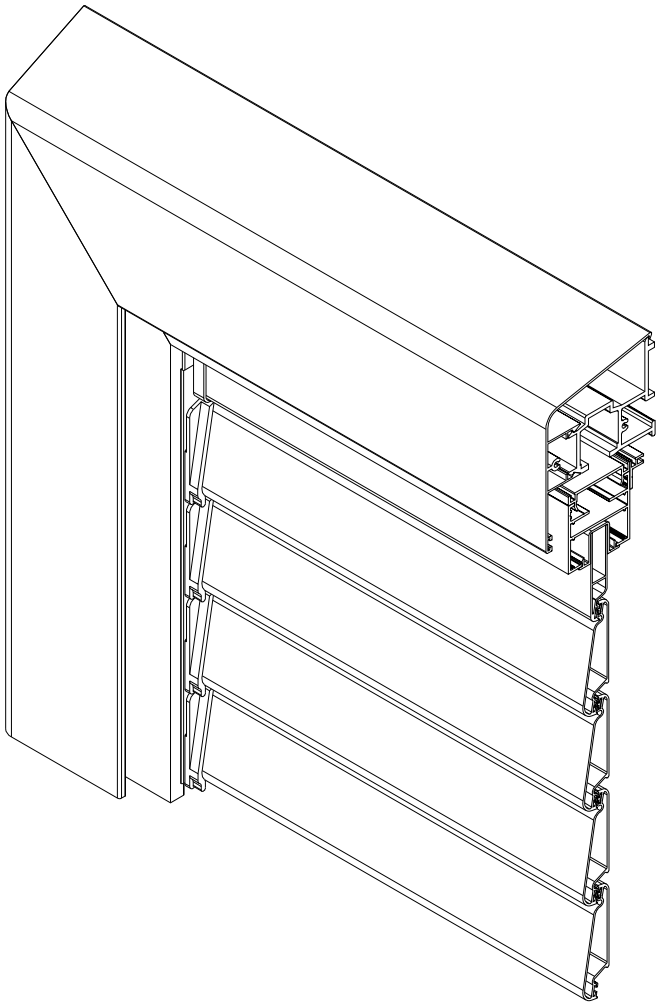
Primjer:
Za mjeru krila Hkr=1190 mm i h1=595 broj lamela je N1=6 i N2= 6 kom
Za mjere visine krila veće ili manje od Hkr=1190 za 60 mm, dodaje se ili oduzima broj lamela. Za mjere visine krila koje odstupaju od ovih vriijednosti treba rezati početnu i završnu lamelu.

Napomena:
*PVC umetak 370.073 i 370.074 odsijeći 3mm kako bi se početna lamela D45-075 dovela u početni položaj

*Mjera pilanja mehanizma za pokretanje lamela 140.043
$L_{meh1}=(\frac{Hkr}{2}-162)-(A+C)$
$L_{meh2}=(\frac{Hkr}{2}-162)-(B+C)$







KLIZNA GRILJA

SADRŽAJ

01 ZNAČAJKE SISTEMA Klizna grilja 400.01.300-303

03 PROFILI Klizna grilja 400.03.300-313

04 VEZNI ELEMENTI Klizna grilja 400.04.300-303

05 PVC ELEMENTI Klizna grilja 400.05.300-303

06 MEHANIZMI Klizna grilja 400.06.300-305

07 BRTVILA Klizna grilja 400.07.300-303

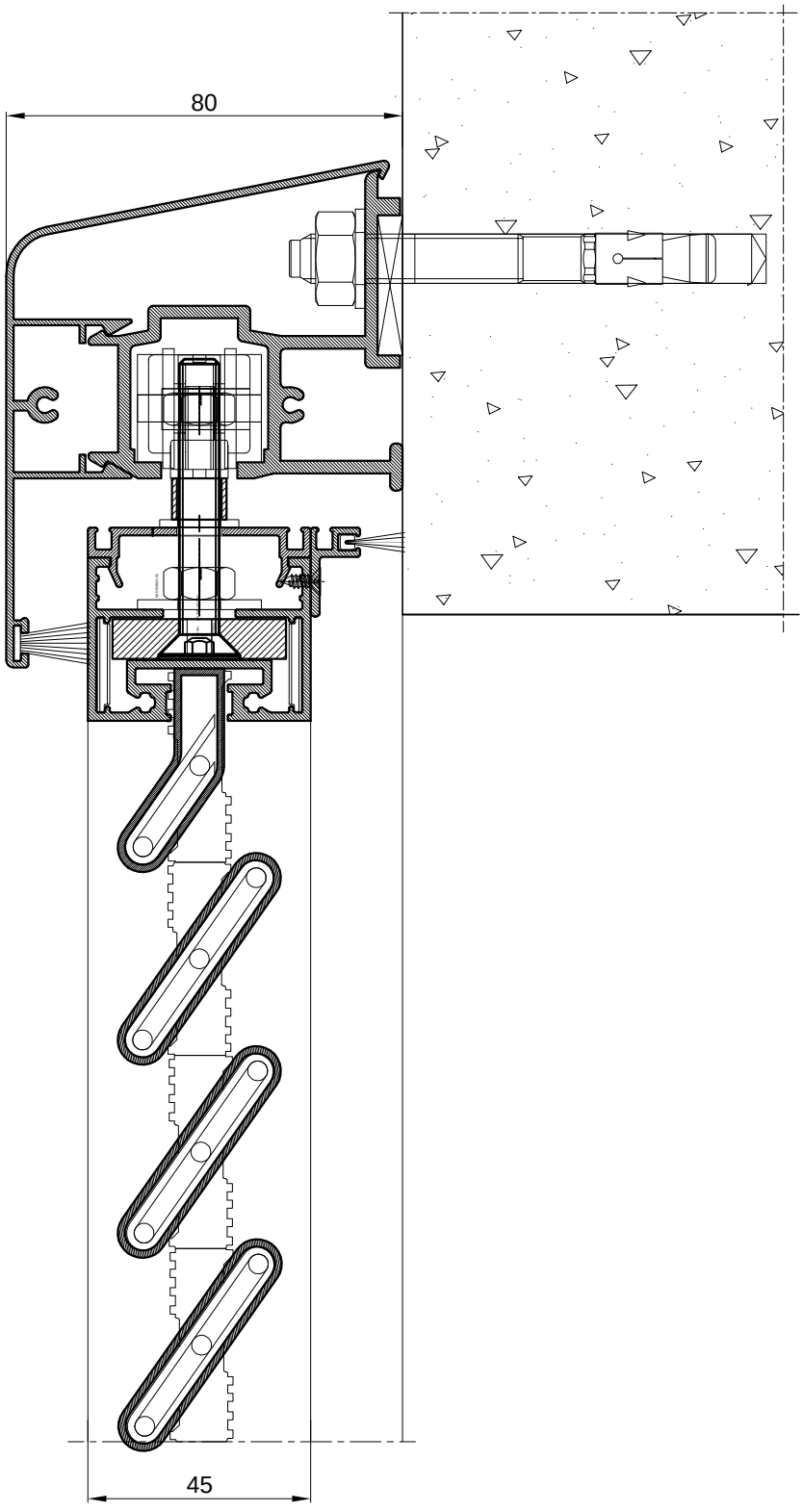
10 PRESJECI Klizna grilja 400.10.300-333

11 OBRADA I MONTAŽA Klizna grilja 400.11.300-331

12 REZNE LISTE Klizna grilja 400.12.300-309

Značajke sistema /Klizna grilja/

KLIZNE GRILJE



-Sistem profila za **Klizne grilje** namjenjen je za izradu kliznih grilja u obliku prozora i vrata.

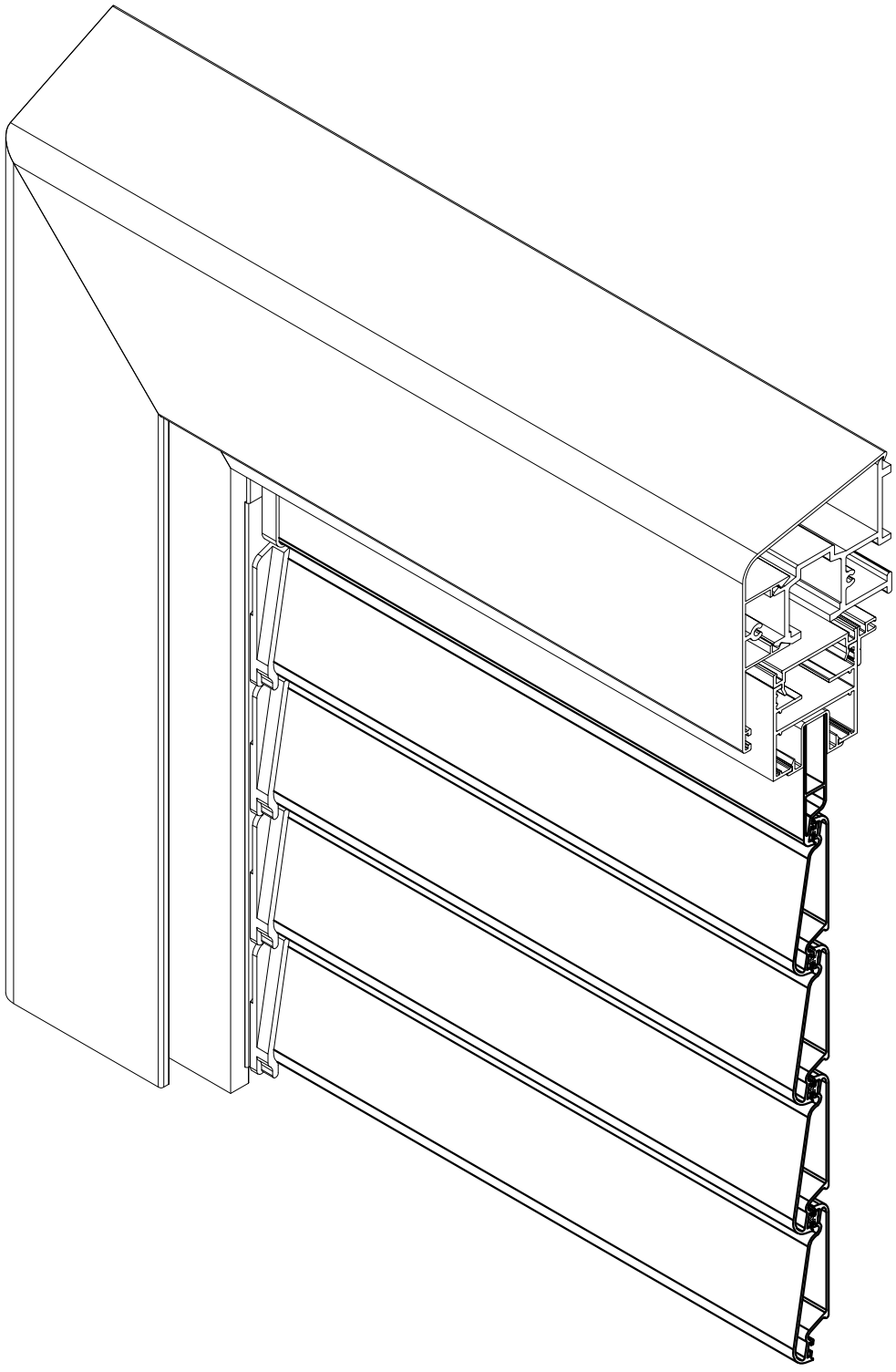
-Grilje su dugovječne, lagane, čvrste, postojane (materijal i površinska zaštita), te su otporne na vremenske i ostale utjecaje. Jednostavne su i praktične za rukovanje, čišćenje i održavanje.

-Odabir boje po izboru (u boji prema RAL karti, eloksaža te imitacija drveta).

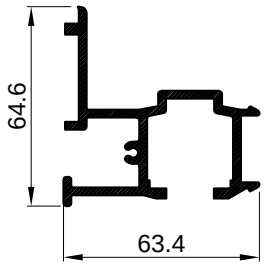
-Ispuna grilje može biti pokretna (zaokretne lamele), fiksna (fiksne lamele) i škure (puna ispuna).

-Jednostazna i dvostazna grilja

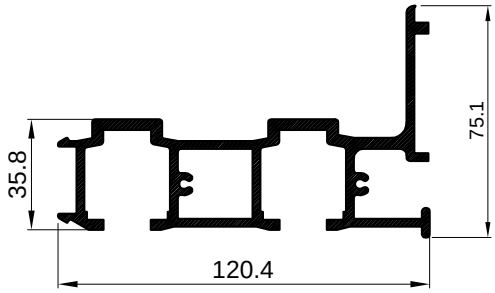
-Mogućnost ugradnje komarice



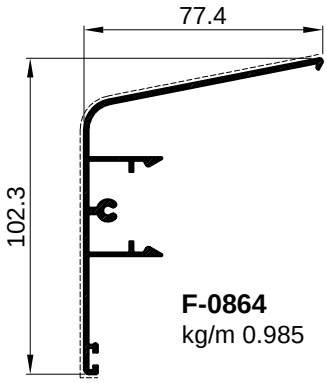
Profili
/Klizna Grilja/



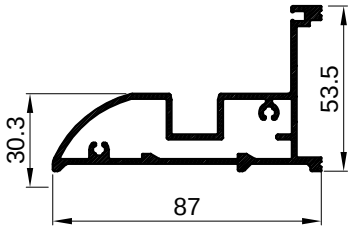
F-0863
kg/m 1.52



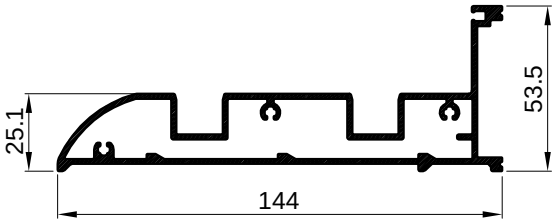
F-1513
kg/m 2.984



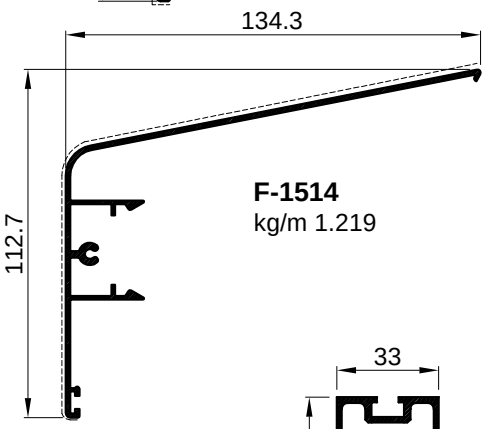
F-0864
kg/m 0.985



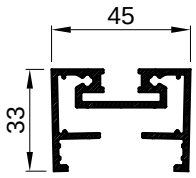
F-1515
kg/m 1.400



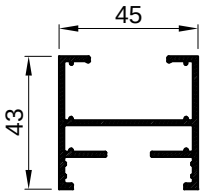
F-1516
kg/m 2.073



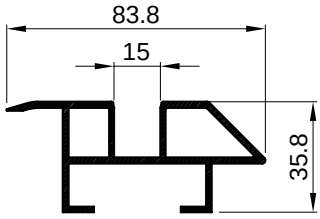
F-1514
kg/m 1.219



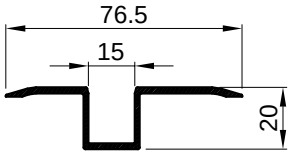
F-1465
kg/m 0.922



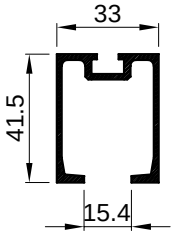
F-1510
kg/m 0.813



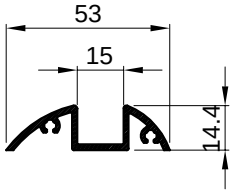
F-1066
kg/m 1.163



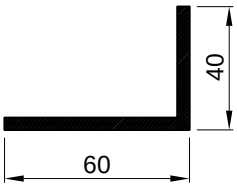
F-0985
kg/m 0.543



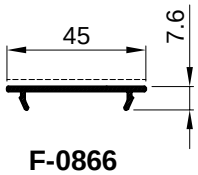
F-1456
kg/m 0.698



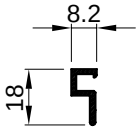
F-1067
kg/m 0.468



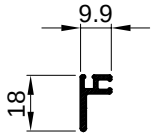
F-1171
kg/m 1.037



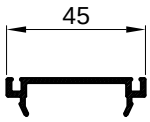
F-0866
kg/m 0.236



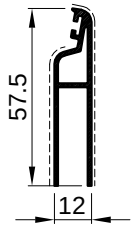
F-1526
kg/m 0.134



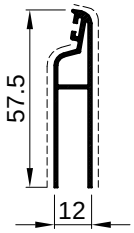
F-1512
kg/m 0.141



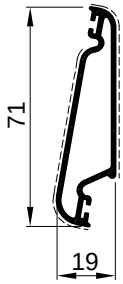
F-1511
kg/m 0.312



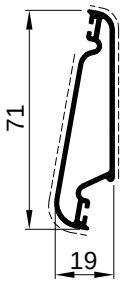
D45-075
kg/m 0.451



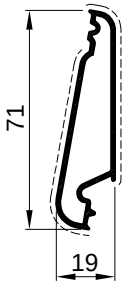
D45-075/L
kg/m 0.383



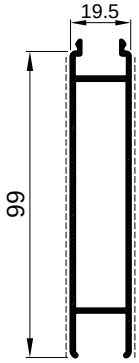
D45-074
kg/m 0.570



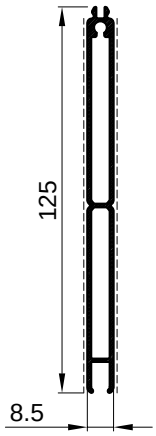
D45-074/L
kg/m 0.485



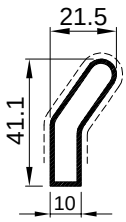
D45-081
kg/m 0.530



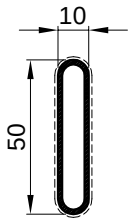
F-0681
kg/m 0.920



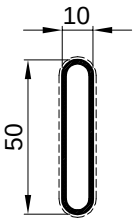
F-0714
kg/m 0.895



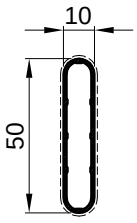
F-1705
kg/m 0.365



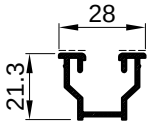
F-0187
kg/m 0.397



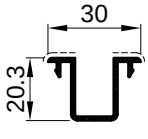
F-0187/A
kg/m 0.349



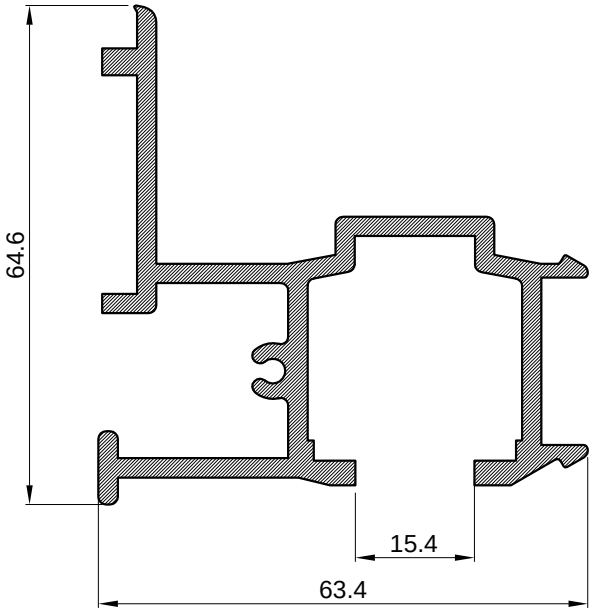
F-0187/L
kg/m 0.307



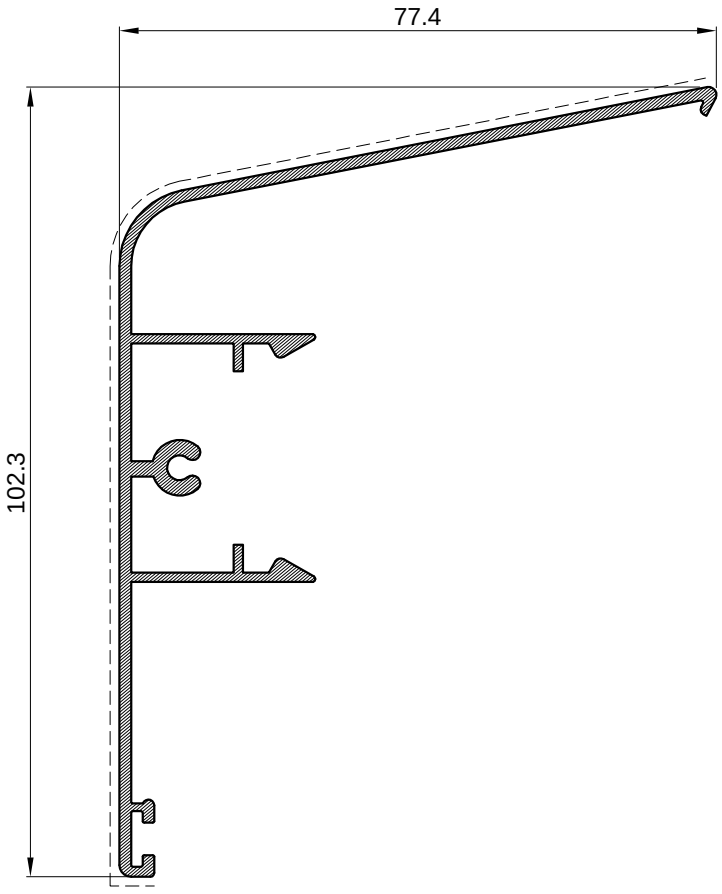
H-638
kg/m 0.294



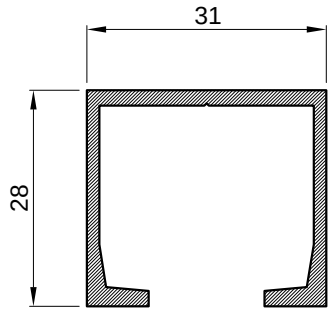
Z40-740
kg/m 0.266



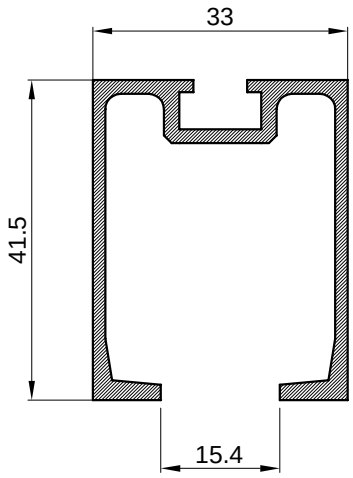
Nosač klizne grilje		
Art.-Br.	**F-0863**	
Težina	kg/m	**1.52**
Opseg	mm	446
Dužina isporuke	mm	6500



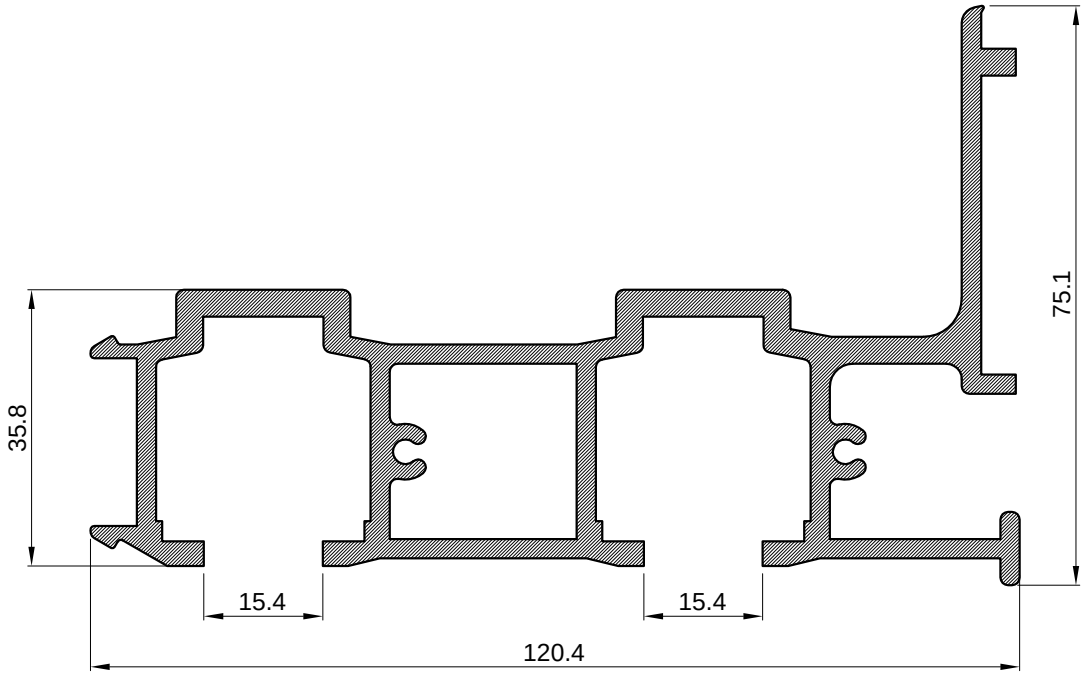
Maska nosača klizne grilje		
Art.-Br.	**F-0864**	
Težina	kg/m	**0.985**
Opseg	mm	490
Dužina isporuke	mm	6500



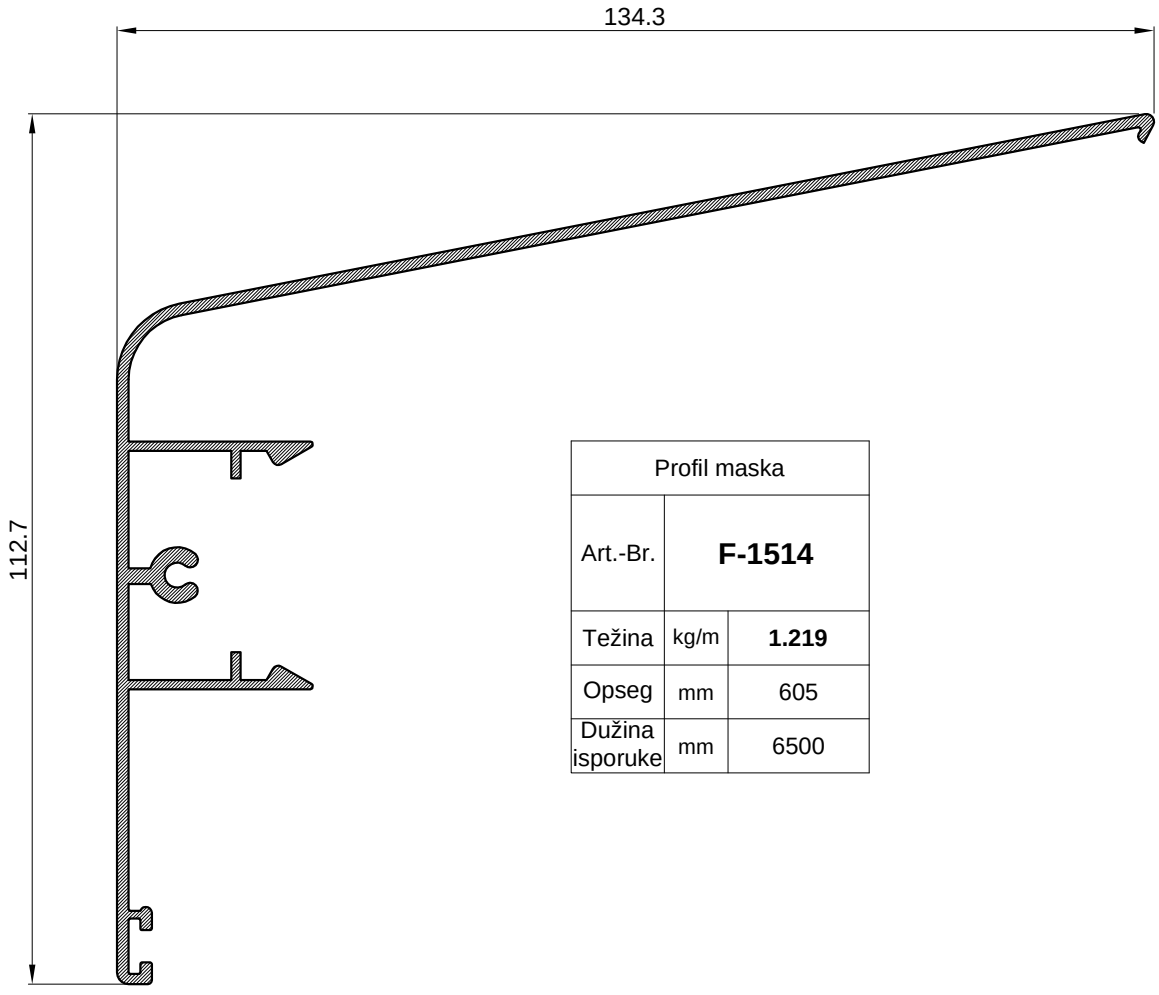
Profil vodilice		
Art.-Br.	**F-0696**	
Težina	kg/m	**0.484**
Opseg	mm	193.24
Dužina isporuke	mm	6500



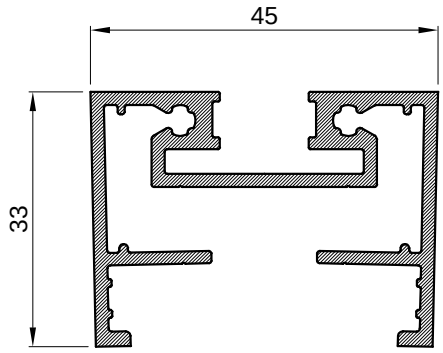
Profil vodilice		
Art.-Br.	**F-1456**	
Težina	kg/m	**0.698**
Opseg	mm	283
Dužina isporuke	mm	6500



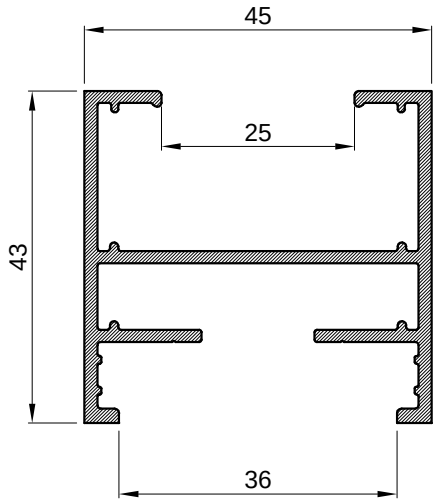
Profil vodilice		
Art.-Br.	**F-1513**	
Težina	kg/m	**2.984**
Opseg	mm	675
Dužina isporuke	mm	6500



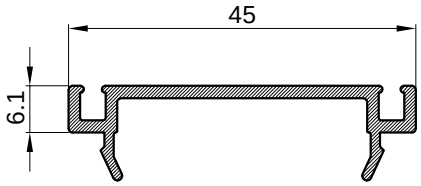
Profil maska		
Art.-Br.	**F-1514**	
Težina	kg/m	**1.219**
Opseg	mm	605
Dužina isporuke	mm	6500



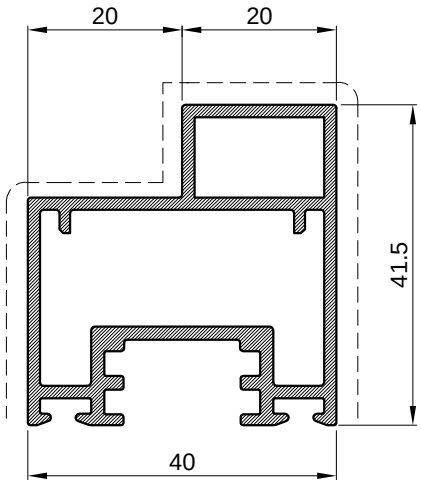
Profil krila		
Art.-Br.	**F-1465**	
Težina	kg/m	**0.922**
Opseg	mm	388
Dužina isporuke	mm	6500



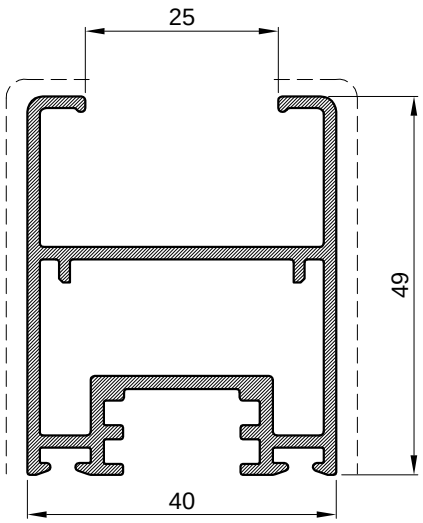
Profil krila		
Art.-Br.	**F-1510**	
Težina	kg/m	**0.813**
Opseg	mm	368
Dužina isporuke	mm	6500



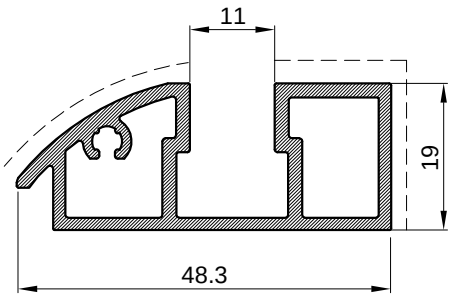
Maska-držač četkaste brtve		
Art.-Br.	**F-1511**	
Težina	kg/m	**0.312**
Opseg	mm	154
Dužina isporuke	mm	6500



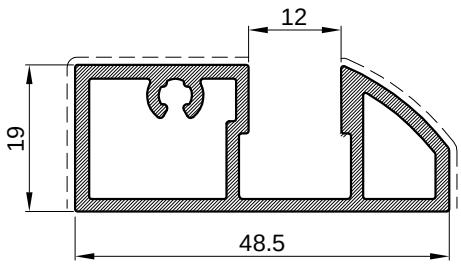
Profil krila		
Art.Br.	**F-1611**	
Težina	kg/m'	**0.964**
Opseg	mm	225.4
Moment inercije	Ix (cm4)	5.89
	Iy (cm4)	6.74
	Wx (cm3)	2.58
	Wy (cm3)	3.09
L	mm	6500



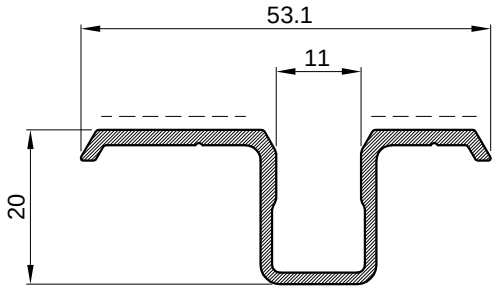
Profil krila		
Art.Br.	**F-1602**	
Težina	kg/m'	**1.003**
Opseg	mm	301.34
Moment inercije	Ix (cm4)	7.70
	Iy (cm4)	8.51
	Wx (cm3)	2.67
	Wy (cm3)	4.25
L	mm	6500



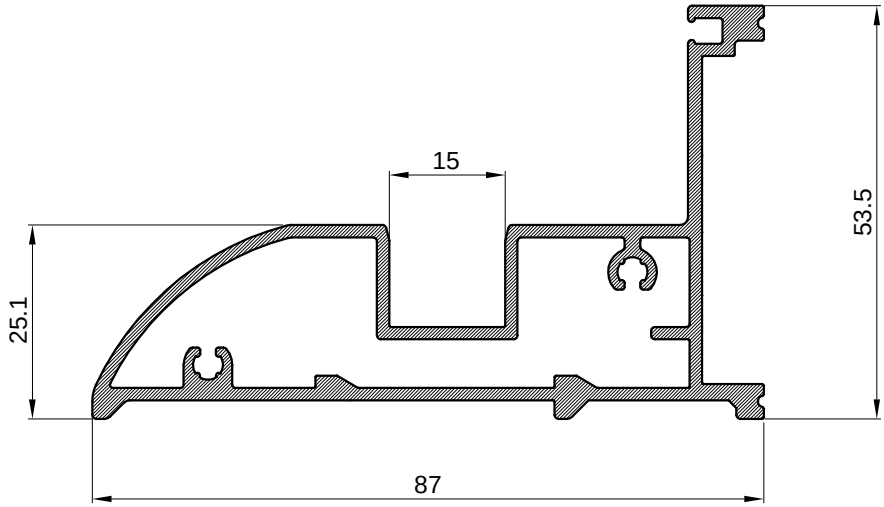
Profil praga		
Art.Br.	**F-1603**	
Težina	kg/m'	**0.695**
Opseg	mm	170.81
Moment inercije	Ix (cm4)	1.056
	Iy (cm4)	5.44
	Wx (cm3)	1.02
	Wy (cm3)	2.10
L	mm	6500



Profil praga -otvaranje vani-		
Art.Br.	**F-1612**	
Težina	kg/m'	**0.714**
Opseg	mm	166.06
Moment inercije	Ix (cm4)	1.21
	Iy (cm4)	6.17
	Wx (cm3)	1.2
	Wy (cm3)	2.42
L	mm	6500

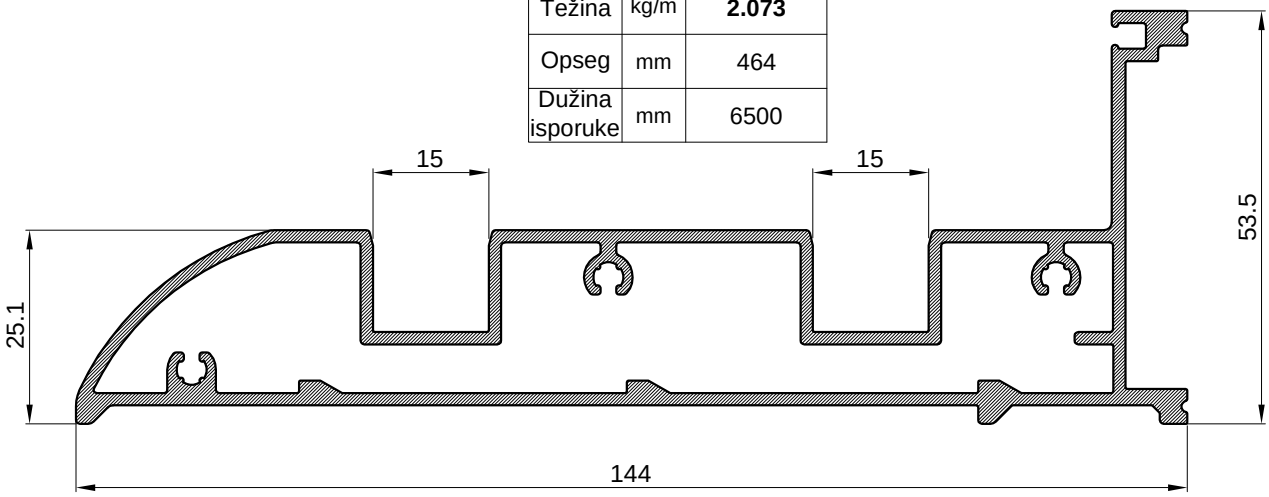


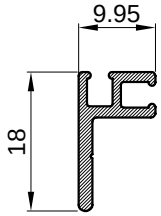
Profil praga		
Art.Br.	**F-1607**	
Težina	kg/m'	**0.432**
Opseg	mm	180.42
Moment inercije	Ix (cm4)	0.75
	Iy (cm4)	2.29
	Wx (cm3)	0.56
	Wy (cm3)	1.04
L	mm	6500



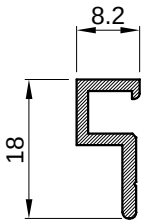
Profil praga		
Art.-Br.	**F-1515**	
Težina	kg/m	**1.400**
Opseg	mm	325
Dužina isporuke	mm	6500

Profil praga		
Art.-Br.	**F-1516**	
Težina	kg/m	**2.073**
Opseg	mm	464
Dužina isporuke	mm	6500

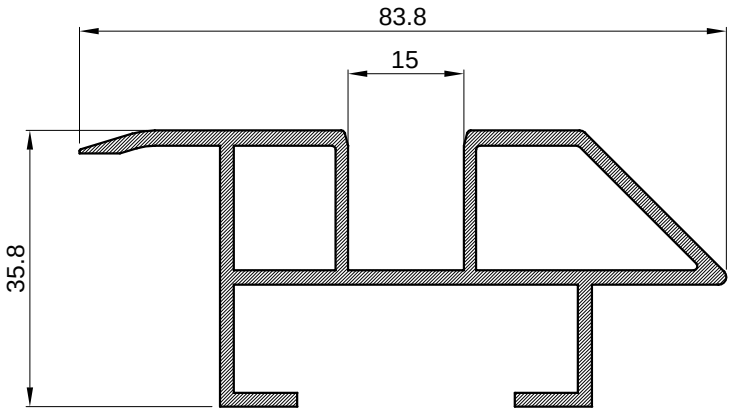




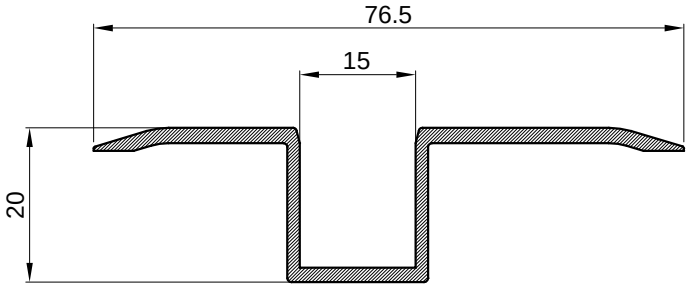
Držač četkaste brtve		
Art.-Br.	**F-1512**	
Težina	kg/m	**0.141**
Opseg	mm	74
Dužina isporuke	mm	6500



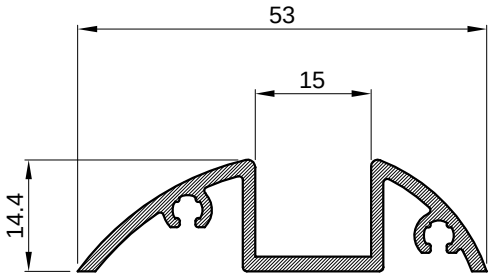
Držač mreže komarice		
Art.-Br.	**F-1526**	
Težina	kg/m	**0.134**
Opseg	mm	66
Dužina isporuke	mm	6500



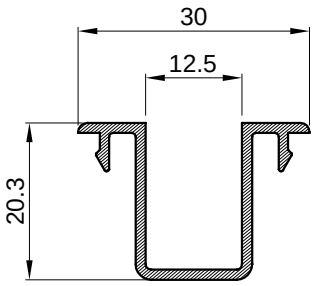
Profil praga		
Art.-Br.	**F-1066**	
Težina	kg/m	**1.163**
Opseg	mm	326
Dužina isporuke	mm	6500



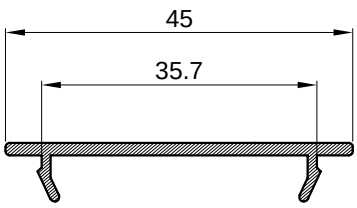
Profil praga		
Art.-Br.	**F-0985**	
Težina	kg/m	**0.543**
Opseg	mm	225
Dužina isporuke	mm	6500



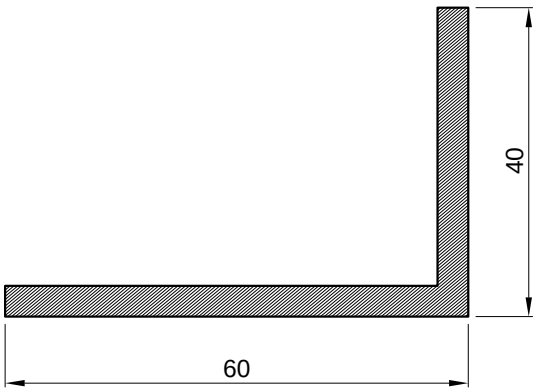
Profil praga		
Art.-Br.	**F-1067**	
Težina	kg/m	**0.468**
Opseg	mm	207
Dužina isporuke	mm	6500



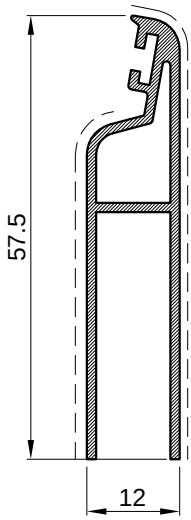
Uvodni profil kod pokretnih grilja		
Art.-Br.	**Z40-740**	
Težina	kg/m	**0.266**
Opseg	mm	154
Dužina isporuke	mm	6500



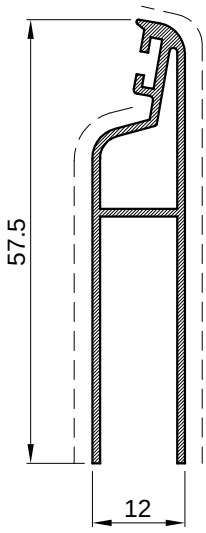
Profil lajsna		
Art.-Br.	**F-0866**	
Težina	kg/m	**0.236**
Opseg	mm	117
Dužina isporuke	mm	6500



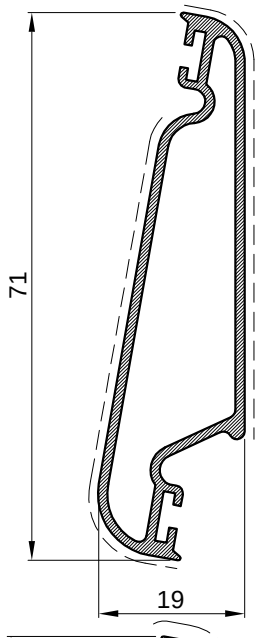
Profil		
Art.-Br.	**F-1171**	
Težina	kg/m	**1.037**
Opseg	mm	200
Dužina isporuke	mm	6500



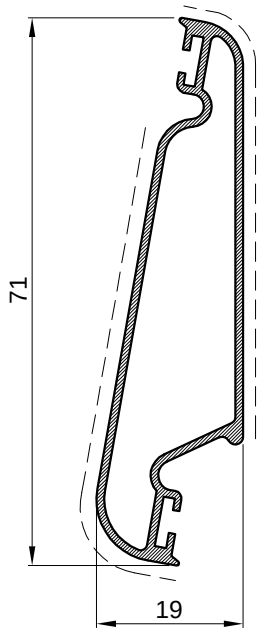
Početni profil ispune		
Art.-Br.	**D45-075**	
Težina	kg/m	**0.451**
Opseg	mm	215
Dužina isporuke	mm	6500



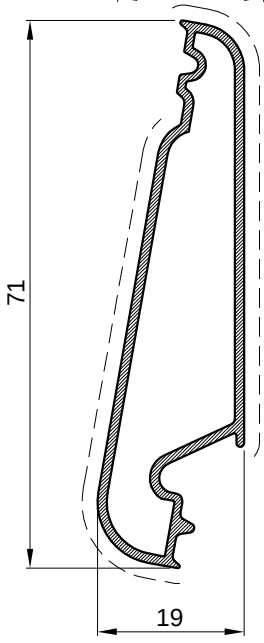
Početni profil ispune		
Art.-Br.	**D45-075/L**	
Težina	kg/m	**0.383**
Opseg	mm	214
Dužina isporuke	mm	6500



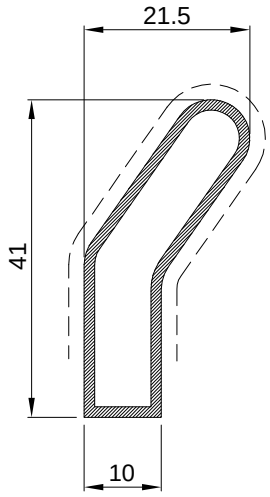
Profil ispune		
Art.-Br.	**D45-074**	
Težina	kg/m	**0.570**
Opseg	mm	195
Dužina isporuke	mm	6500



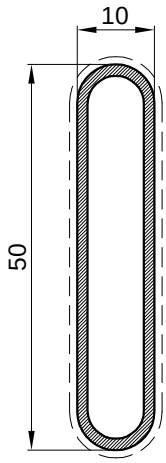
Profil ispune		
Art.-Br.	**D45-074/L**	
Težina	kg/m	**0.485**
Opseg	mm	195
Dužina isporuke	mm	6500



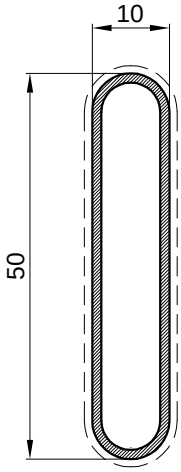
Profil ispune		
Art.-Br.	**D45-081**	
Težina	kg/m	**0.530**
Opseg	mm	174
Dužina isporuke	mm	6500



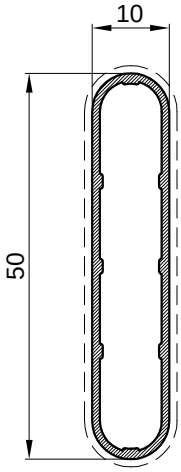
Profil ispune		
Art.-Br.	**F-1705**	
Težina	kg/m	**0.365**
Opseg	mm	105
Dužina isporuke	mm	6500



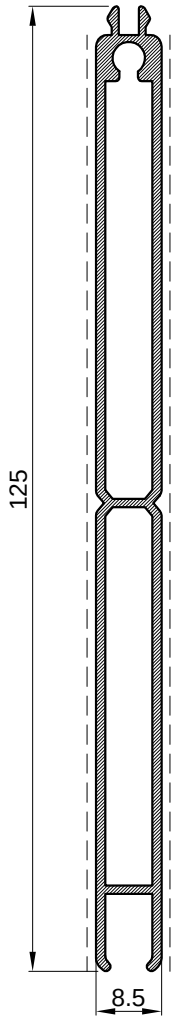
Profil ispune		
Art.-Br.	**F-0187**	
Težina	kg/m	**0.397**
Opseg	mm	111
Dužina isporuke	mm	6500



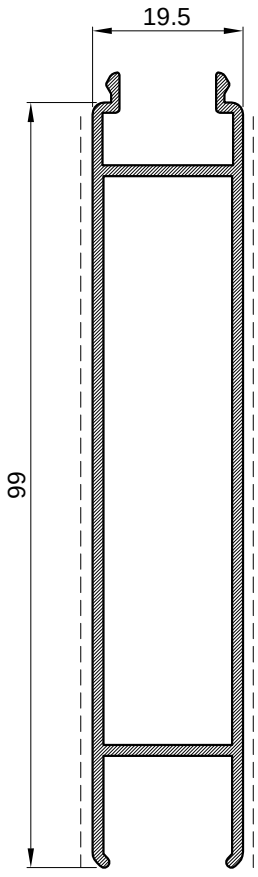
Profil ispune		
Art.-Br.	**F-0187/A**	
Težina	kg/m	**0.349**
Opseg	mm	111
Dužina isporuke	mm	6500



Profil ispune		
Art.-Br.	**F-0187/L**	
Težina	kg/m	**0.307**
Opseg	mm	111
Dužina isporuke	mm	6500

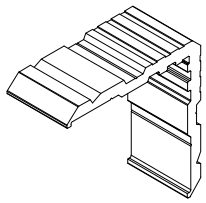
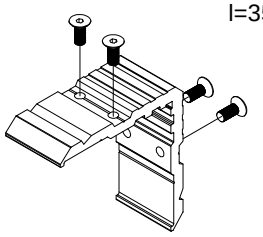
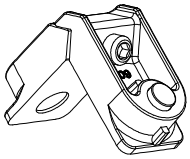
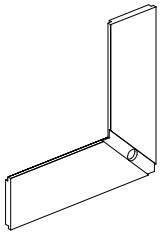
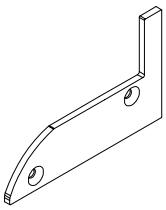
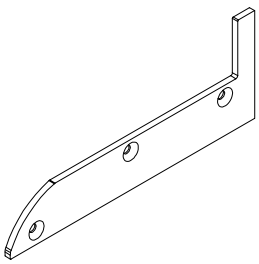


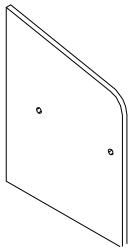
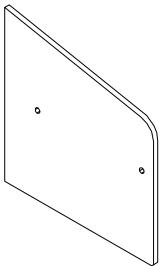
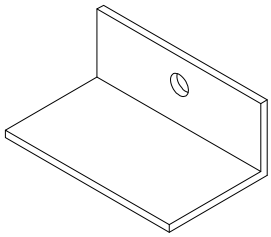
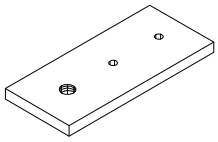
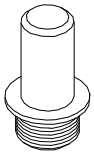
Profil ispune		
Art.-Br.	**F-0714**	
Težina	kg/m	**0.895**
Opseg	mm	294
Dužina isporuke	mm	6500



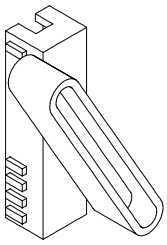
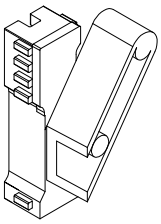
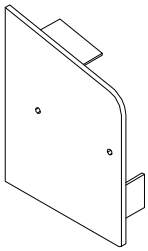
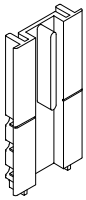
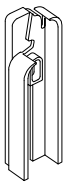
Profil ispune		
Art.-Br.	**F-0681**	
Težina	kg/m	**0.920**
Opseg	mm	304
Dužina isporuke	mm	6500

Vezni elementi
/Klizna grilja/

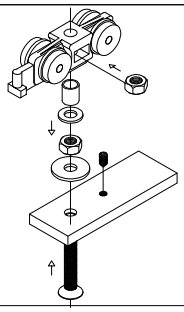
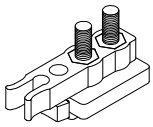
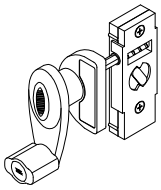
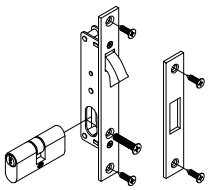
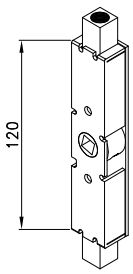
CODE	Izgled-presjek	Opis	Materijal	Nap.
710.501	l=35.6mm 	-Kutna spojnica krila klizne grilje Za profile: F-1465, F-1510	Al.	
710.502	l=35.6mm  M5x10 ISO 7380	-Kutna spojnica krila klizne grilje Za profile: F-1465,	Al.	
730.008		-Kutna spojnica prozora-za komoru 29x15.1 -Za profile: F-1602 -Stara oznaka: 0409	Al.	
730.017		-Kutna spojnica u krilu za vanjsko spajanje	Zamak #3	
391.098		-Bočni čep profila pratilice sa jednom stazom	Al.	PAR
391.099		-Bočni čep profila pratilice sa dvije staze	Al.	PAR

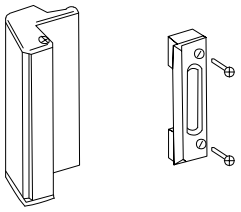
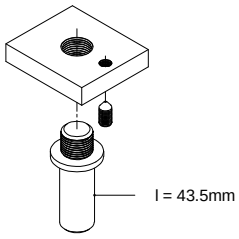
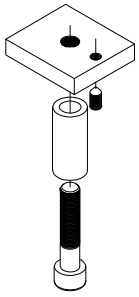
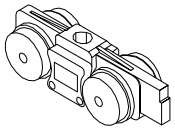
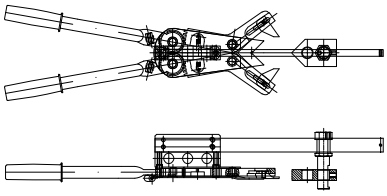
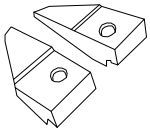
CODE	Izgled-presjek	Opis	Materijal	Nap.
391.100		-Bočni čep profila vodilice sa jednom stazom	Al.	PAR
391.101		-Bočni čep profila vodilice sa dvije staze	Al.	PAR
521.220		Nosač profila pratilice klizne grilje	Al.	
391.020		- Nosiva ploča - Stara oznaka: NP-G-01	Al.	TipB
391.021		- Donji usmjerivač krila - Stara oznaka: UK-G-01	PVC	TipB

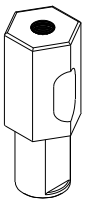
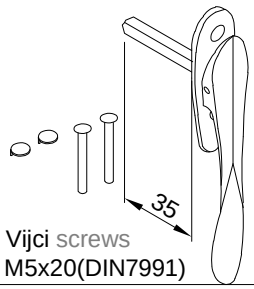
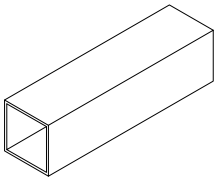
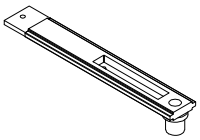
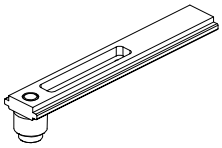
PVC elementi
/Klizna grilja/

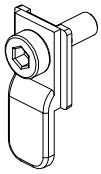
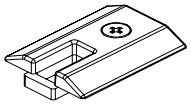
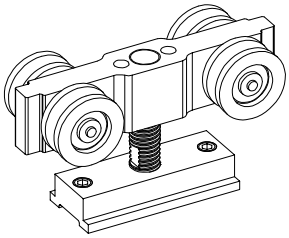
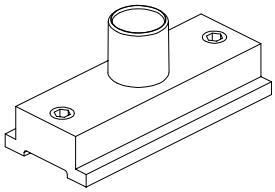
CODE	Izgled-presjek	Opis	Materijal	Nap.
373.005		-Umetak za grilju sa fiksnim lamelama -prihvaća profil lamele F-0187; -Stara oznaka: 2101-PR	PVC	L+D
373.005.99		-Početni i završni umetak za fiksnu grilju -prihvaća profil lamele F-1705		L+D
374.035		-Bočni čep profila maske vodilice -Stara oznaka: 1381-PVC (BC-KG-01) -PAR	PVC	TipB
370.064		-Umetak za mehanizma (utor 25mm), za početnu i završnu lamelu kod grilje sa pokretnim lamelama. - B.B.C. Italija	PVC	
370.065		-Umetak za početnu i završnu lamelu kod grilje sa pokretnim lamelama. - B.B.C. Italija	PVC	PAR

Mehanizmi
/Klizna grilja/

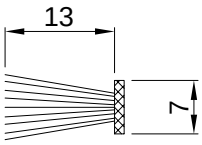
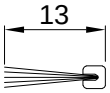
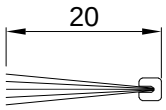
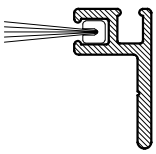
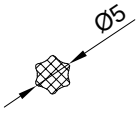
CODE	Izgled-presjek	Opis	Materijal	Nap.
141.009		-Točkići sa nosivom pločicom za klizne grilje		
147.001		-Graničnik i prihvatnik krila sa ublaživačem udara -Stara oznaka: 1380		
140.040.01 03		Element za pokretnu grilju-lijevi i desni *-umeće se u profil krila grilje* *-prihvaća lamele D45-074* -stara oznaka SP-X za lamele D45-074 -Boje 01- bijela; 03- crna Mehanizam za utor 25 mm		
140.073.01 03		-Mehanizam sa ručicom za okretanje lamela -Stara oznaka: BBC ROLY -Boje: 01- bijela; 03- crna Za mehanizam 25 mm		
120.012		- Brava za krilo klizne grilje - MG Italija: "908142002"		
120.016		-Brava za krilo Klizne grilje Feal		

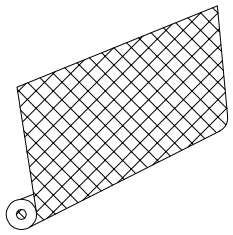
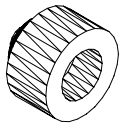
CODE	Izgled-presjek	Opis	Materijal	Nap.
105.001		- Rukohvat za pogon krila - Stara oznaka 3172		
141.010		-Usmjerivač krila klizne grilje		
141.018		- Usmjerivač krila klizne grilje sa vijkom M8x40 DIN 912 *Opcija korištenja		
147.000		- Kotačići za klizne grilje - Stara oznaka: 1379		
210.001		-Kliješta za kutne spojnice -Stara oznaka: kliješta -83064		
210.002		-Noževi za kliješta kutnih spojnica -Stara oznaka: noževi		

CODE	Izgled-presjek	Opis	Materijal	Nap.
210.005		-Dodatna pokretna osovina kliješta za spajanja kutnika na utiskivanje.		
105.009	 Vijci screws M5x20(DIN7991)	-Ručica za bravu -Oznaka proizvođača:Giesse 0249201 (firkant L=35 mm)		
140.084		-Adapter 7/8mm -Proizvođač: Hoppe -Izvorna oznaka:L22679		
140.076		-Pratilica za parna krila 11 mm -Izvorna oznaka: A83635.5		
140.083		-Pratilica za parna krila 15 mm -Izvorna oznaka: A83635.6		
107.006.01 02 03		-Ručka -Izvorna oznaka: 6027.7		

CODE	Izgled-presjek	Opis	Materijal	Nap.
140.079		-Zapinjač -Izvorna oznaka: 4032.68		
140.080		-Umetak izmedu klizača i ručke -Izvorna oznaka: 6427.1		
140.085		- Prihvatnik zapinjača za žlijeb 15mm - Izvorna oznaka:A93638.2		
140.106		-Kolica -Izvorna oznaka: 93635.2 -Proizvođač: Master -Izvorni crtež u mjerilu nalazi se na mreži		
140.107		-Pratilica (donja vodilica) -Izvorna oznaka: 83635.3 -Proizvođač: Master -Izvorni crtež u mjerilu nalazi se na mreži		

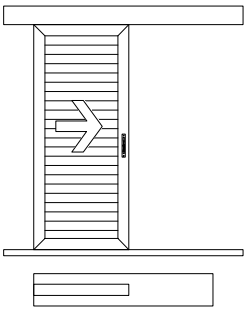
Brtvila
/Klizna grilja/

CODE	Izgled-presjek	Opis	Materijal	Nap.
348.010		-Brtva na spoju lamela -Oznaka proizvođača: 01104 (Complastex)	Koekstruzija PVC	
347.005		-Četkasta brtva 7x13 -Stara oznaka PB*HFC	PP	
347.008		-Četkasta brtva (13 mm)		
347.010		-Četkasta brtva (20 mm)		
F-1512		-Držač četkaste brtve 347.008; 347.010; L=..... mm	Al	
340.048		-Brtva - držač mreže komarice -Stara oznaka 00600/55		

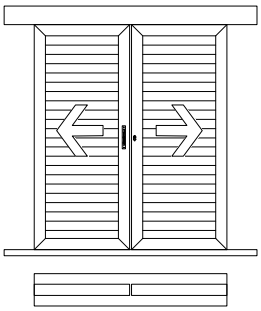
CODE	Izgled-presjek	Opis	Materijal	Nap.
340.047		Mreža komarice	PVC	
345.005		- Odbojnik - Stara oznaka OK-120-02-A	ELASTRON G	
347.006		- Četkasta brtva		

Presjeci
/Klizna grilja/

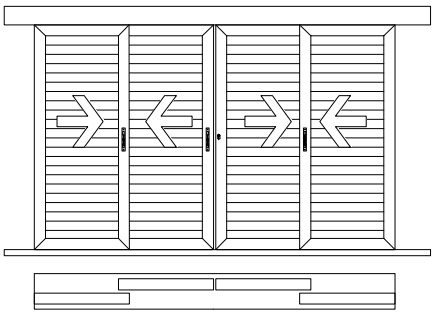
TIPOLOGIJA




Jednokrilna na jednoj stazi



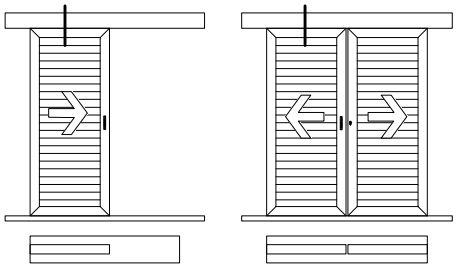
Dvokrilna na jednoj stazi



Četverokrilna na dvije staze

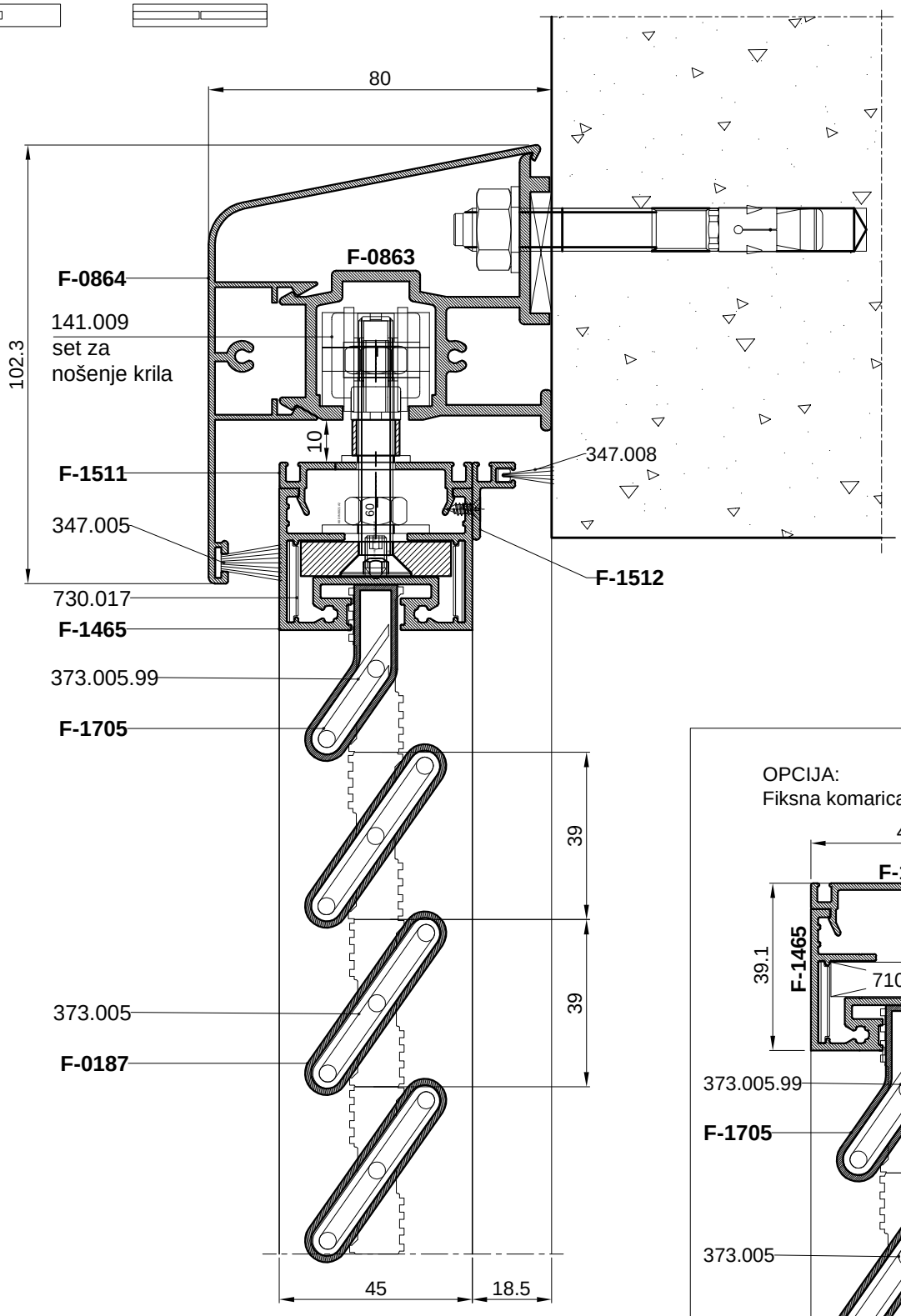


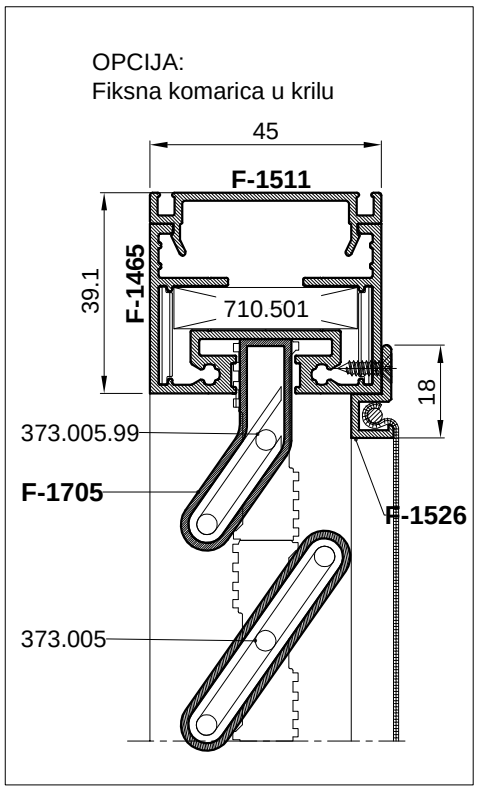
Dvokrilna na dvije staze

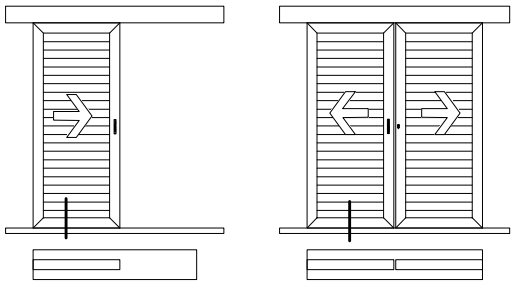


Klizna grilja-TipA

- Klizna grilja sa jednom stazom
- Fiksna ispuna u krilu
- Opcija: Fiksna komarica u krilu

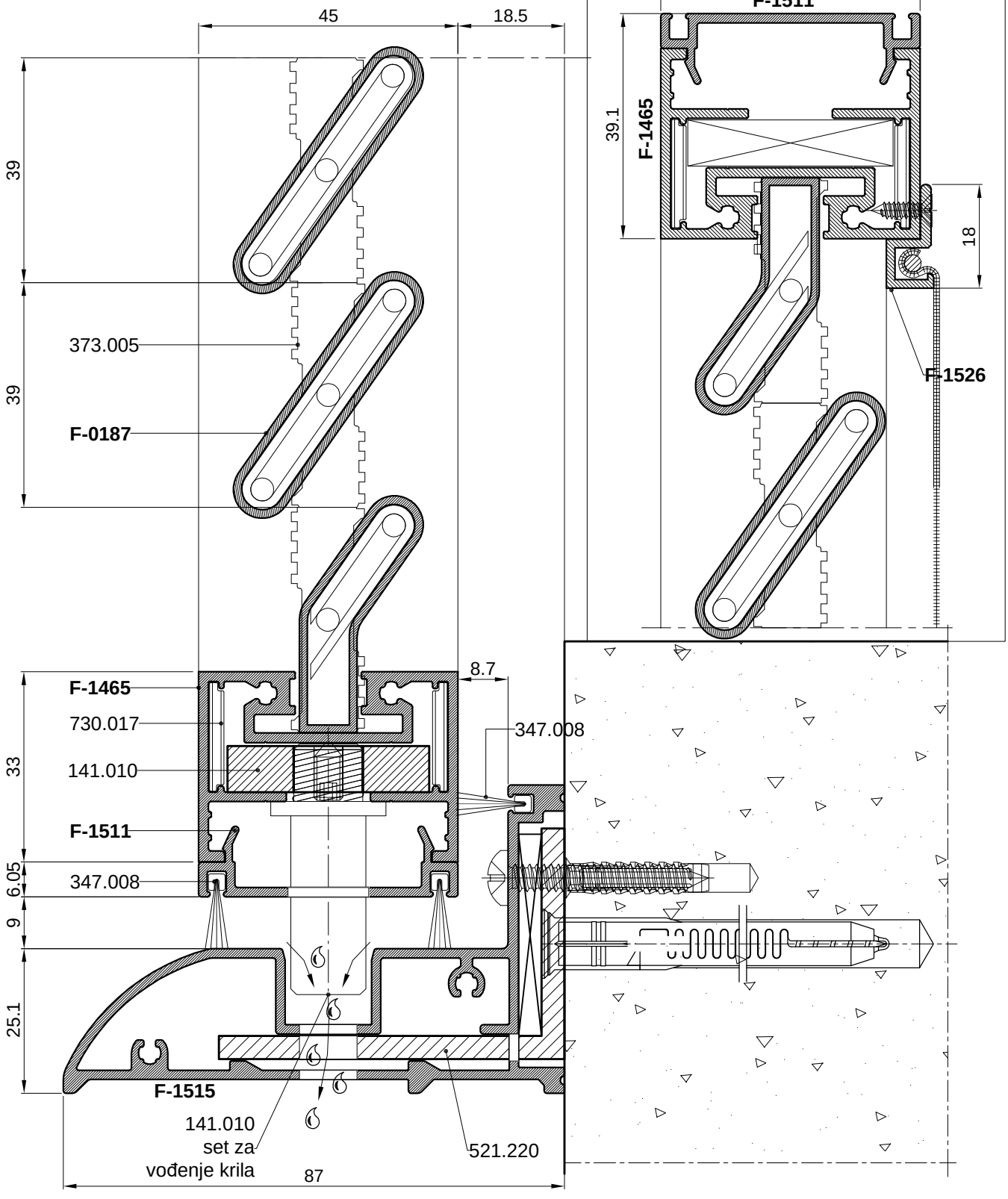


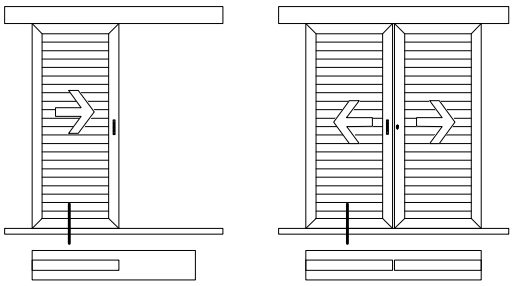




Klizna grilja-TipA

- Klizna grilja sa jednom stazom
- Fiksna ispuna u krilu
- Opcija: Fiksna komarica u krilu

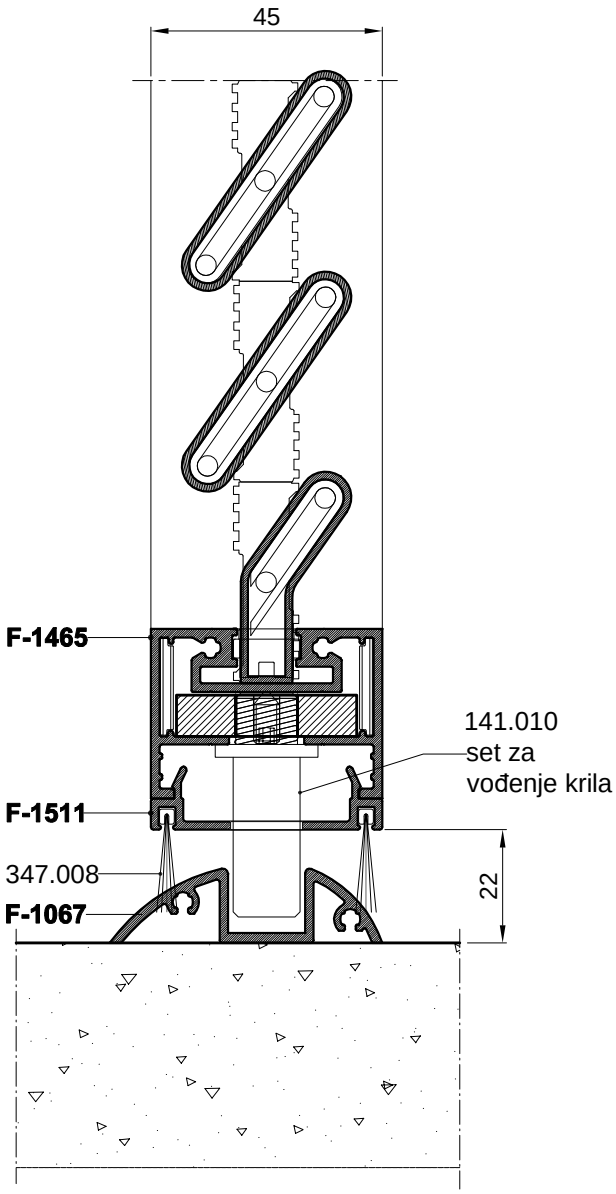


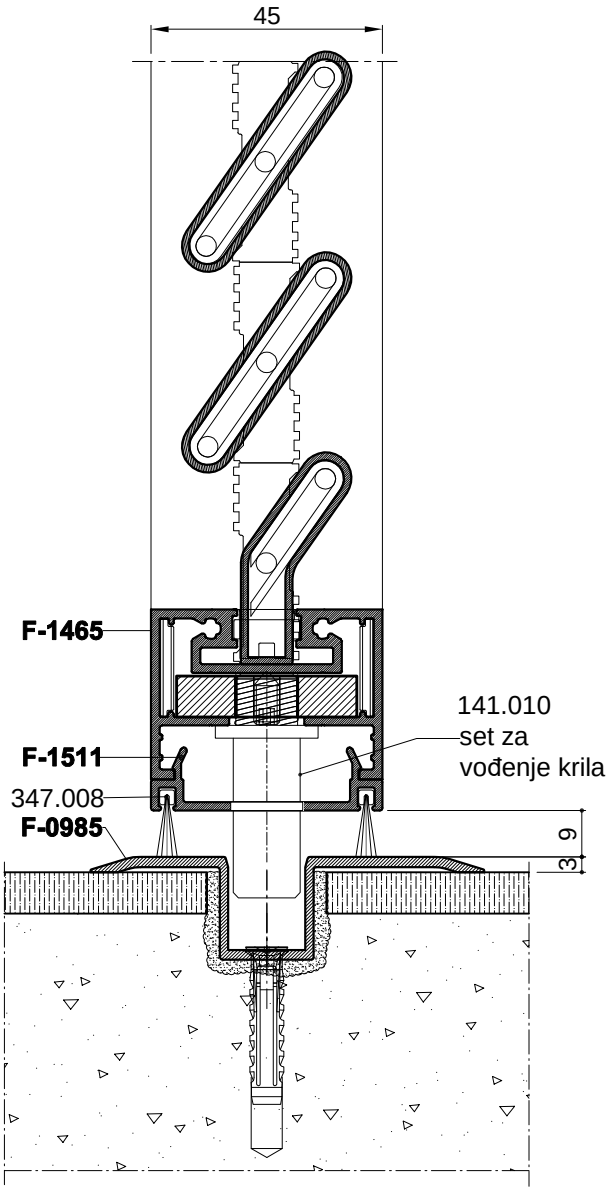


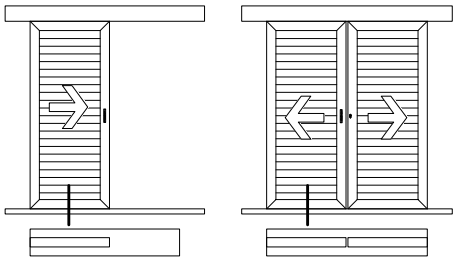
OPCIJE SA PROFILOM VODILICE

Klizna grilja-TipA

- Klizna grilja sa jednom stazom
- Fiksna ispuna u krilu
- Opcija: Fiksna komarica u krilu
- Mogućnost ukopavajućeg praga



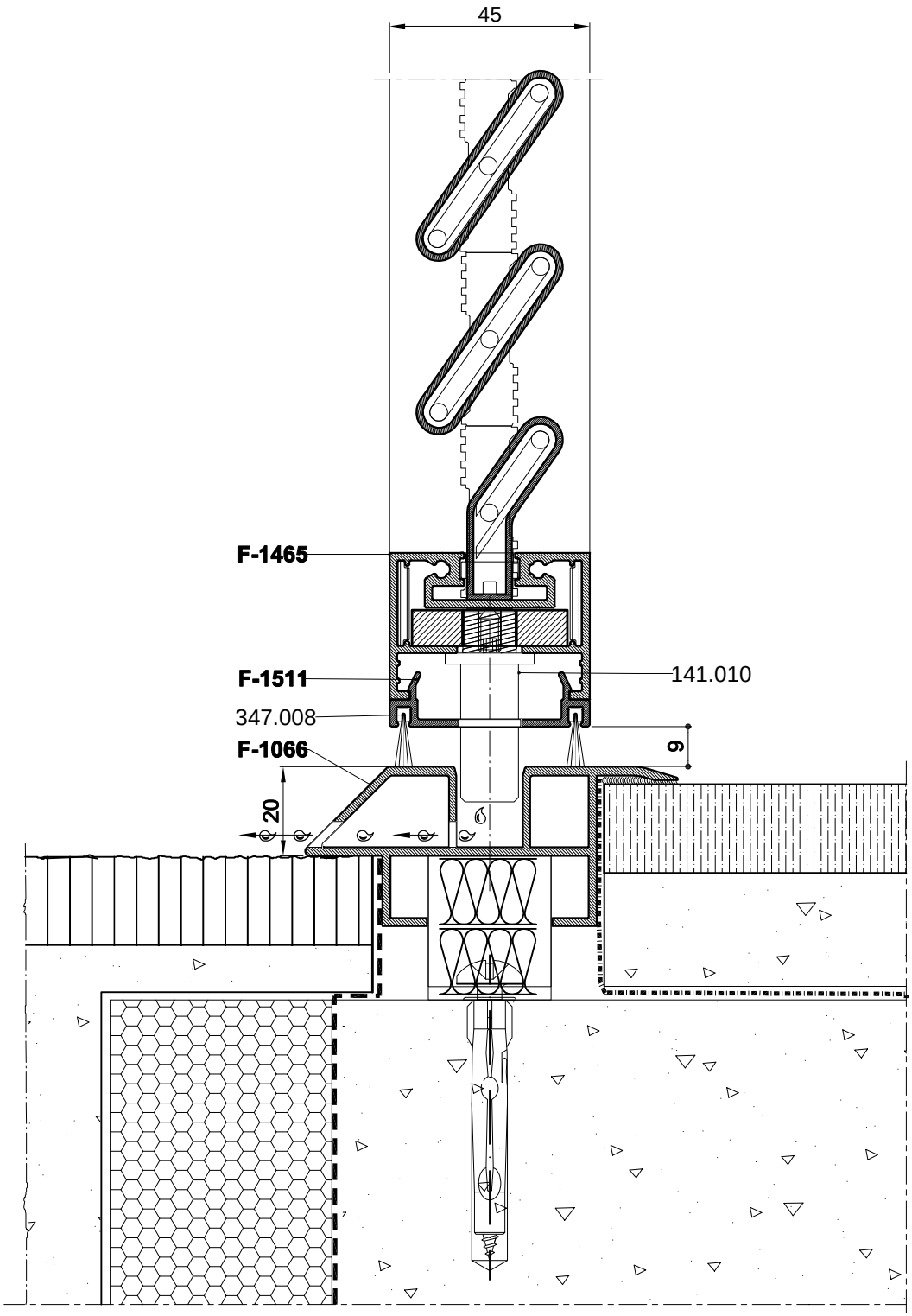




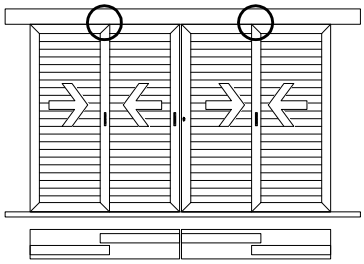
OPCIJE SA PROFILOM VODILICE

Klizna grilja-TipA

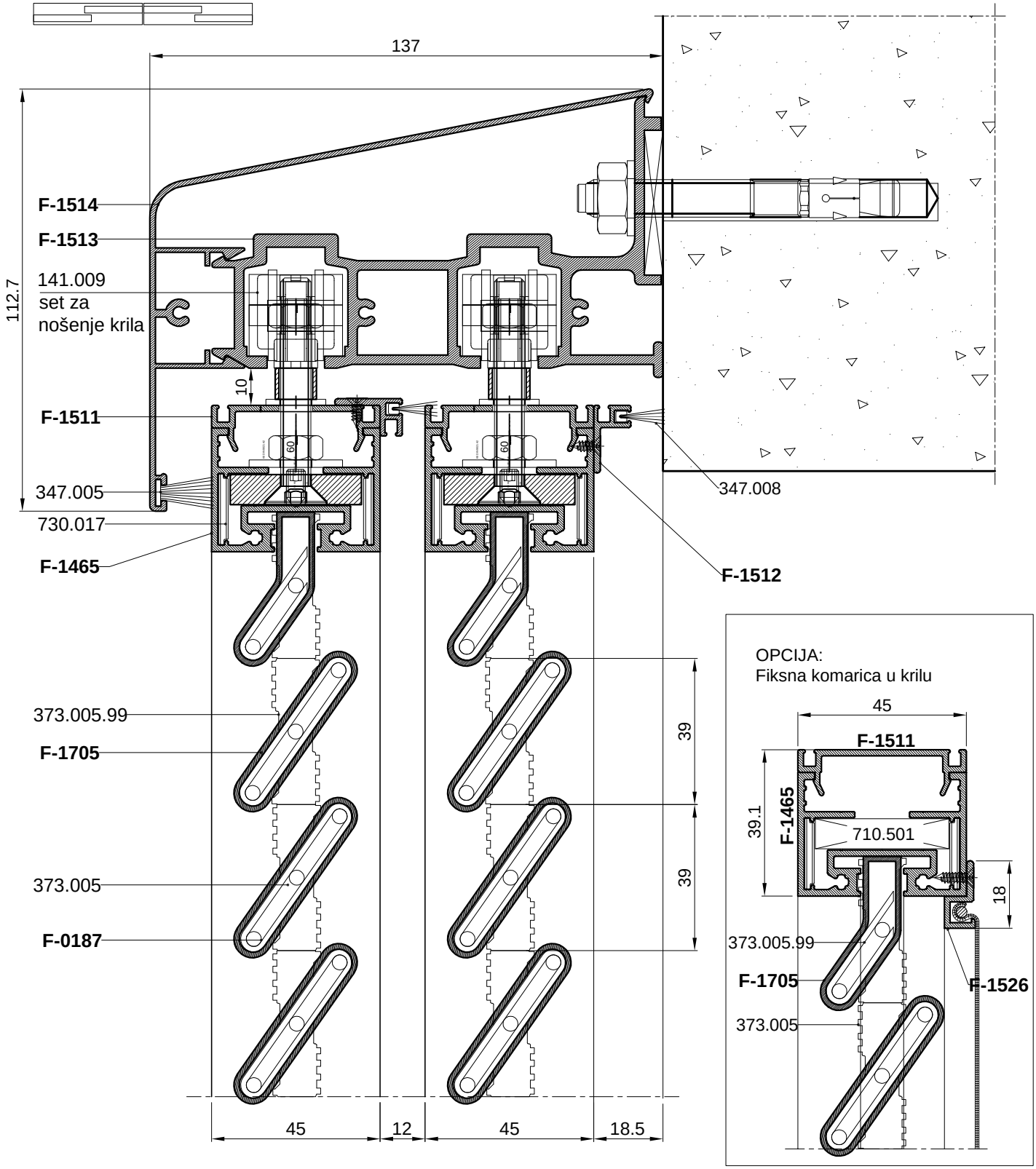
- Klizna grilja sa jednom stazom
- Fiksna ispuna u krilu
- Opcija: Fiksna komarica u krilu
- Mogućnost ukopavajućeg praga

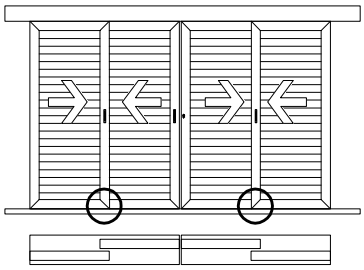


Klizna grilja-Tip A



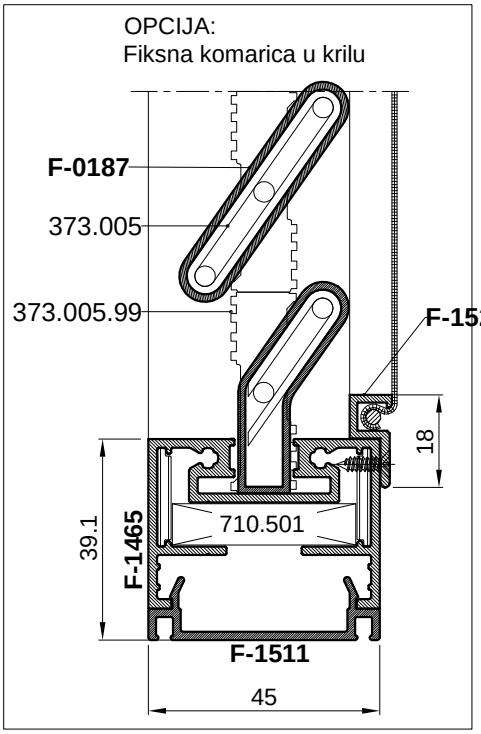
- Klizna grilja sa dvije staze
- Fiksna ispuna u krilu
- Opcija: Fiksna komarica u krilu

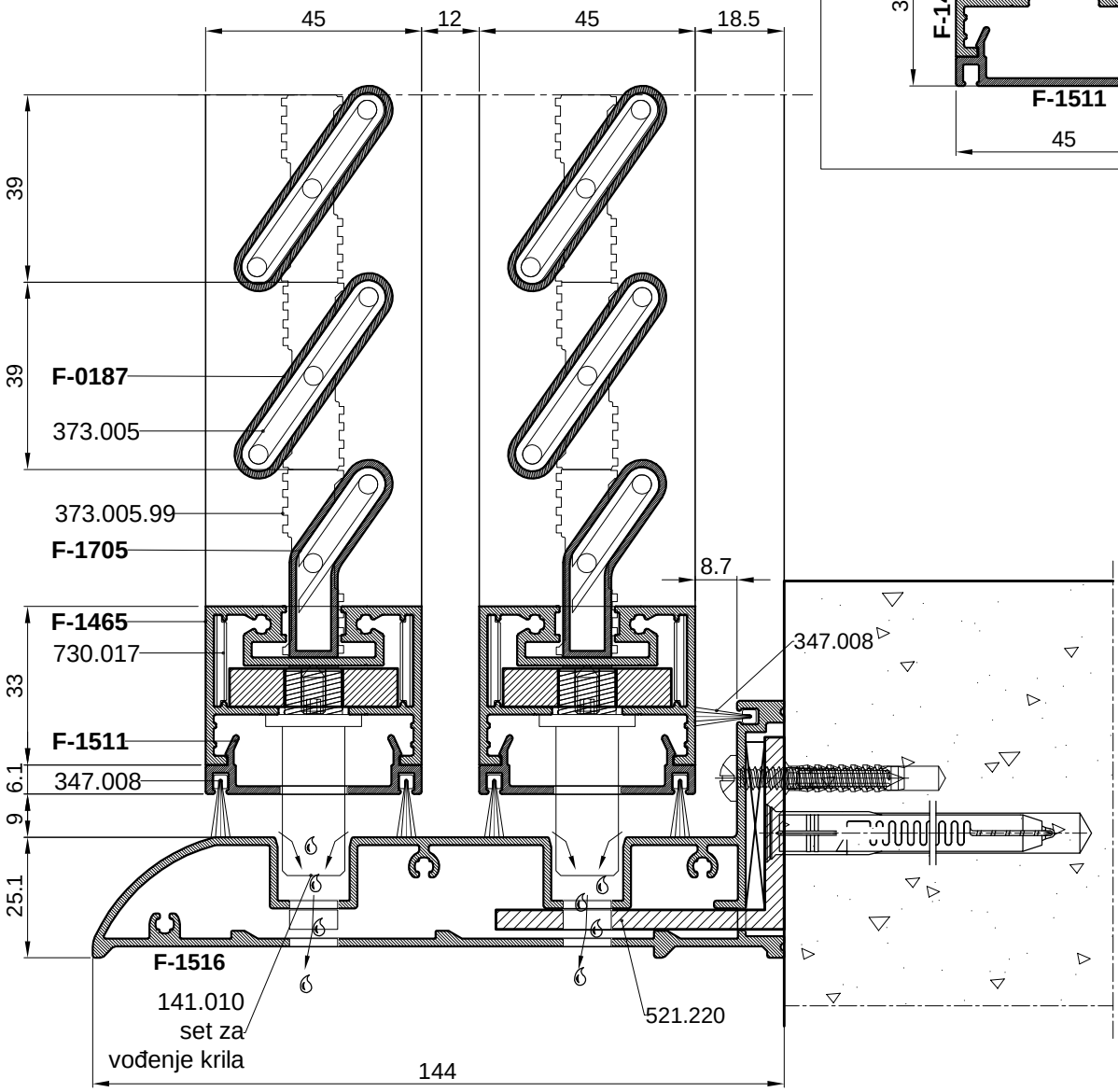


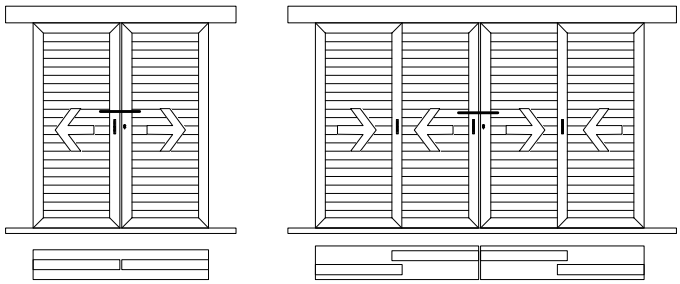


Klizna grilja-TipA

- Klizna grilja sa dvije staze
- Fiksna ispuna u krilu
- Opcija: Fiksna komarica u krilu



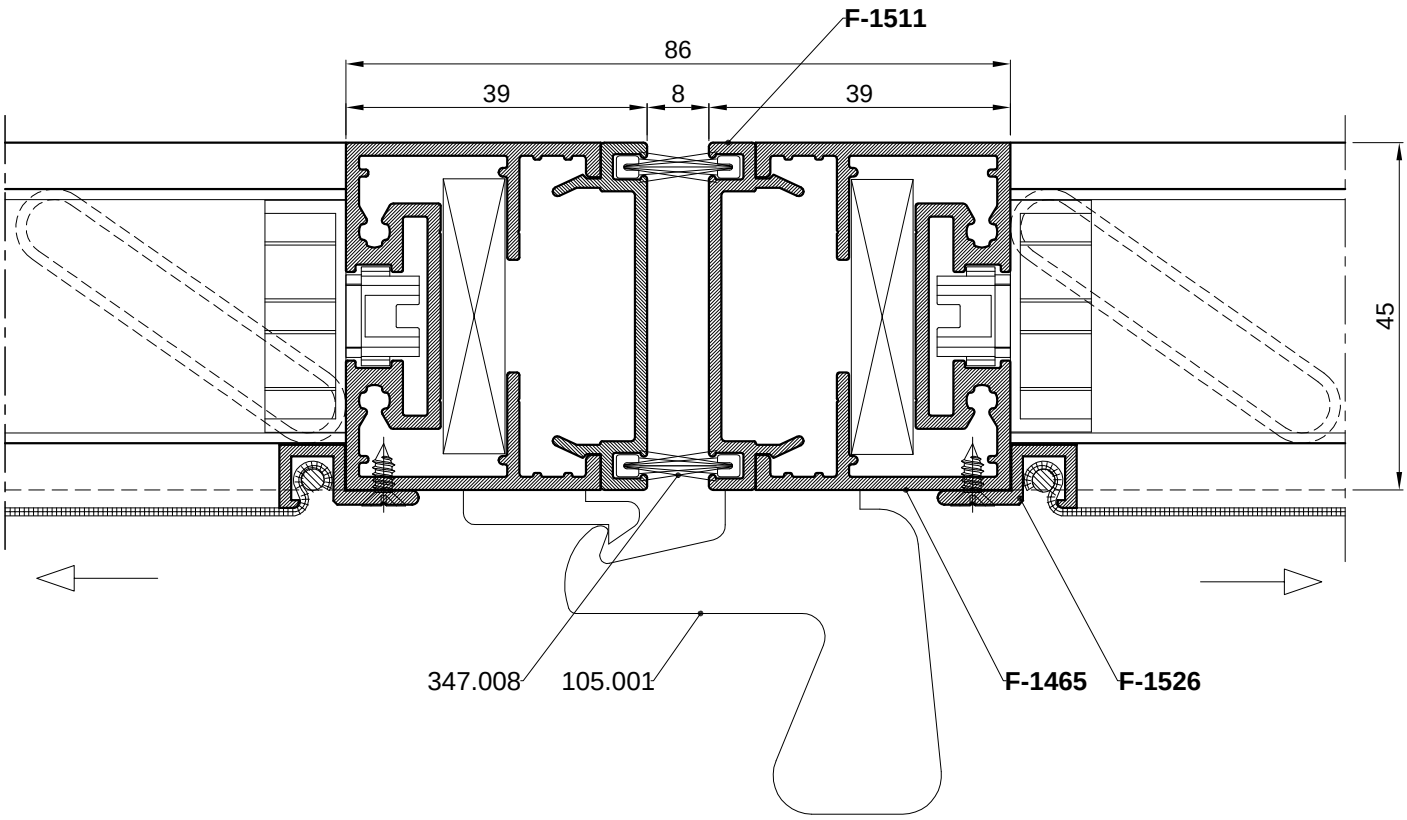


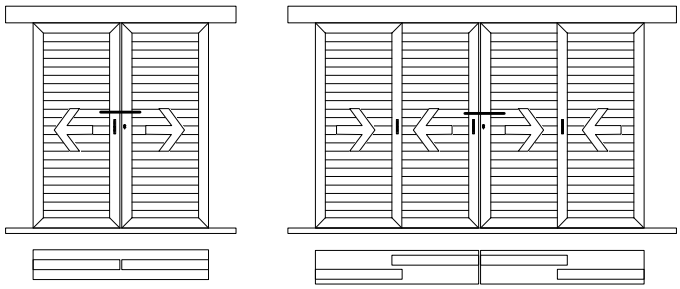


Klizna grilja-TipA

KLJUČANJE KLIZNE GRILJE NA SUDARU KRILA

- zatvaranje krila (papuča) art.105.001

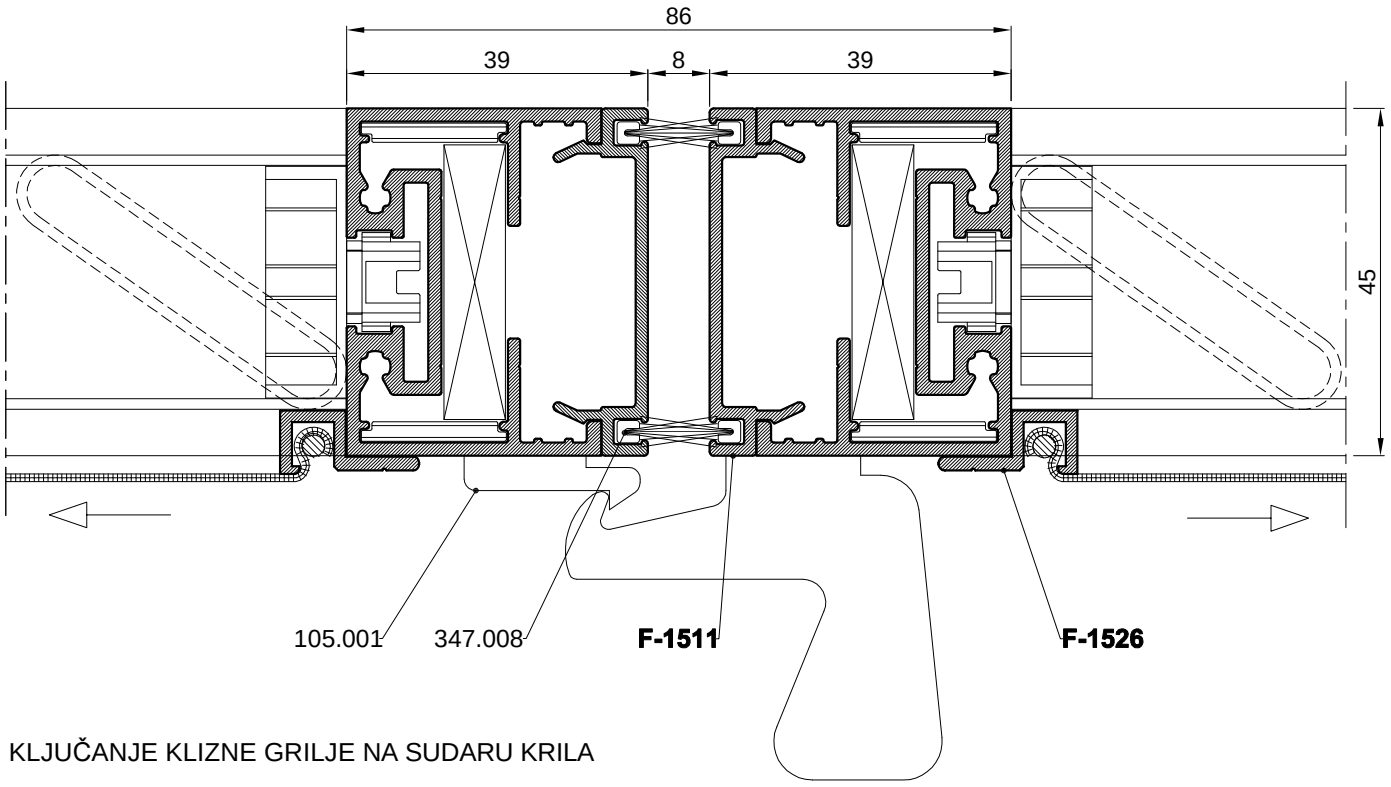




Klizna grilja-TipA

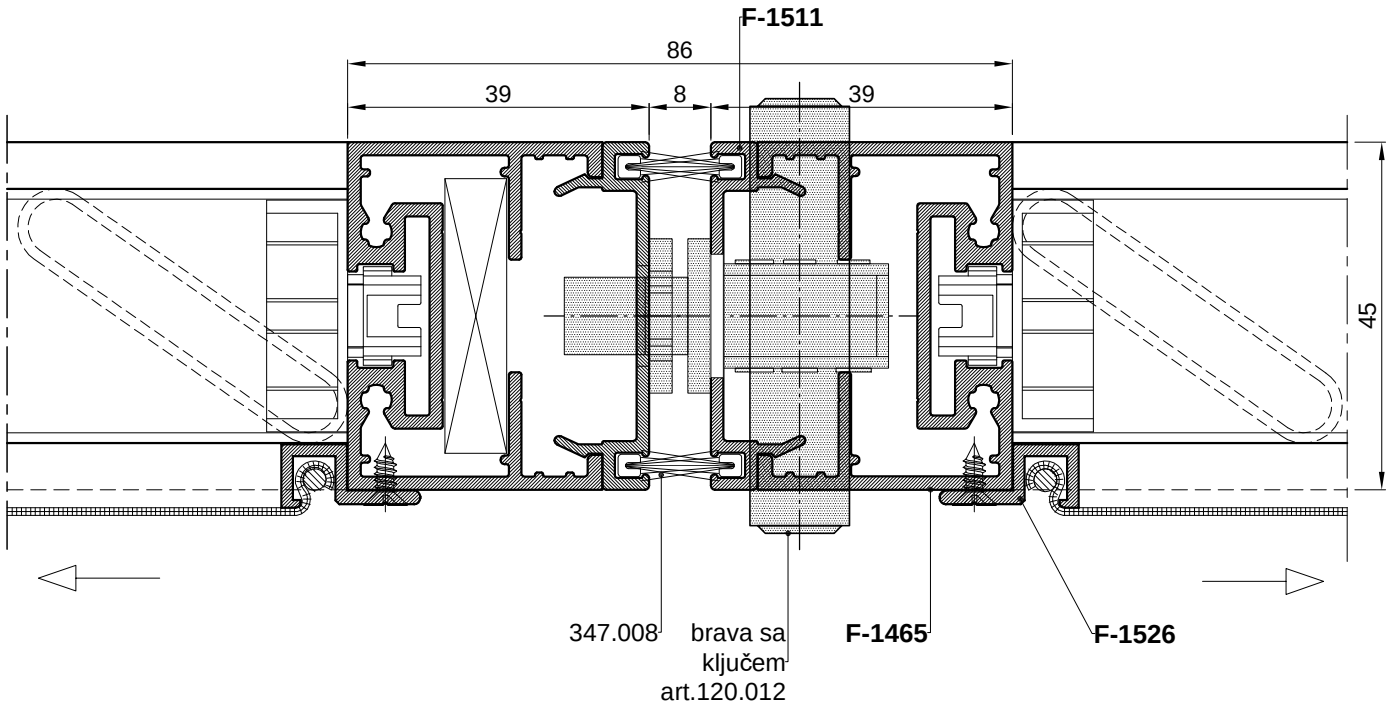
KLJUČANJE KLIZNE GRILJE NA SUDARU KRILA

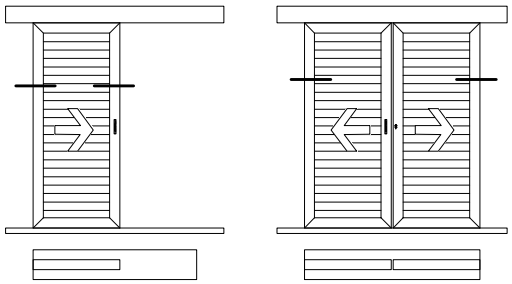
- zatvaranje krila (papuča) art.105.001



KLJUČANJE KLIZNE GRILJE NA SUDARU KRILA

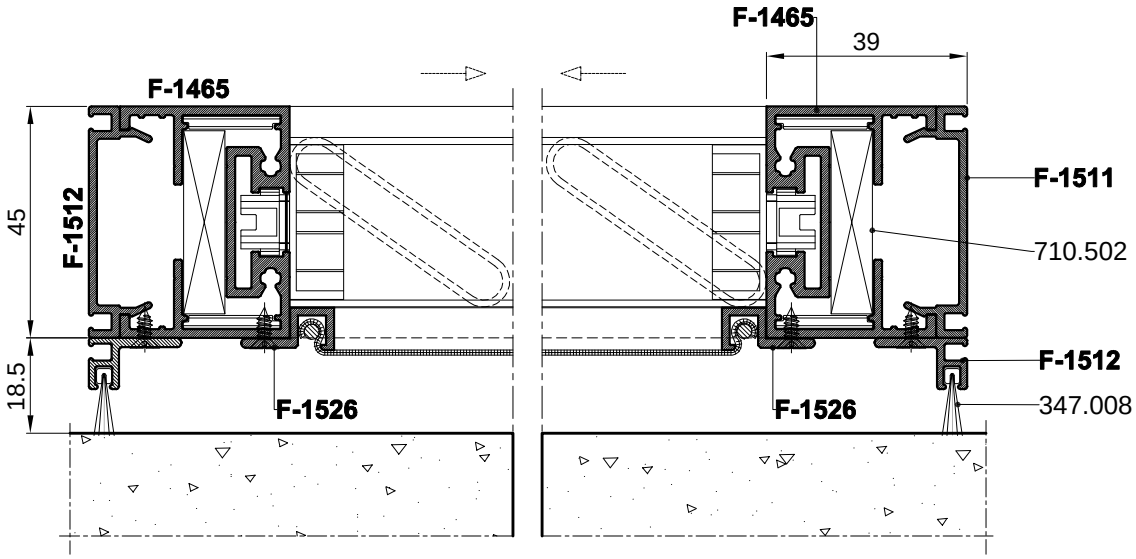
- ključanje bravicom sa ključem art.120.012

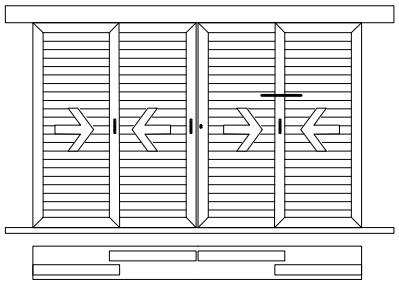




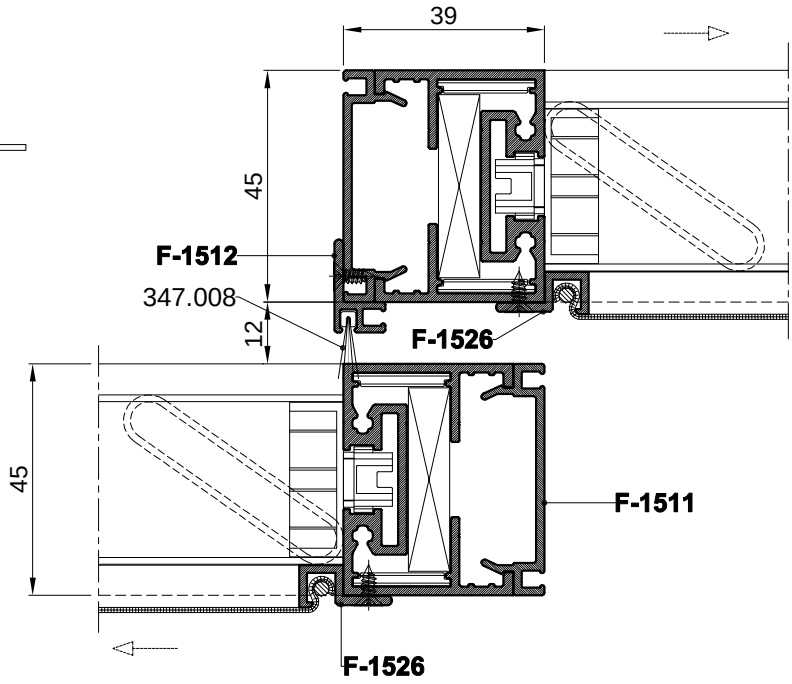
Klizna grilja-TipA

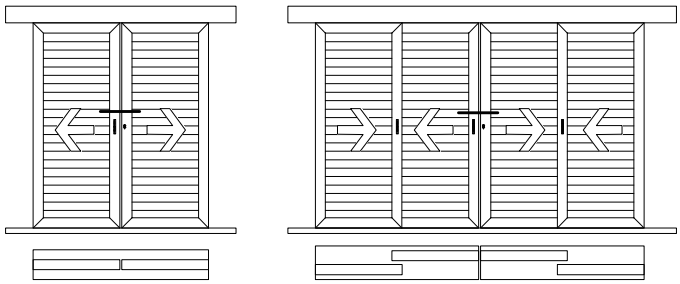
DETALJ KRILA GRILJA PREMA ZIDU

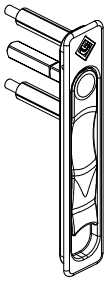




DETALJ SPOJA KRILA GRILJE





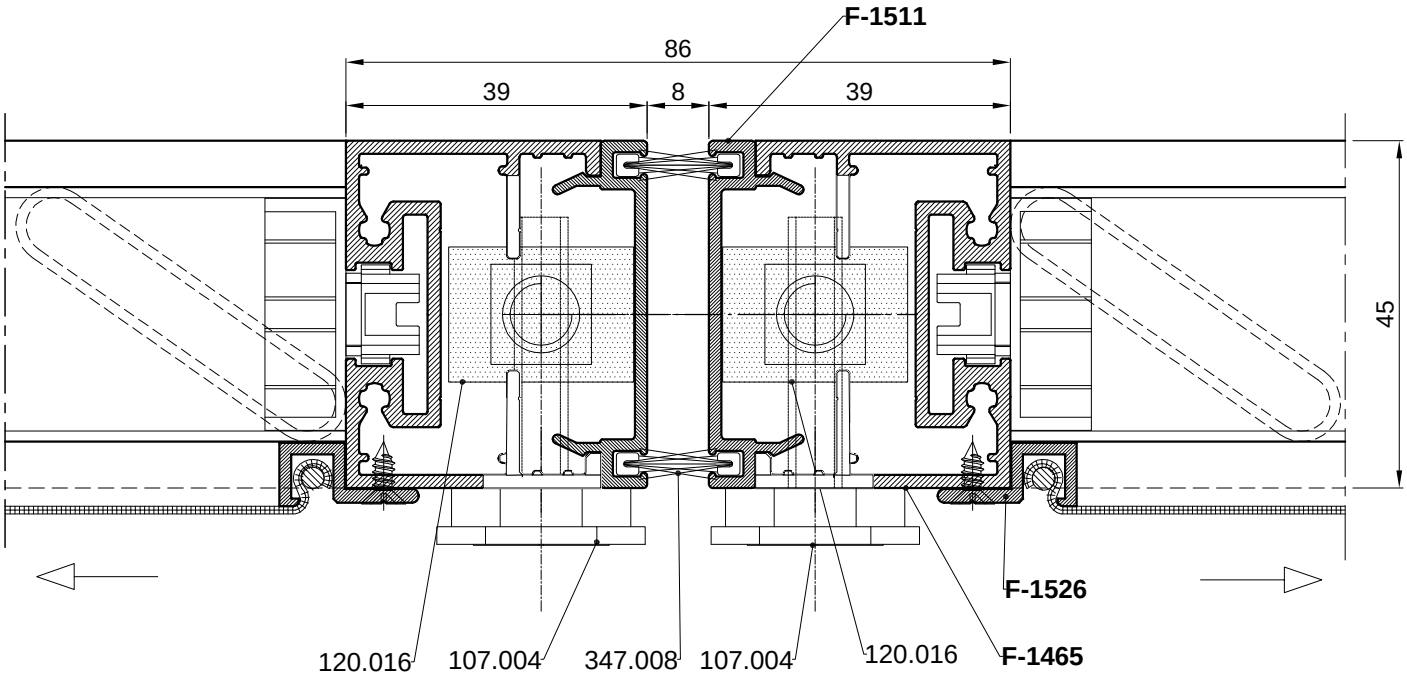


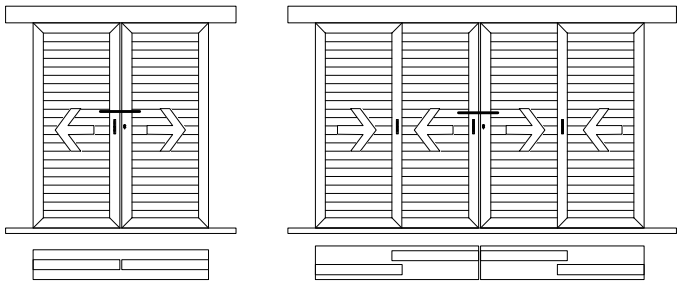
107.004

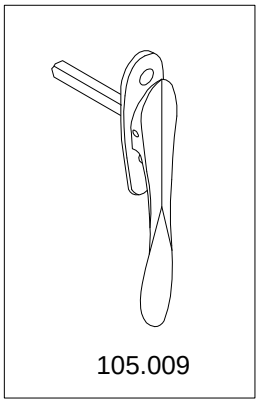
Klizna grilja-TipA

KLJUČANJE KLIZNE GRILJE NA SUDARU KRILA

- fiksiranje krila u svakoj točki bravicom art.120.016





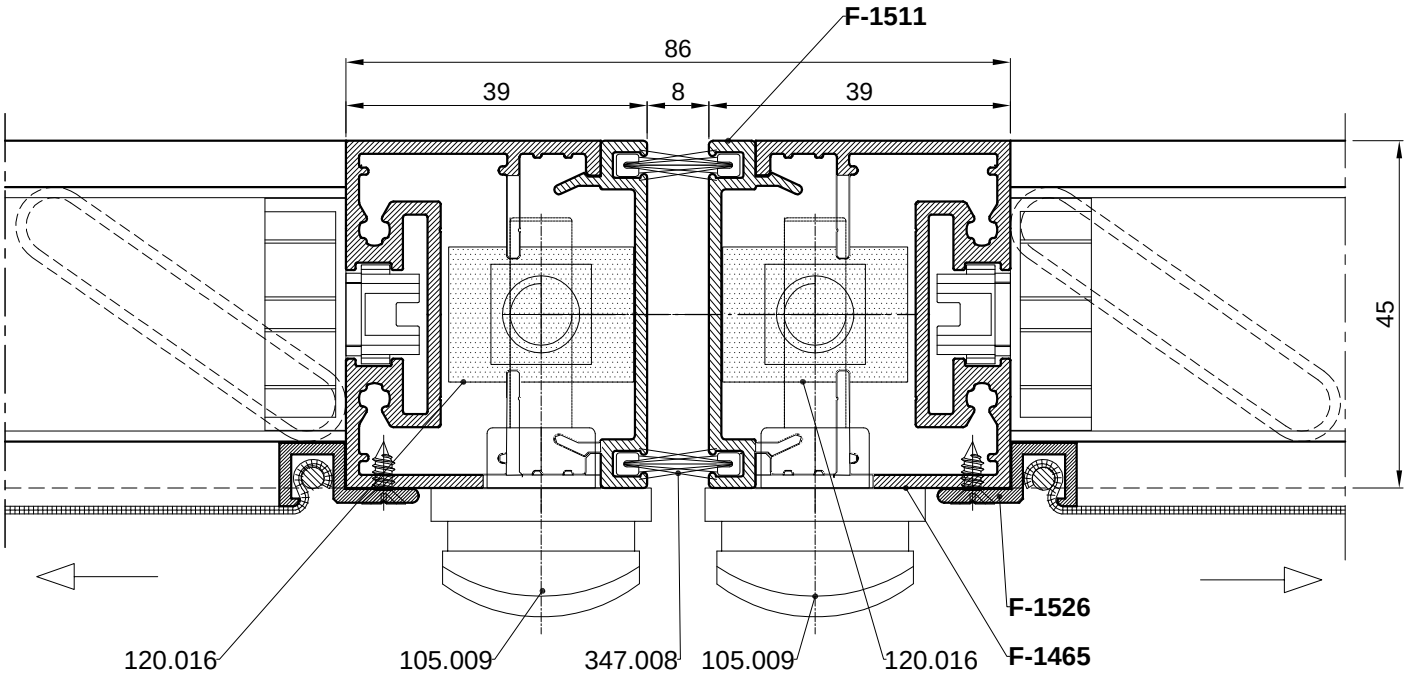


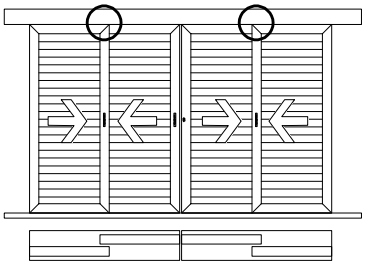
105.009

Klizna grilja-TipA

KLJUČANJE KLIZNE GRILJE NA SUDARU KRILA

- fiksiranje krila u svakoj točki bravicom art.120.016

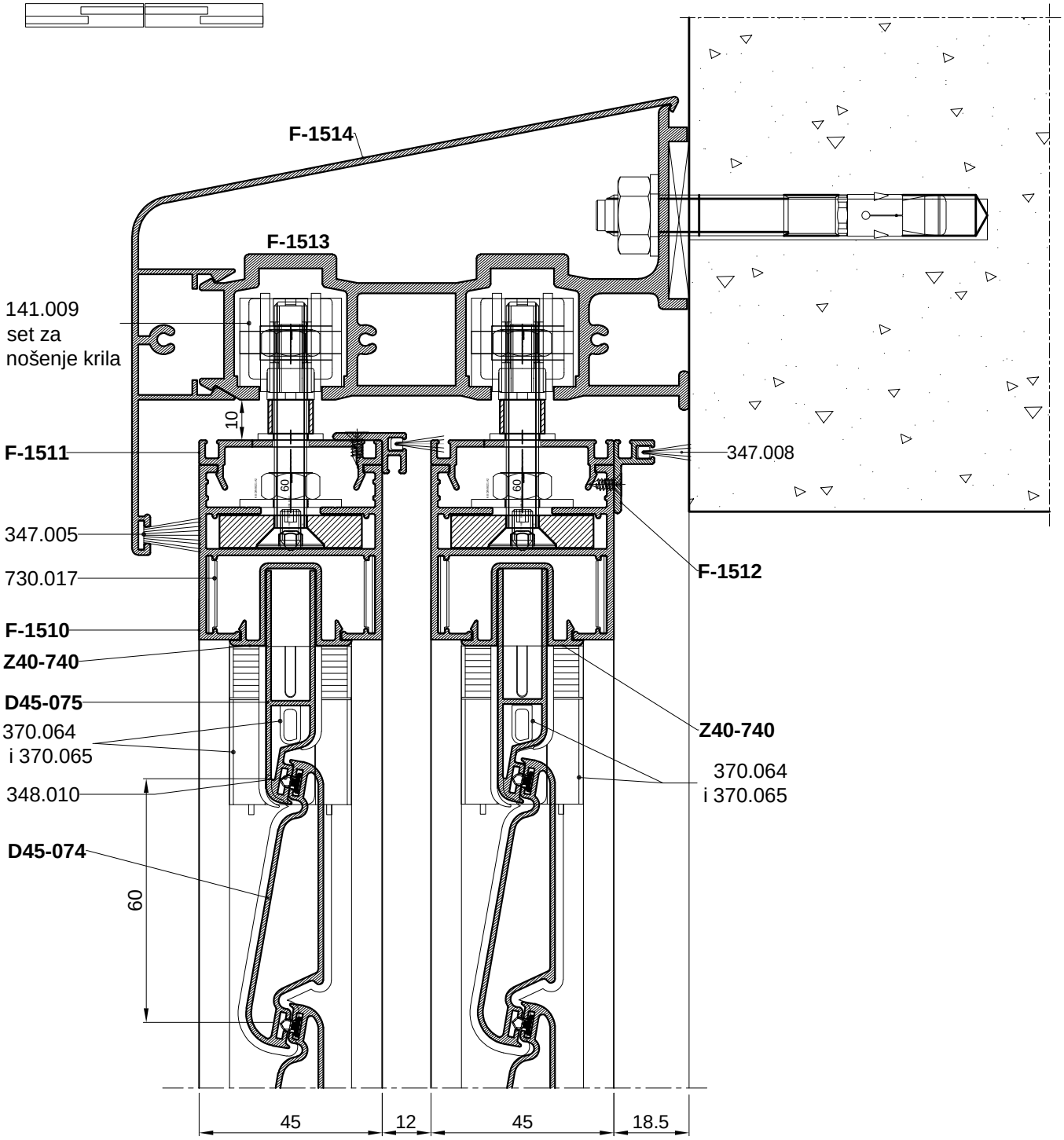


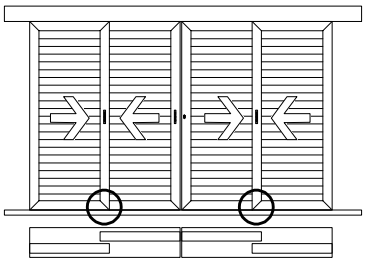


Klizna grilja-TipA

KLIZNA GRILJA SA POKRETNOM ISPUNOM

- mehanizam 25 mm

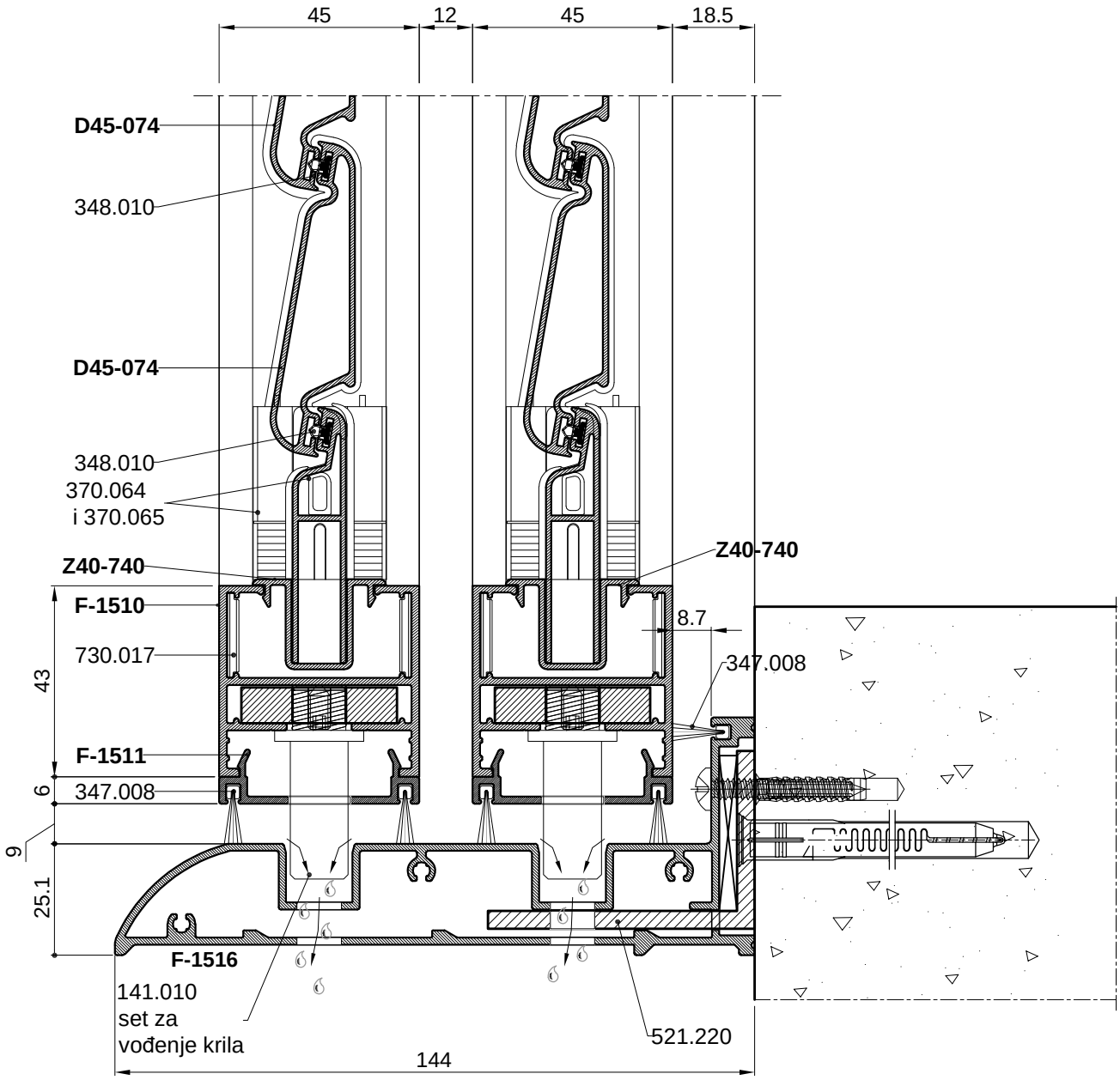


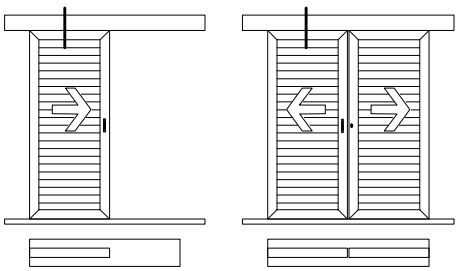


Klizna grilja-TipA

KLIZNA GRILJA SA POKRETNOM ISPUNOM

- mehanizam 25 mm

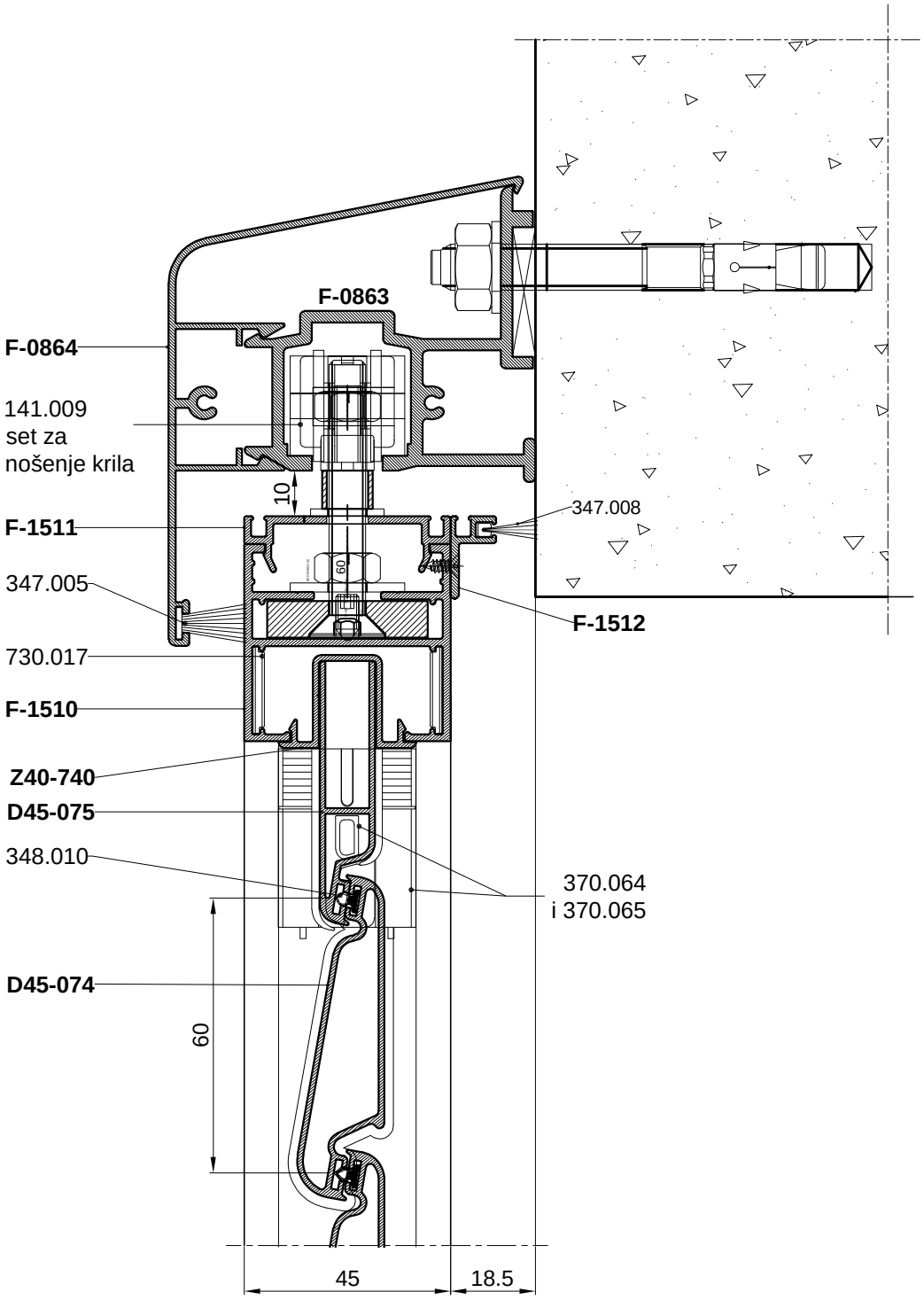


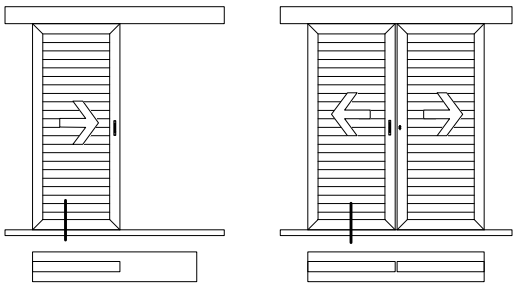


Klizna grilja-TipA

KLIZNA GRILJA SA POKRETNOM ISPUNOM

- mehanizam 25 mm

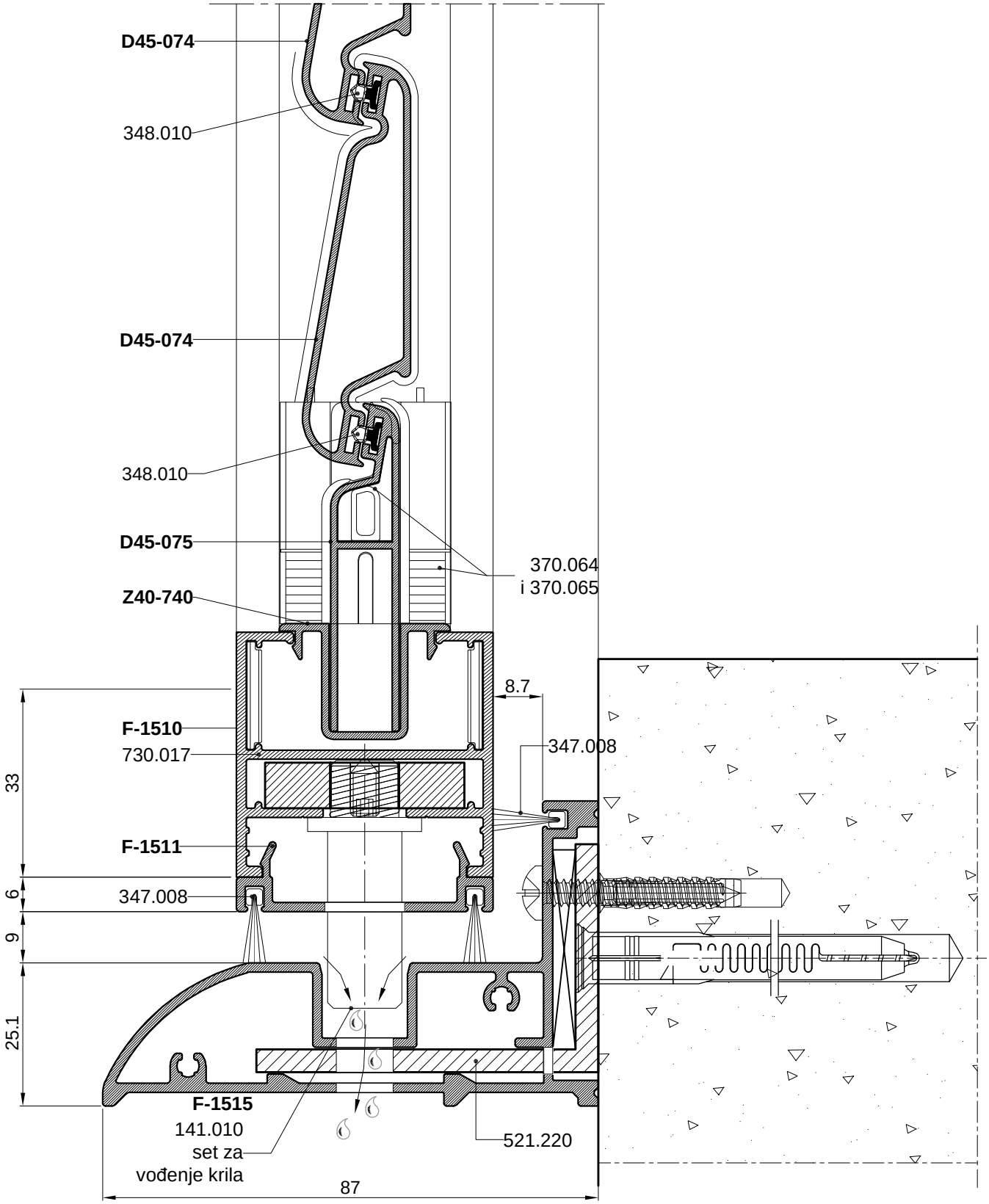


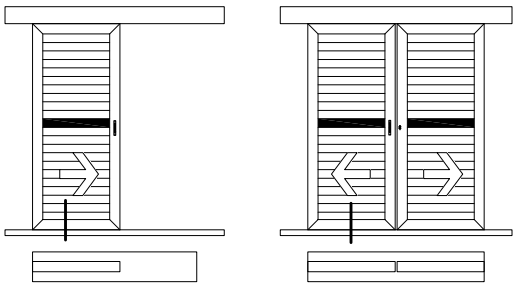


Klizna grilja-TipA

KLIZNA GRILJA SA POKRETNOM ISPUNOM

- mehanizam 25 mm



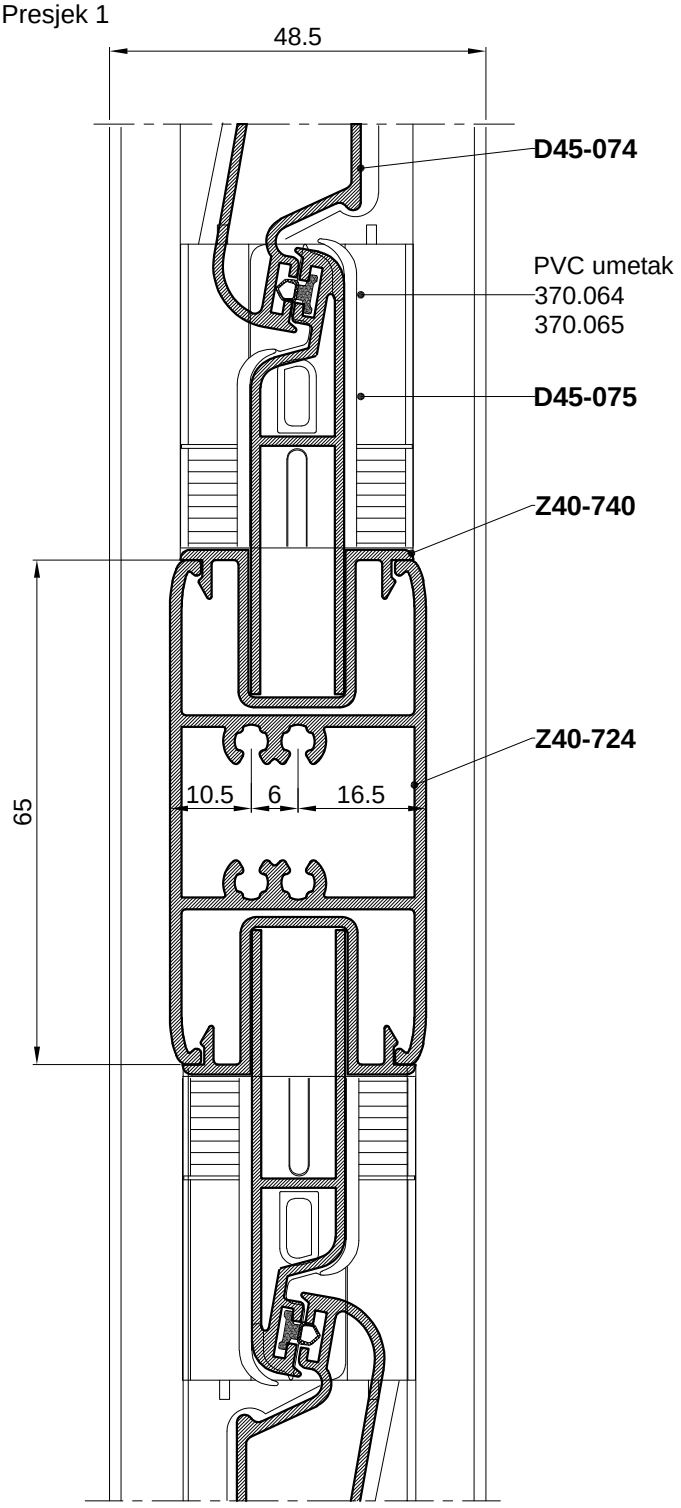


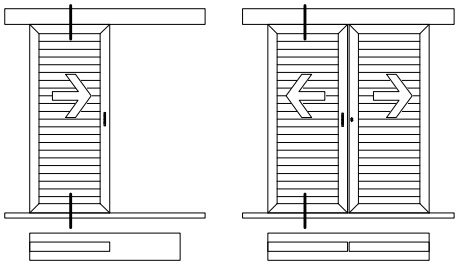
Klizna grilja-TipA

KLIZNA GRILJA SA PREČKOM I POKRETNOM ISPUNOM

- mehanizam 25 mm

Presjek 1

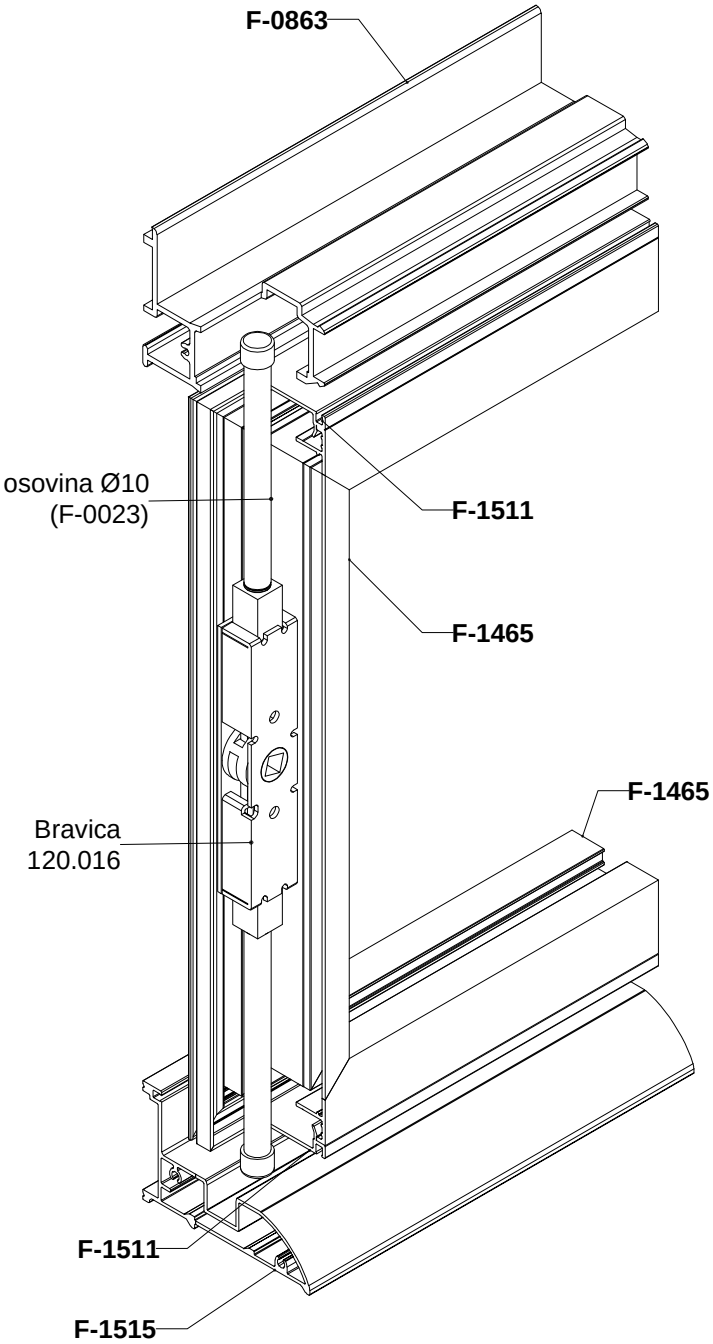


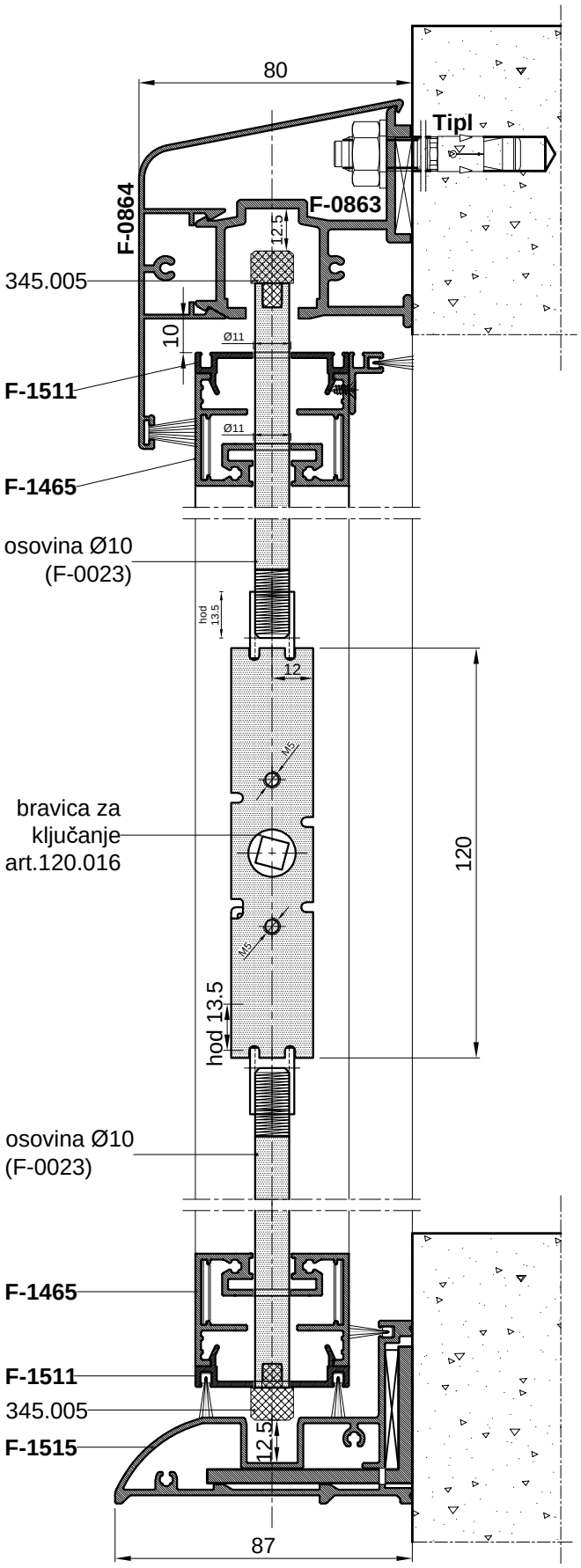


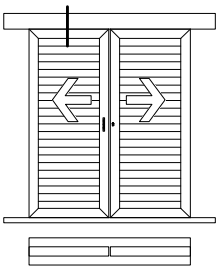
DETALJ FIKSIRANUJE GRILJE BRAVICOM art. 120.016

- fiksiranje grilje u svakom položaju

Klizna grilja-TipA

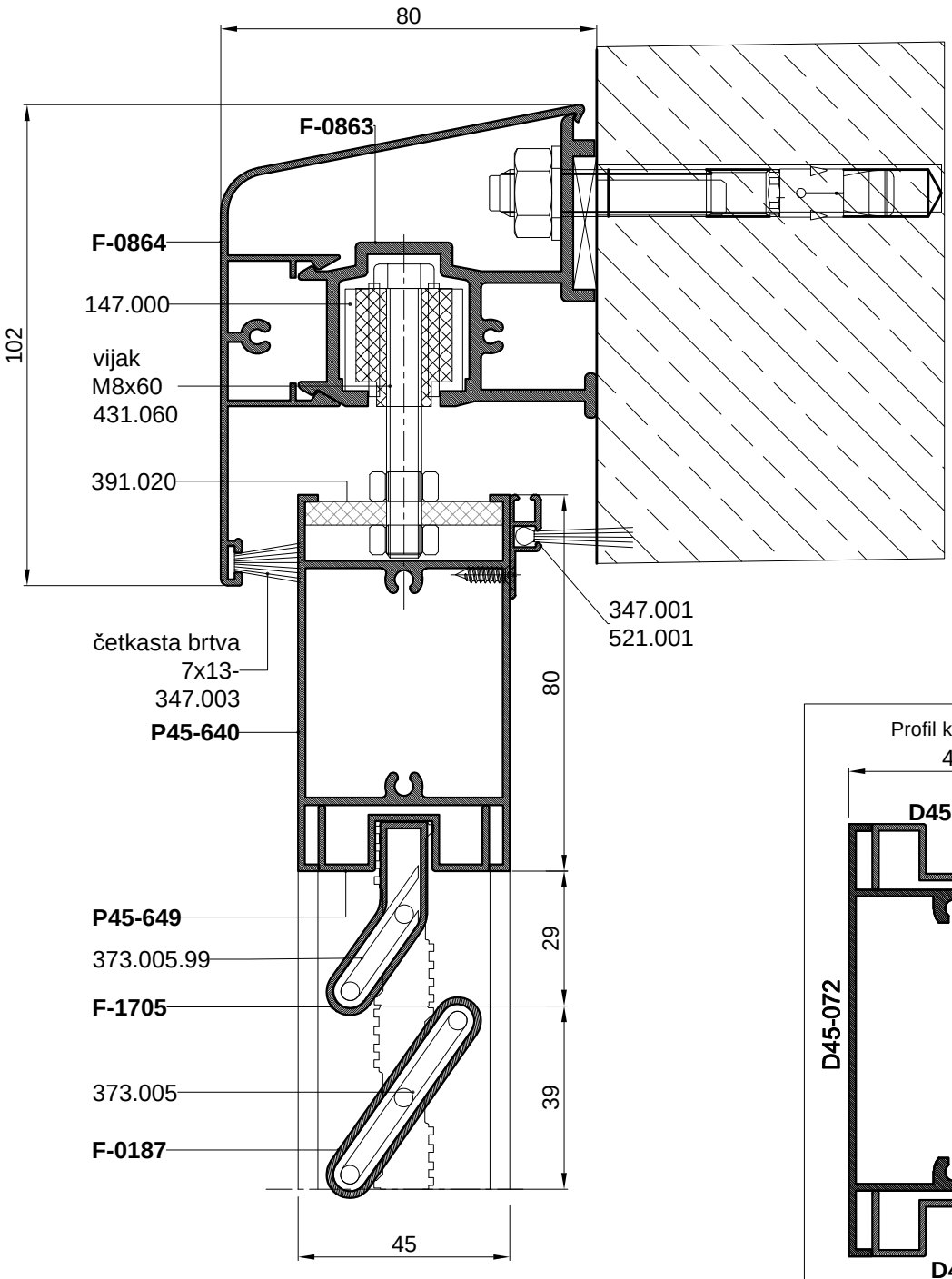


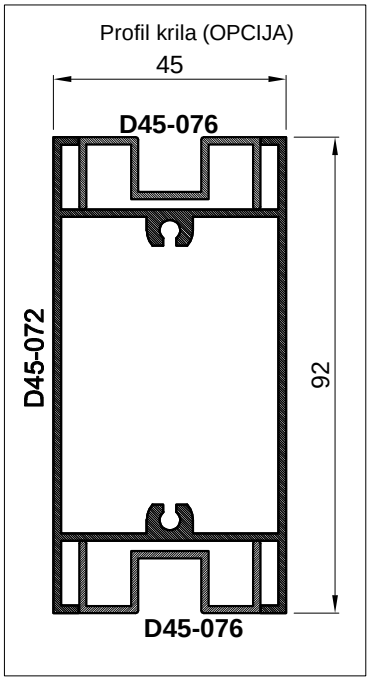


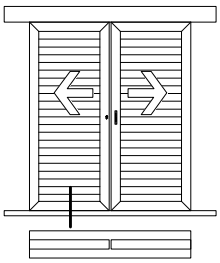


Klizna grilja-TipB

- Klizna grilja sa jednom stazom
- Fiksna ispuna u krilu
- Opcija: Fiksna komarica u krilu

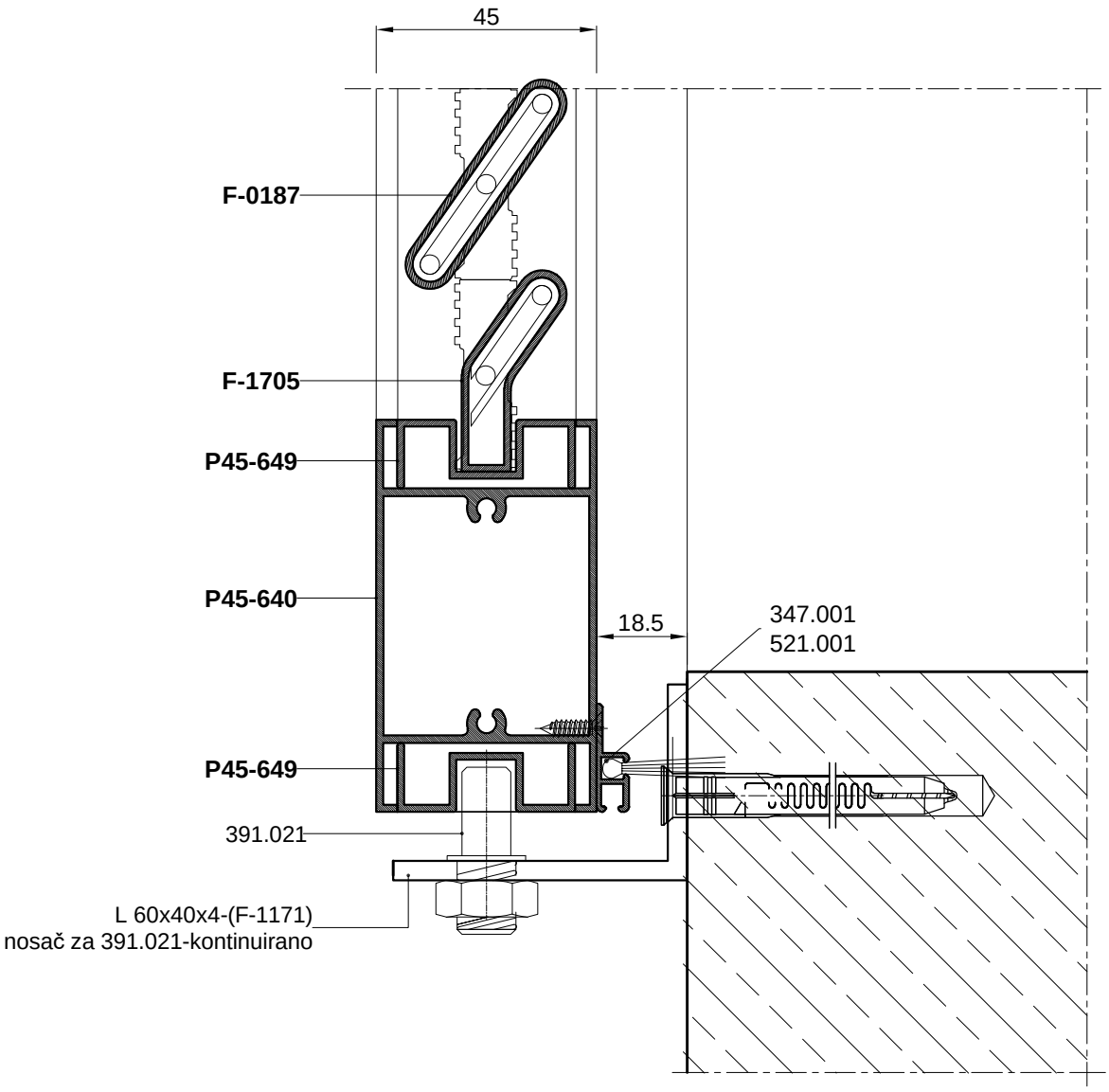


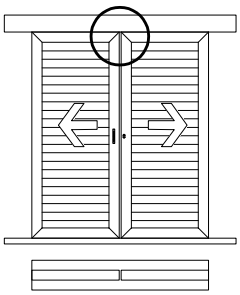


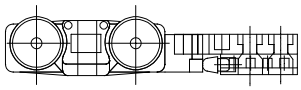


Klizna grilja-TipB

- Klizna grilja sa jednom stazom
- Fiksna ispuna u krilu
- Opcija: Fiksna komarica u krilu



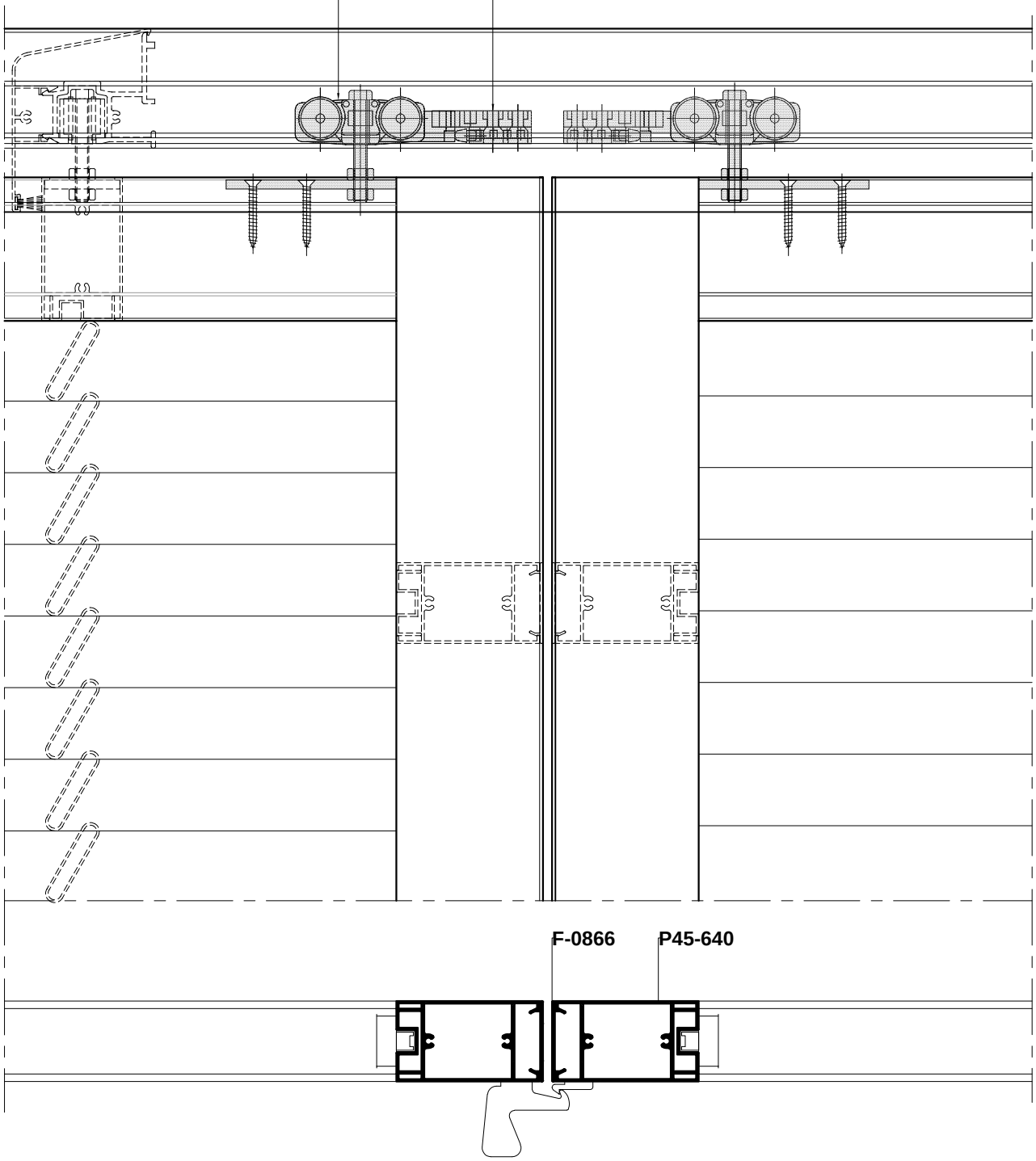


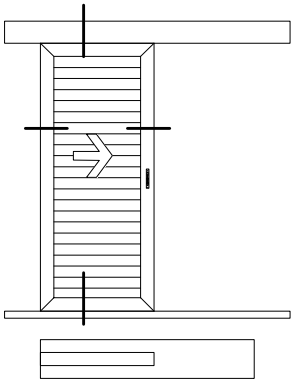


Klizna grilja-TipB

147.000-
kotačići klizne grilje

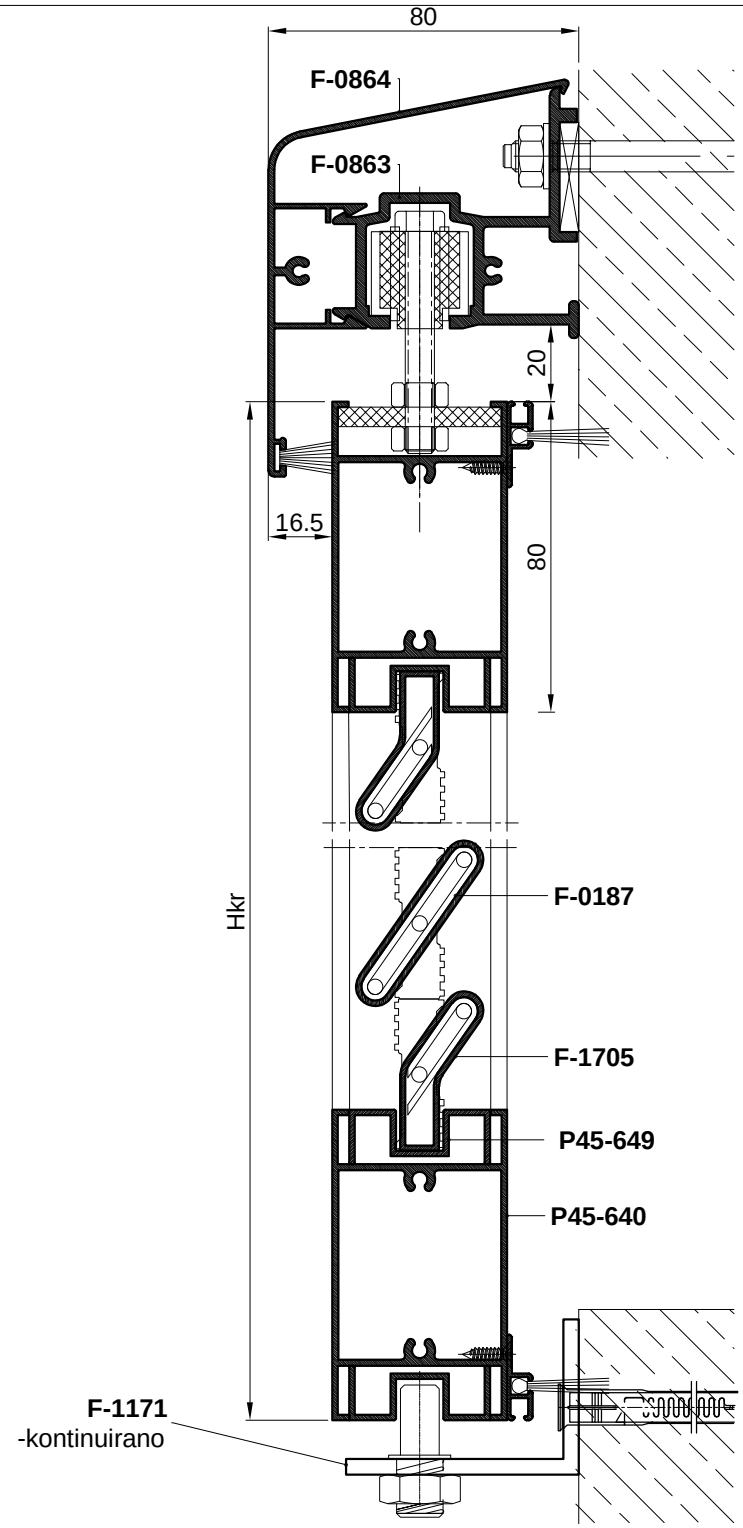
147.001-graničnik i
ublaživač udara

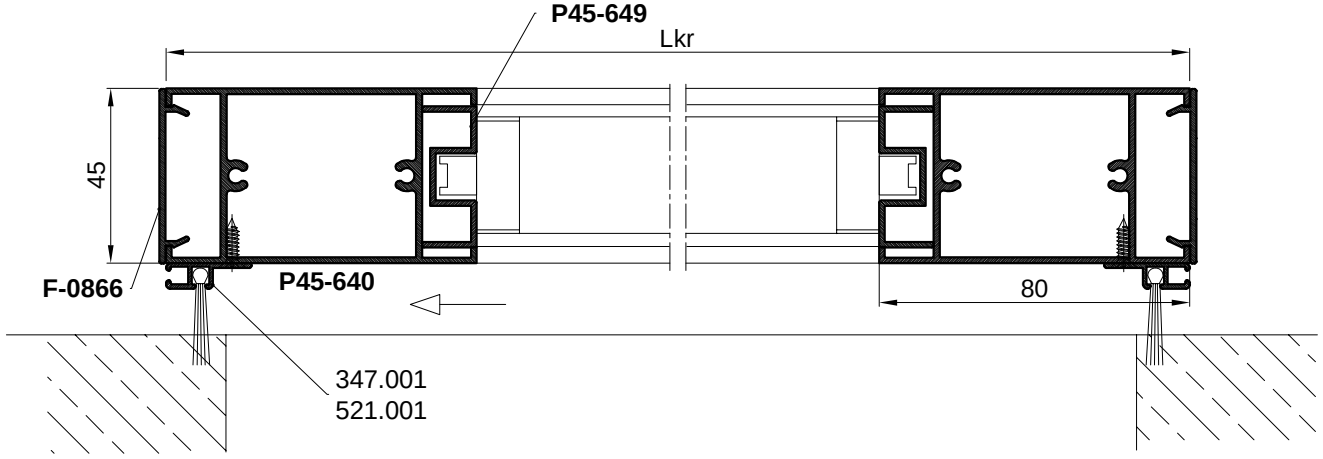


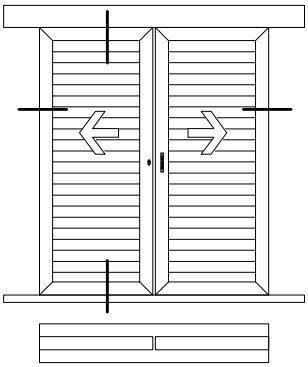


Klizna grilja-TipB

- Klizna grilja sa jednom stazom
- Fiksna ispuna u krilu
- Opcija: Fiksna komarica u krilu

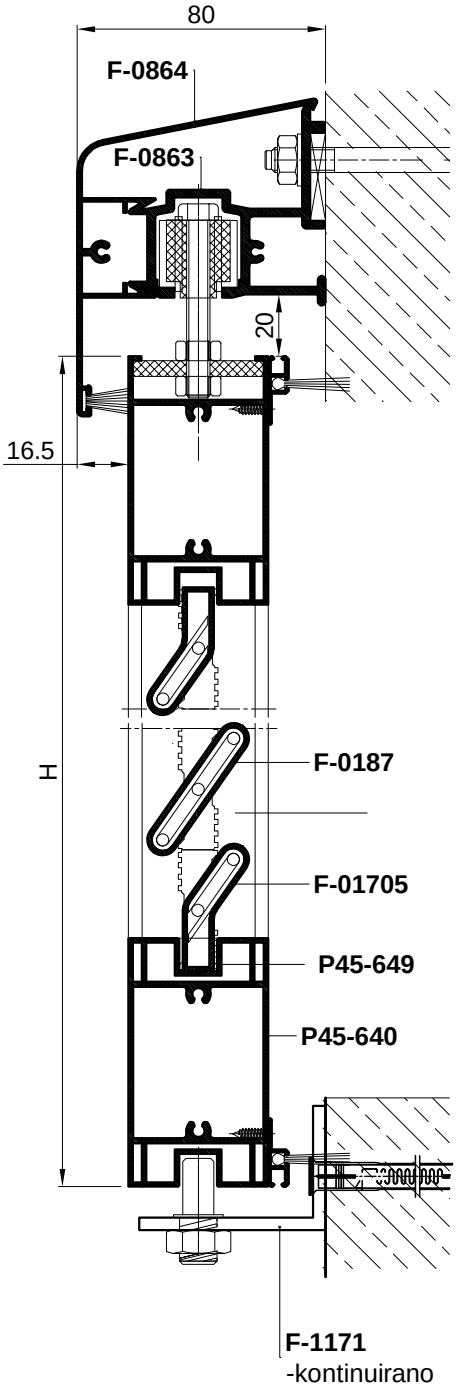


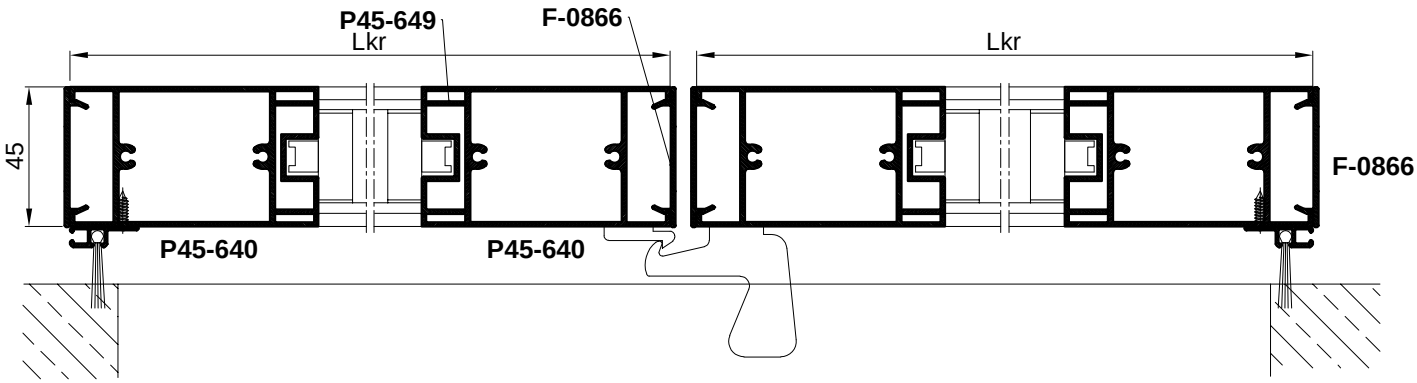




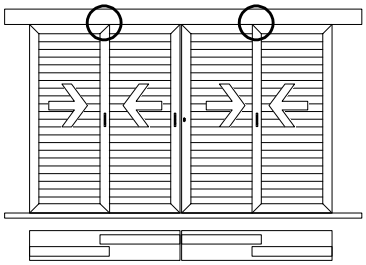
Klizna grilja-TipB

- Klizna grilja sa jednom stazom
- Fiksna ispuna u krilu
- Opcija: Fiksna komarica u krilu

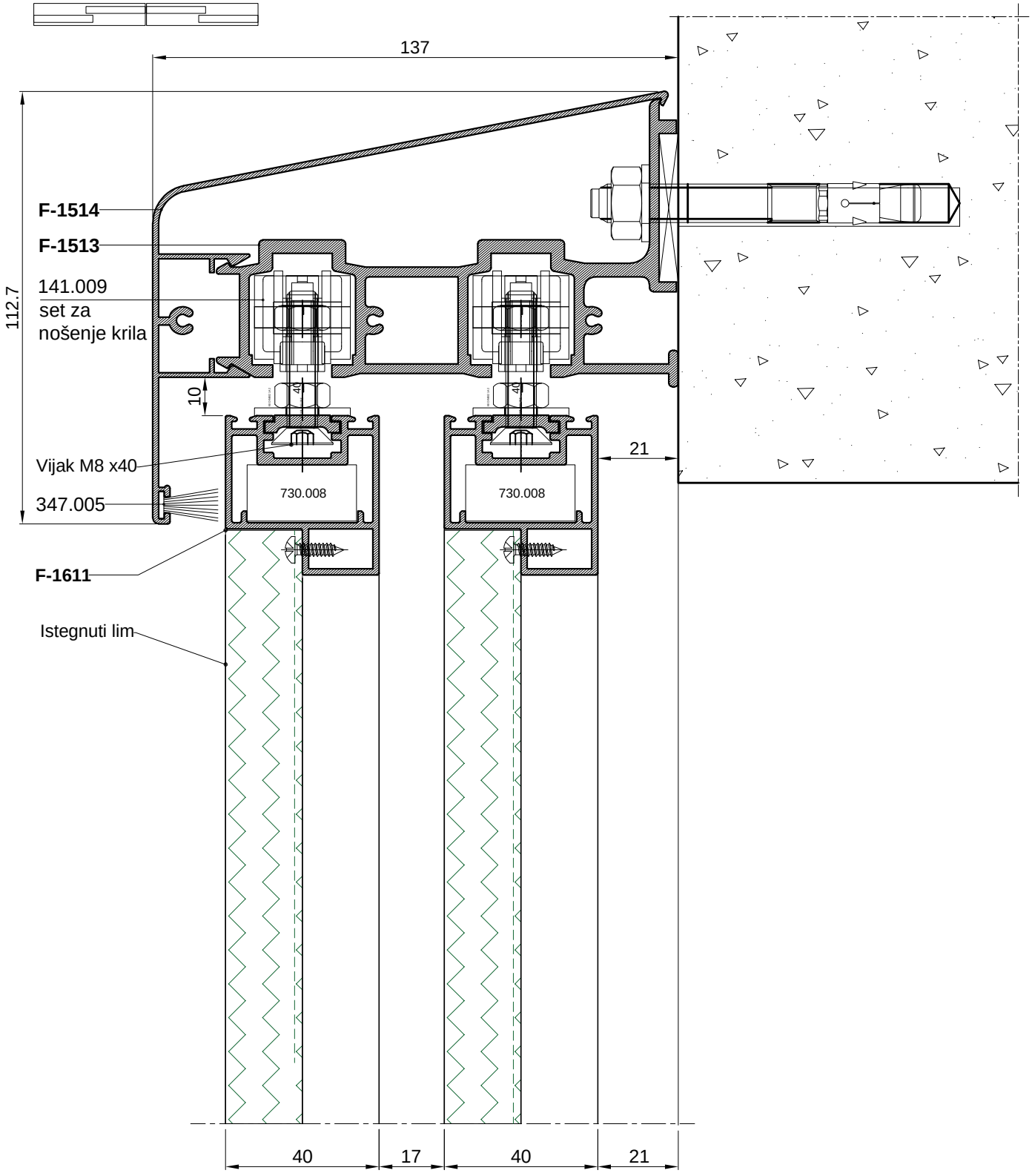


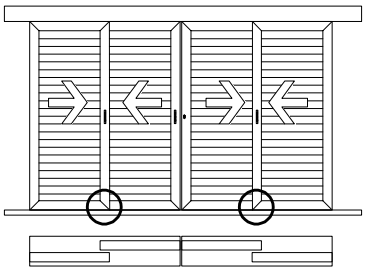


Klizna grilja-Tip C



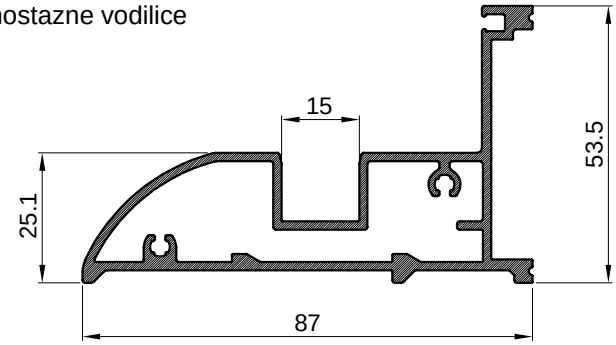
- Klizna grilja sa dvije staze
- Fiksna ispuna u krilu
- Mogućnost debljine ispune do 20mm

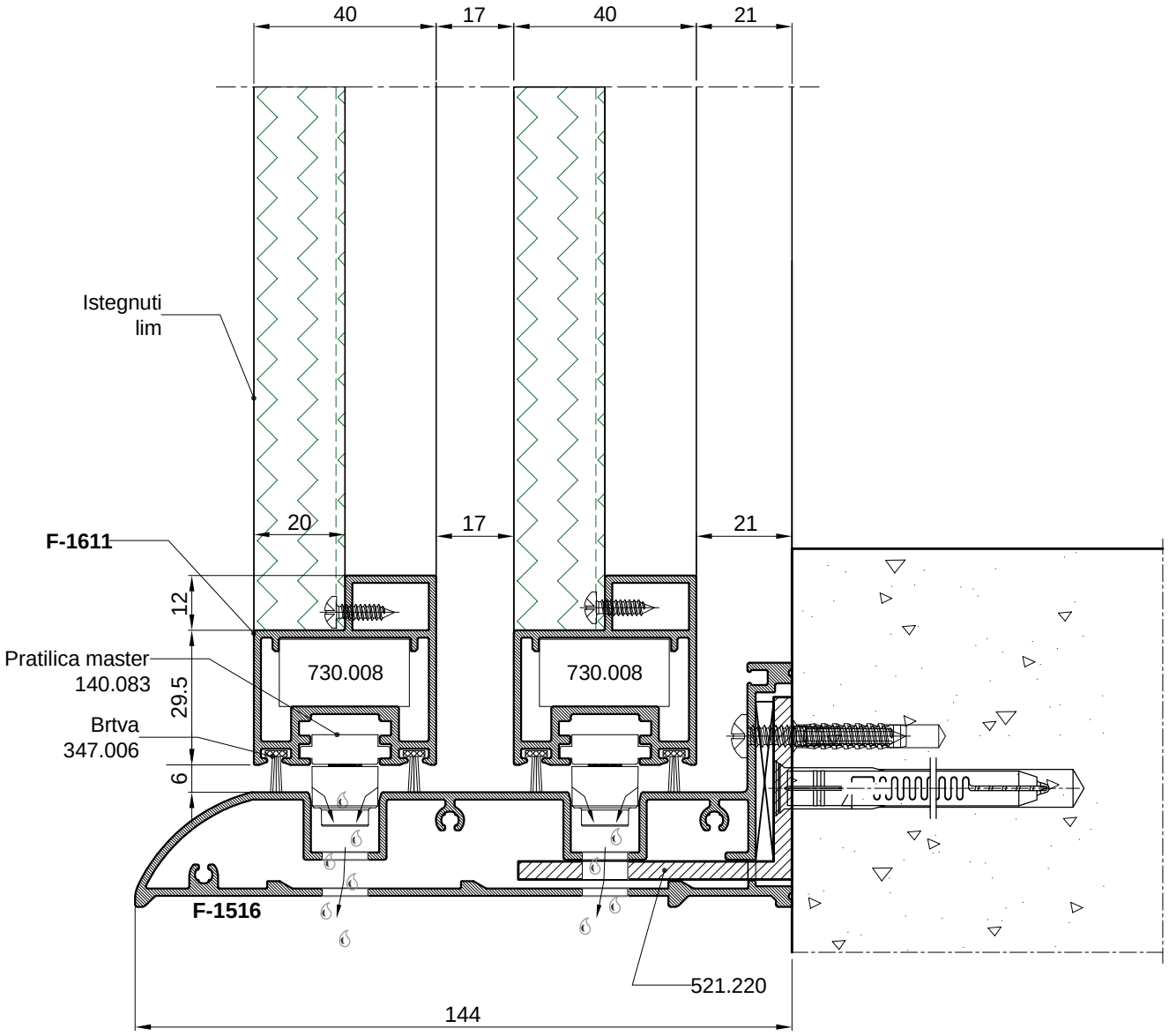


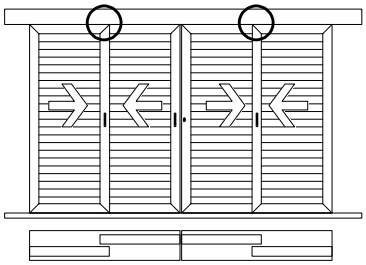


Klizna grilja-Tip C

- Klizna grilja sa dvije staze
- Fiksna ispuna u krilu
- Mogućnost debljine ispune do 20mm
- Mogućnost jednostazne vodilice

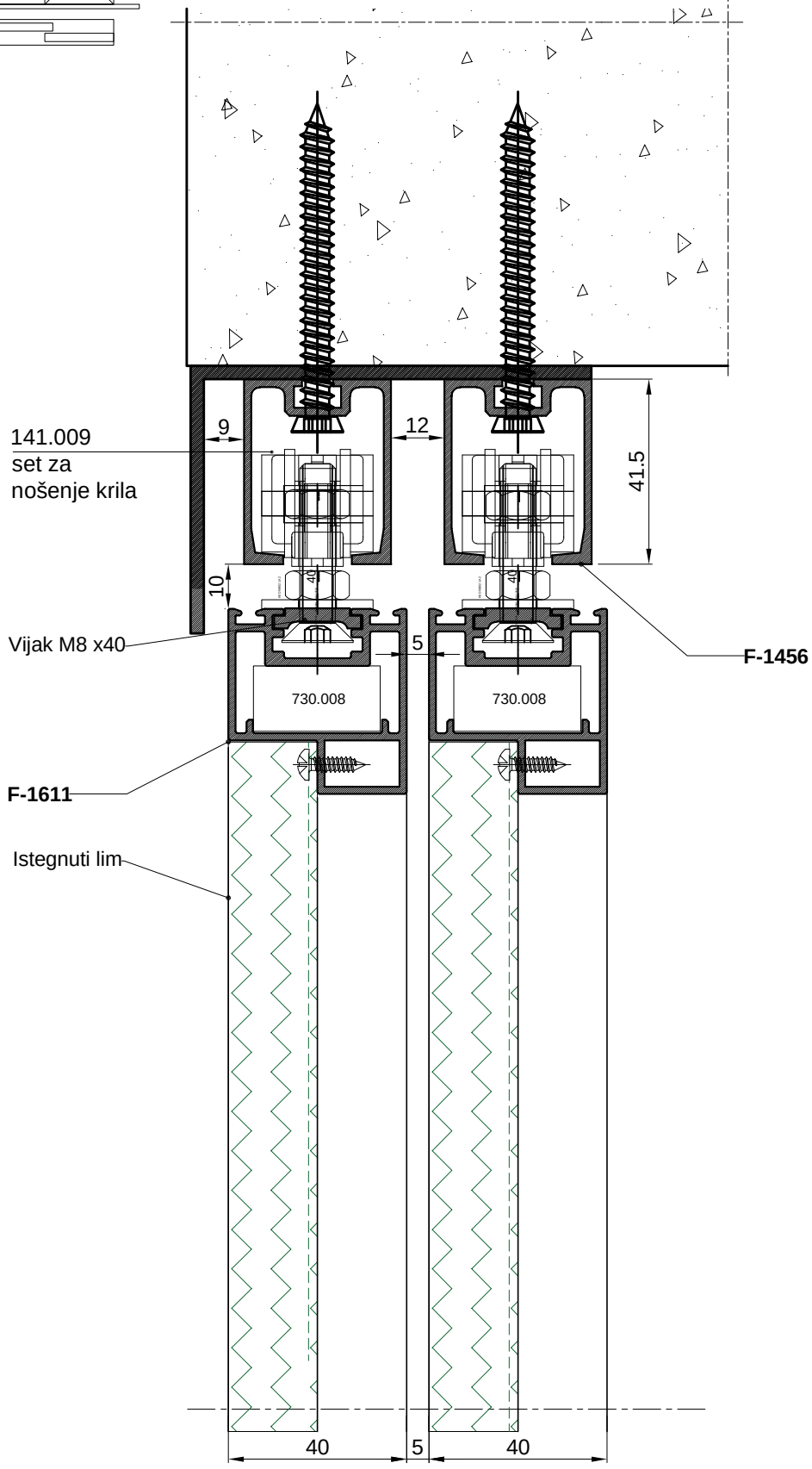


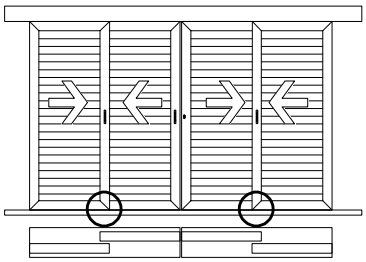




Klizna grilja-Tip C

- Klizna grilja sa dvije staze
- Fiksna ispuna u krilu
- Mogućnost debljine ispune do 20mm

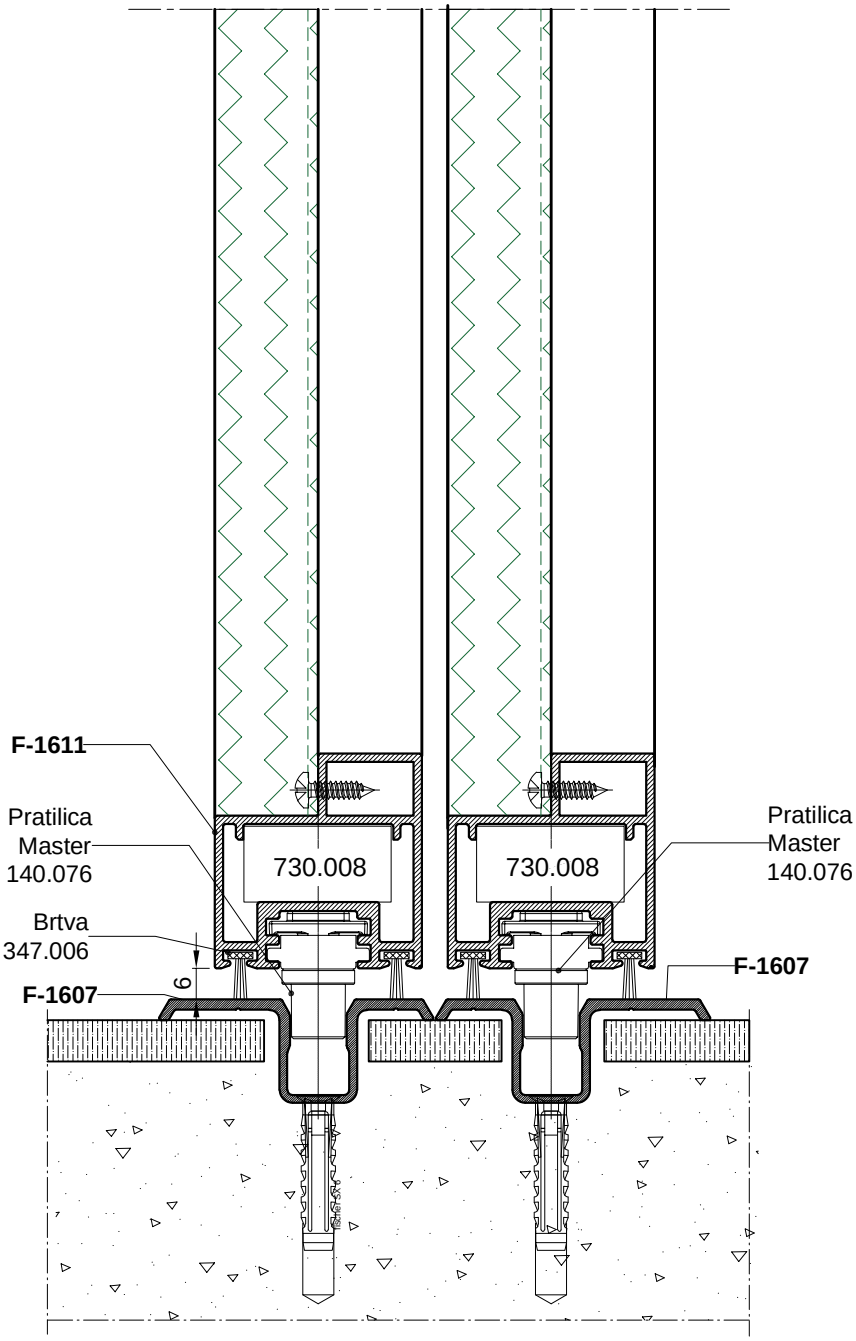


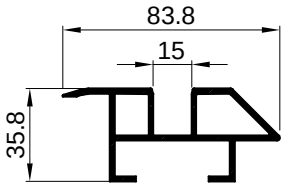
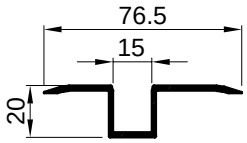
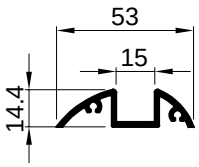
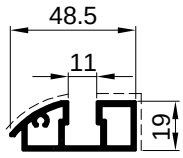
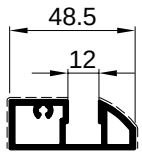
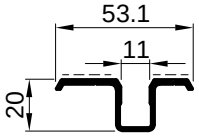


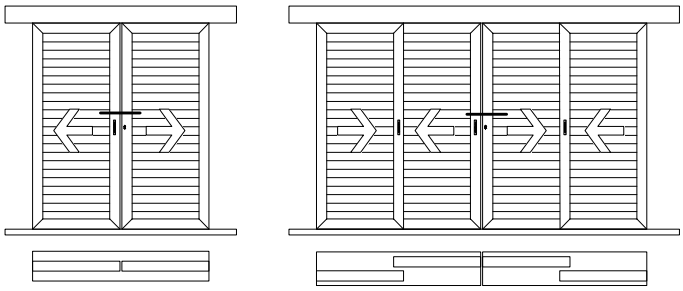
Klizna grilja-Tip C

- Klizna grilja sa dvije staze
- Fiksna ispuna u krilu
- Mogućnost debljine ispune do 20mm
- Mogućnost ugradnje različitog tipa pragova (prema tablici)

M 1:2



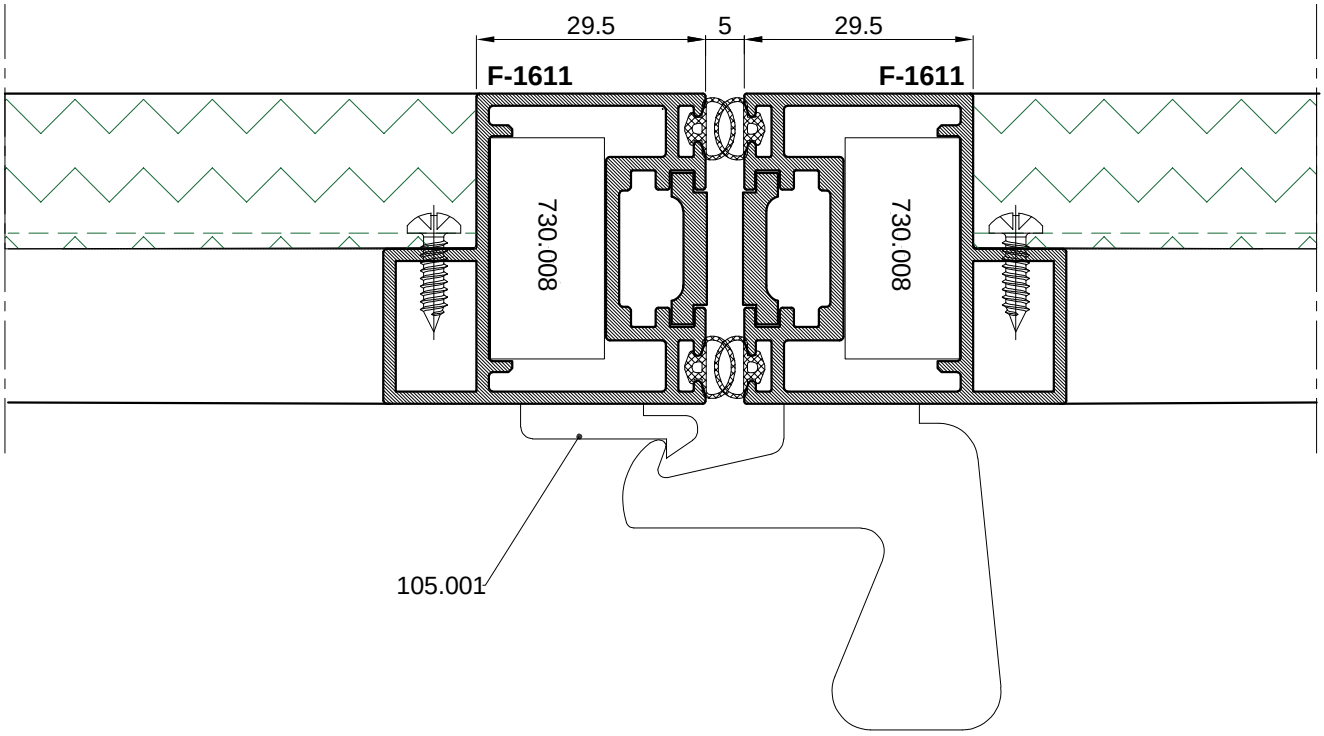
F-1066 1.163kg/m	
F-0985 0.543kg/m	
F-1067 0.468kg/m	
F-1603 0.695kg/m	
F-1612 0.714kg/m	
F-1607 0.432kg/m	



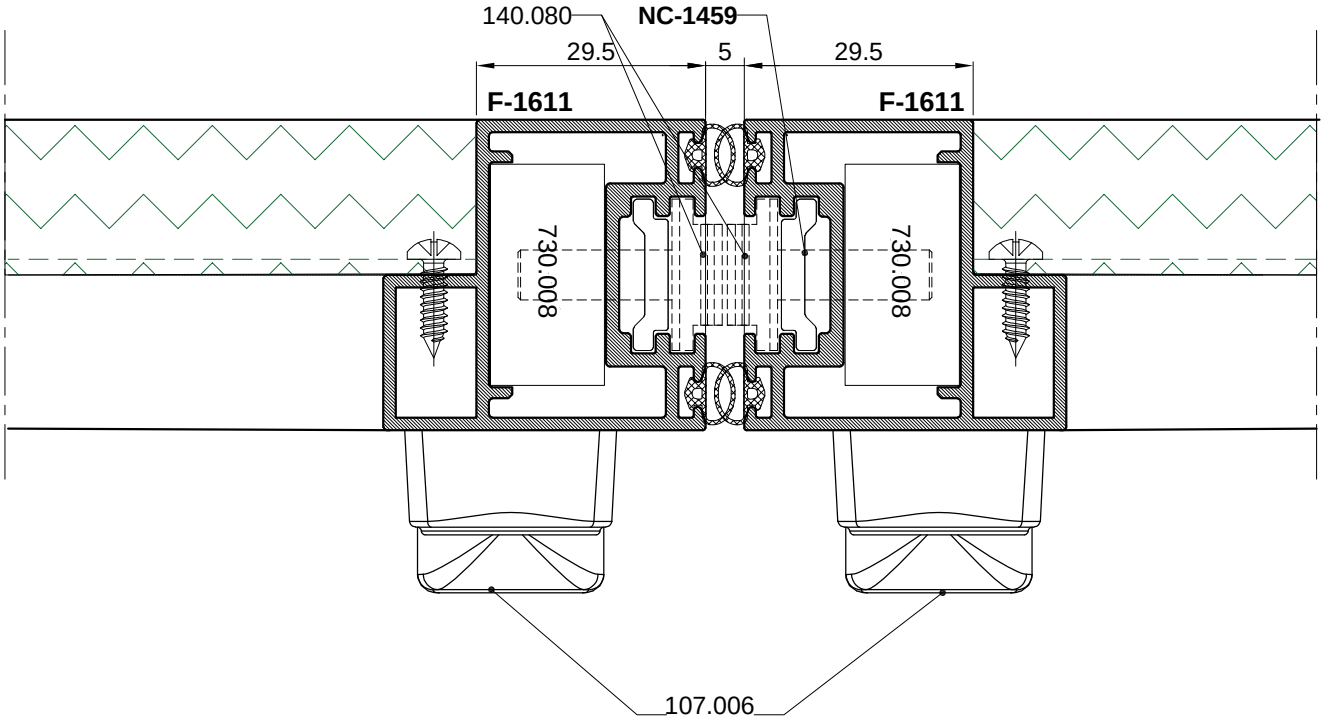
Klizna grilja-Tip C

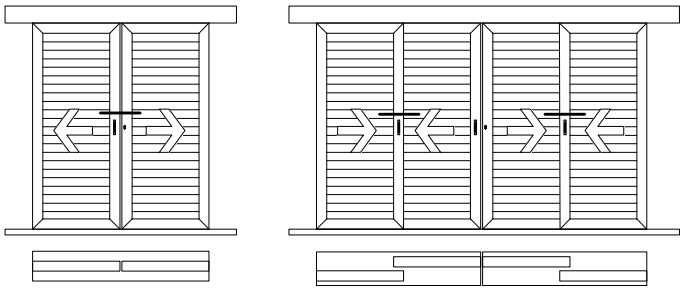
KLJUČANJE KLIZNE GRILJE NA SUDARU KRILA

- zatvaranje krila (papuča) art.105.001



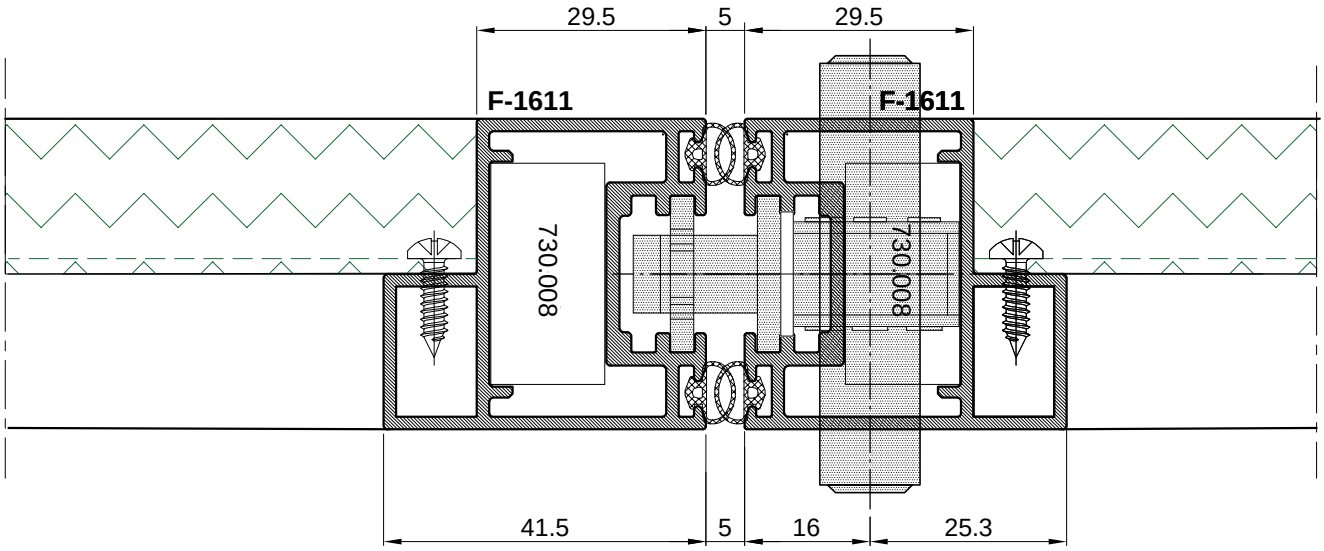
FIKSIRANJE KLIZNE GRILJE NA SUDARU KRILA

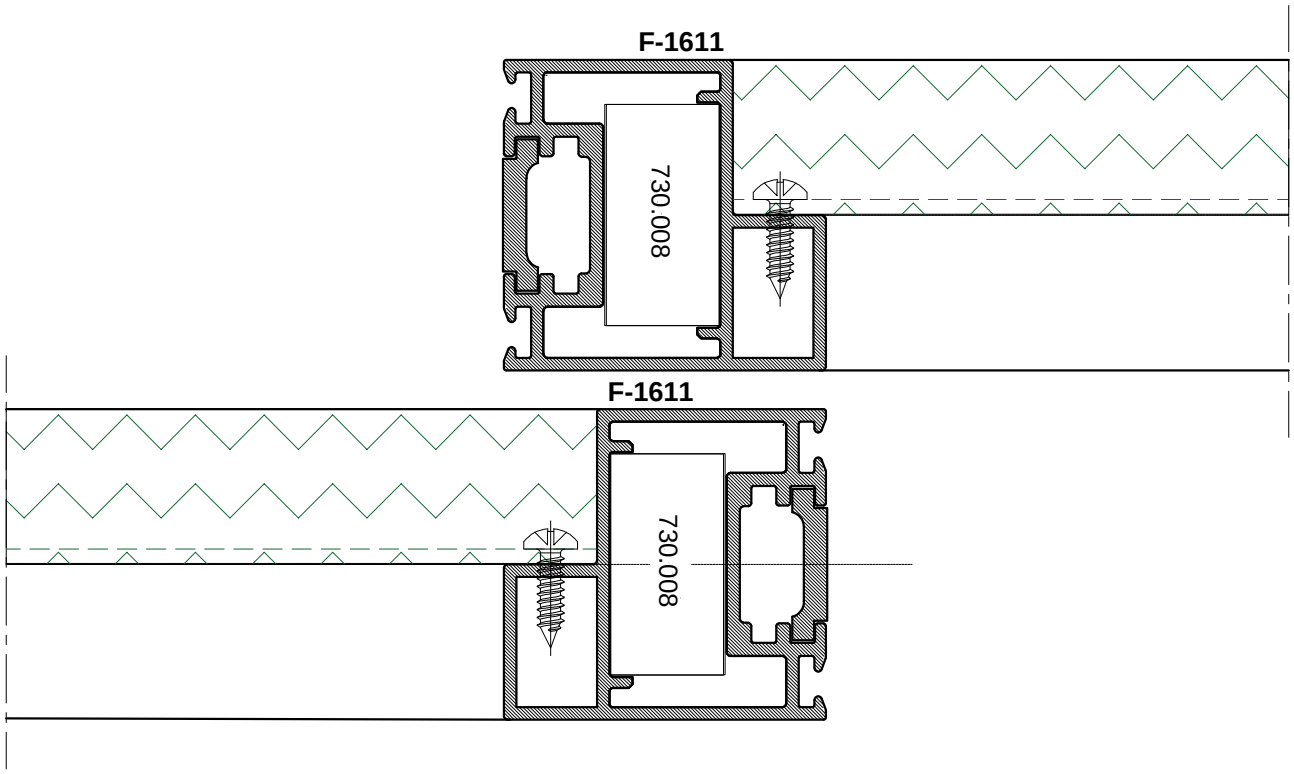




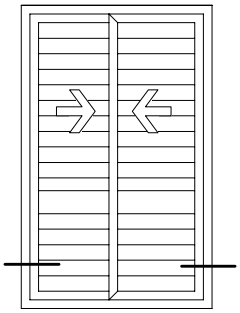
Klizna grilja-Tip C

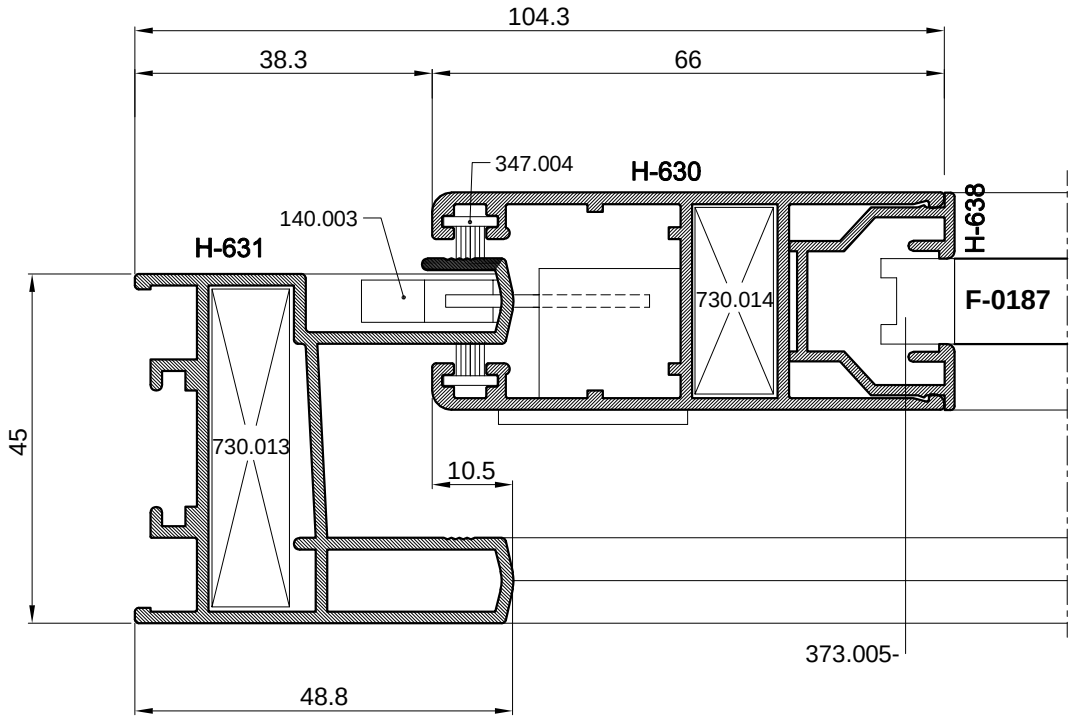
FIKSIRANJE KLIZNE GRILJE NA SUDARU KRILA

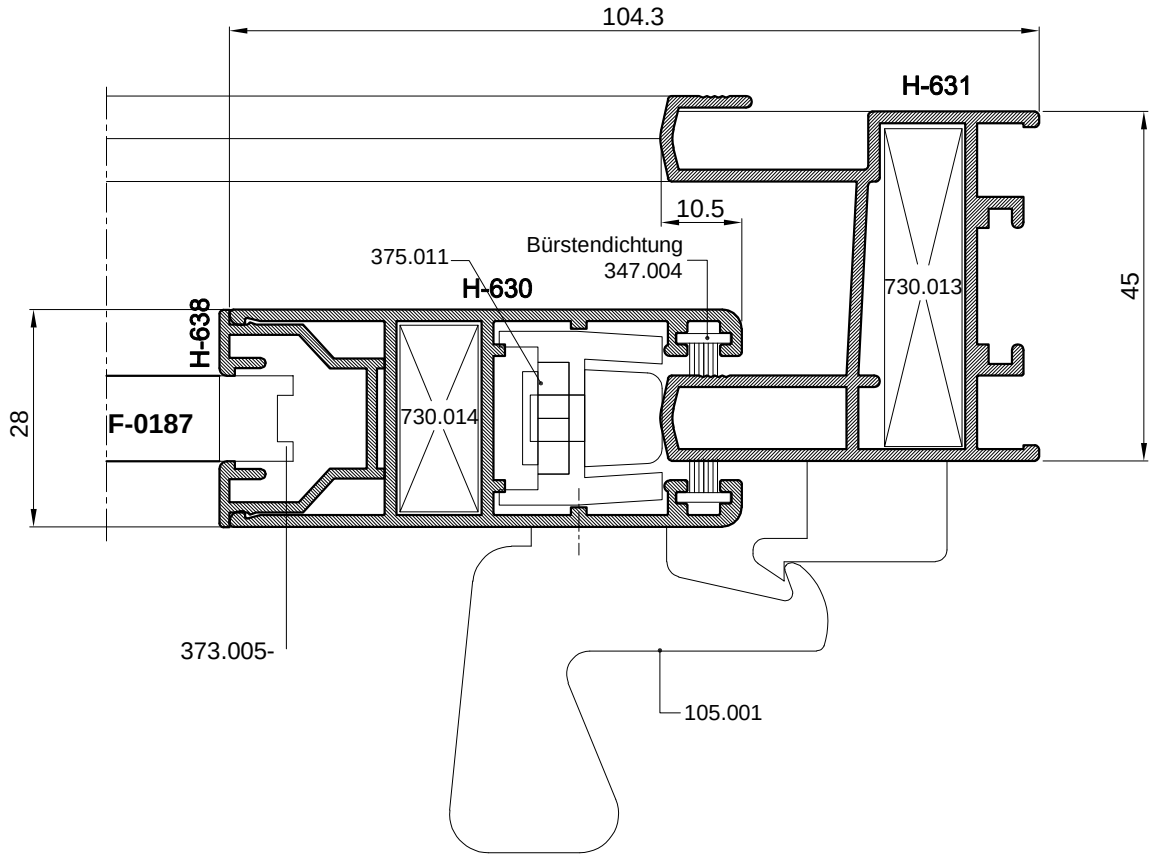


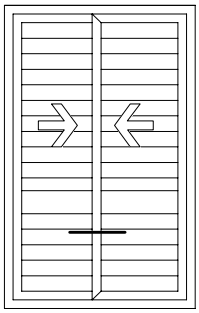


Fiksne grilje u sistemu Harmo

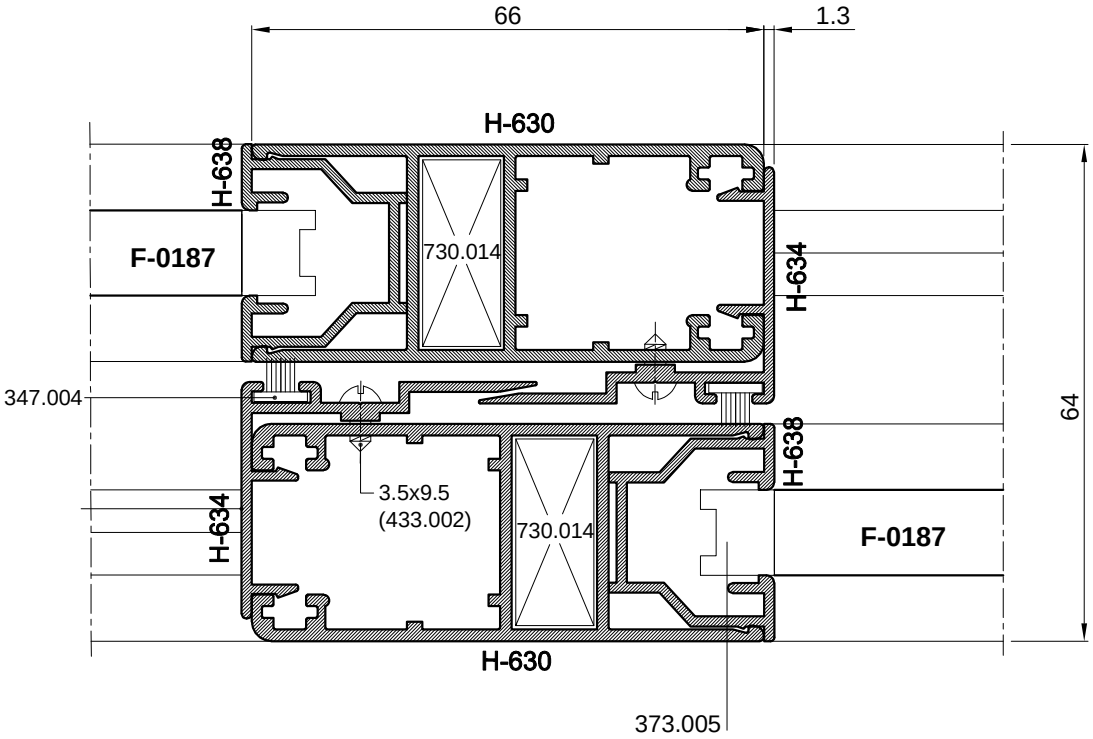


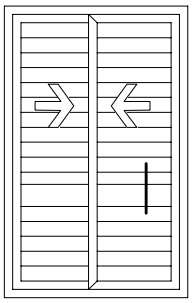


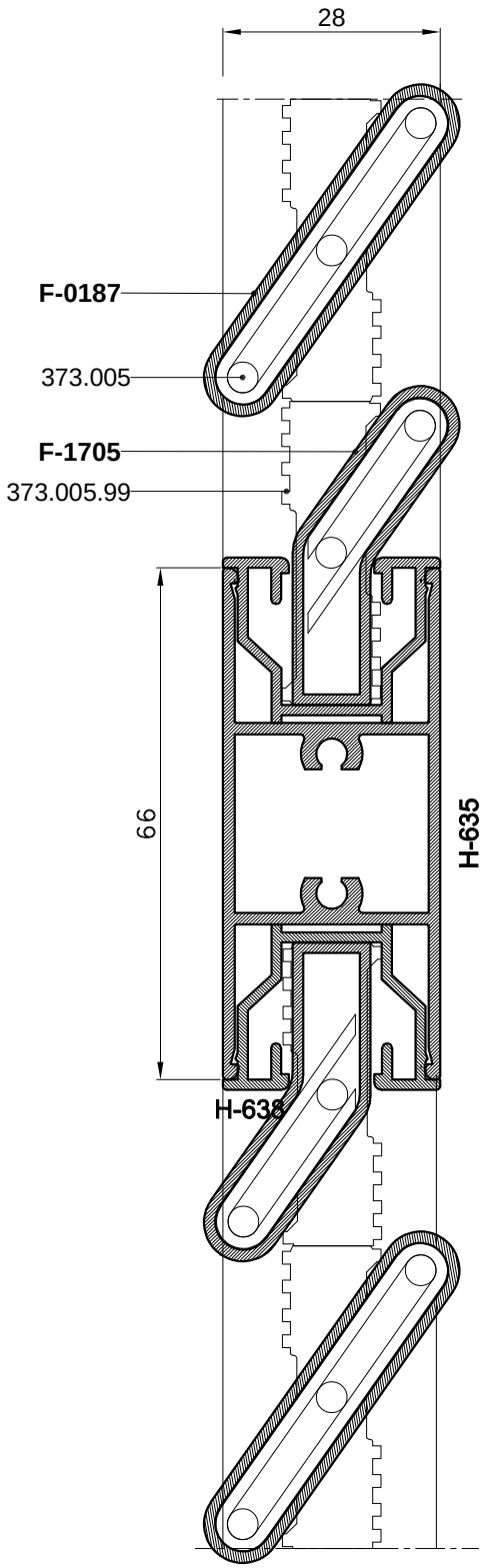




Grilje u sistemu Harmo





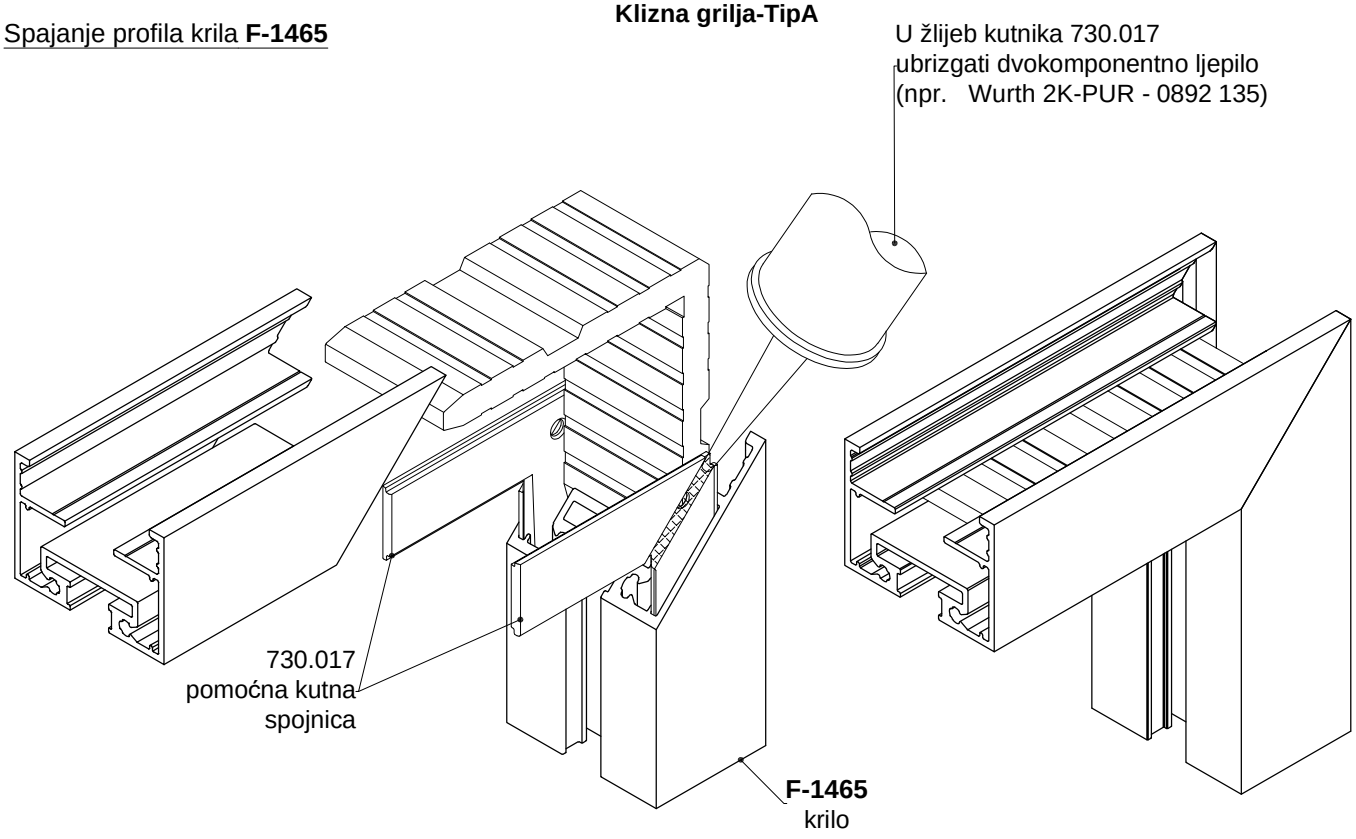


Grilje u sistemu Harmo

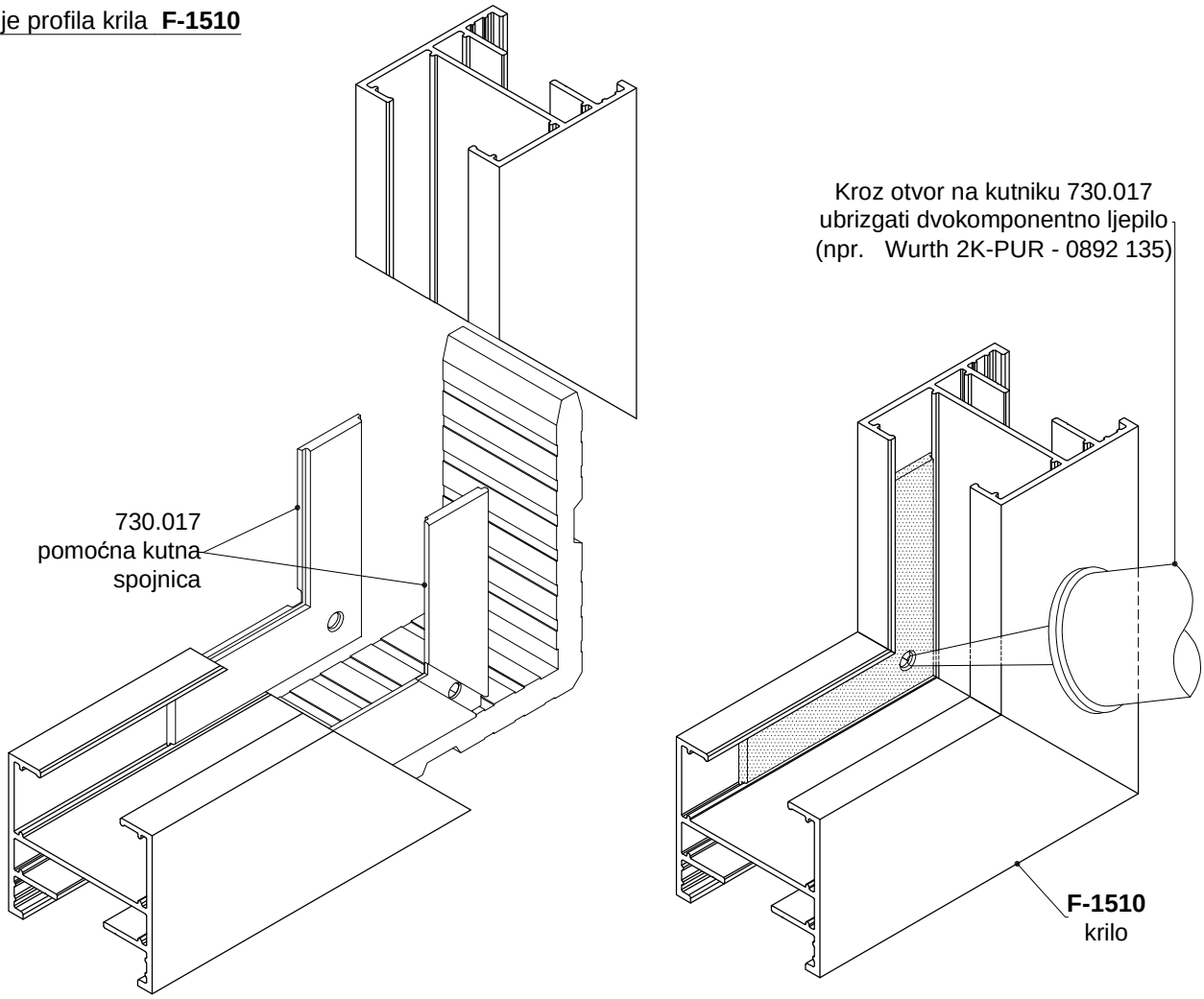
Obrada i montaža
/Klizna grilja/

Klizna grilja-TipA

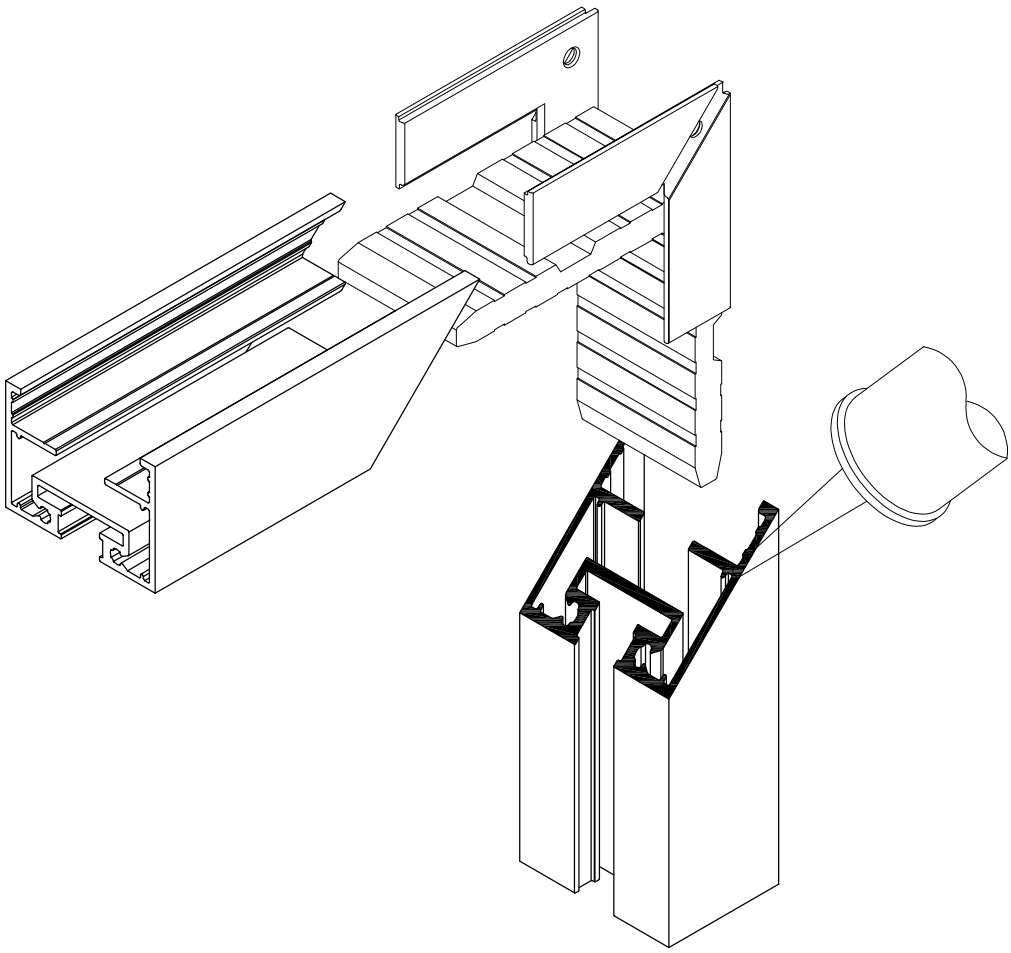
Spajanje profila krila **F-1465**



Spajanje profila krila **F-1510**



SPAJANJE PROFILA KUTNIM SPOJNICAMA



POSTUPAK SPAJANJA PROFILA:

1. Površine koje se spajaju-rezove očistiti i odmastiti prikladnim sredstvom */npr.Sika Remover 208; Wurth-kat.br.:892 130 30/.*

2. Premazati površine koje se spajaju ljepilom za metal */npr. Sika Force 7851; Wurth-kat.br.:892 130 010/.*

3. Ljepilo za metal ušpricati u komoru za kutnik - po opsegu komore

4. Profile s kutnikom izravnati i spojiti

5. Dio ljepila koji iscuri između rezova očistiti sredstvom za čišćenje i odmašćivanje */npr.Sika Remover 208; Wurth-kat.br.:892 130 30/.*

NAPOMENA:

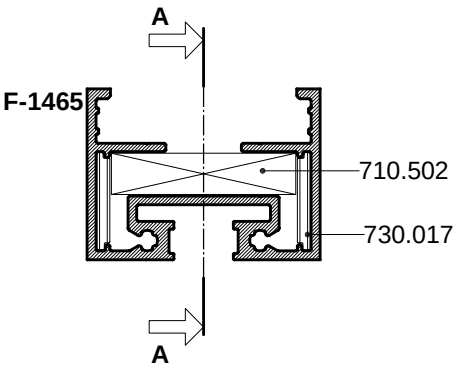
Ovaj postupak spajanja profila primjenjiv je za sve *Feal-ove* kutnike i njim odgovarajuće komore:

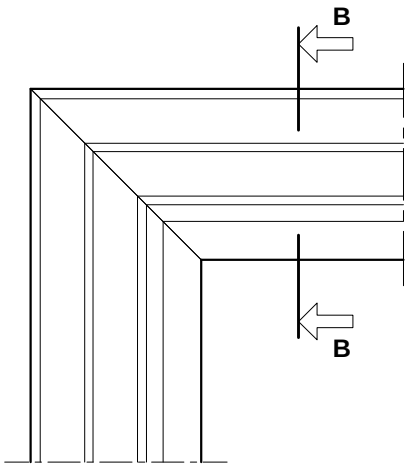
Lijepljenjem rezova i kutnika ljepilima za metal osigurava se potrebna zrako- i vodonepropusnosti spoja kao i dodatna mehanička čvrstoća spoja.

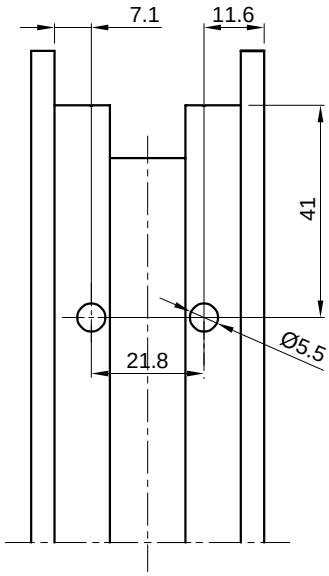
SPAJANJE PROFILA KRILA F-1465 KUTNICIMA

Klizna grilja-TipA

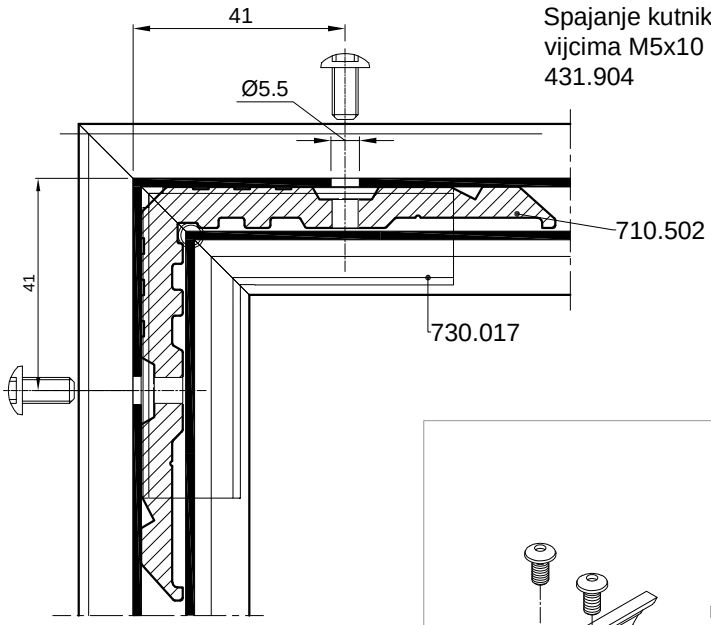
PRESJEK B-B



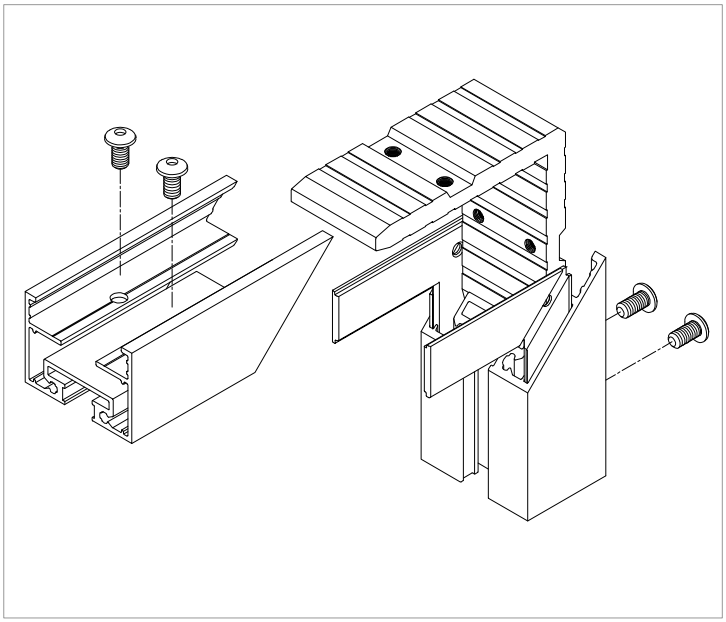




PRESJEK A-A



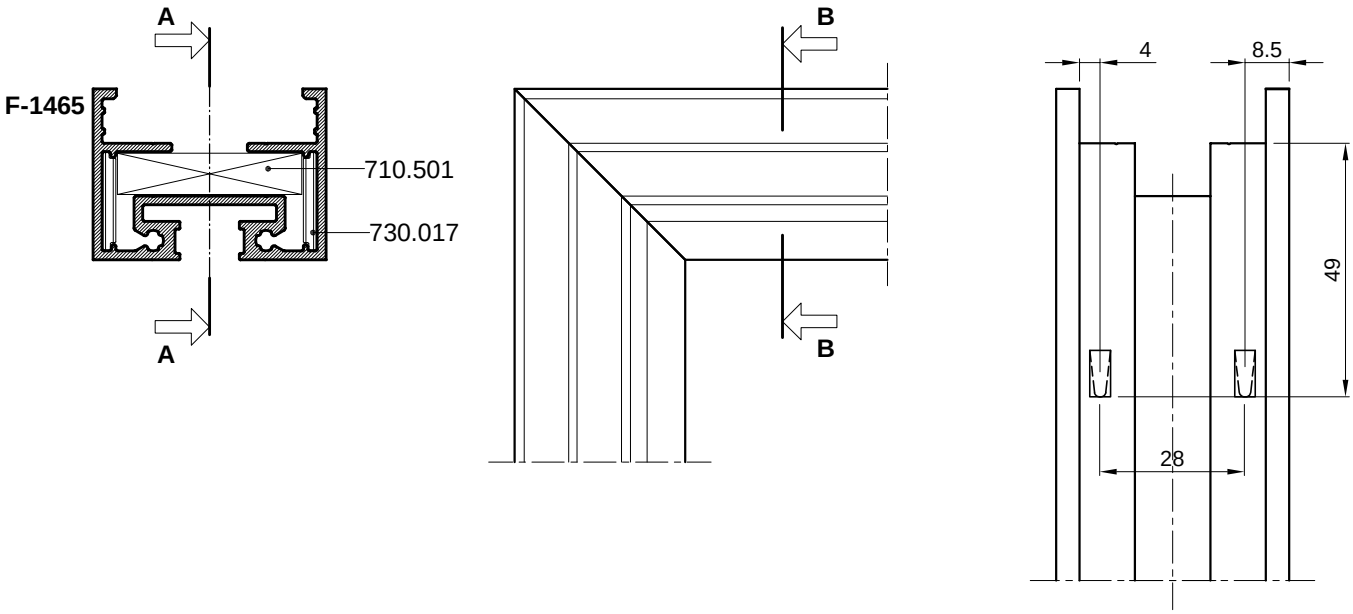
Spajanje kutnikom 710.502
vijcima M5x10 (ISO 7380)-art.
431.904



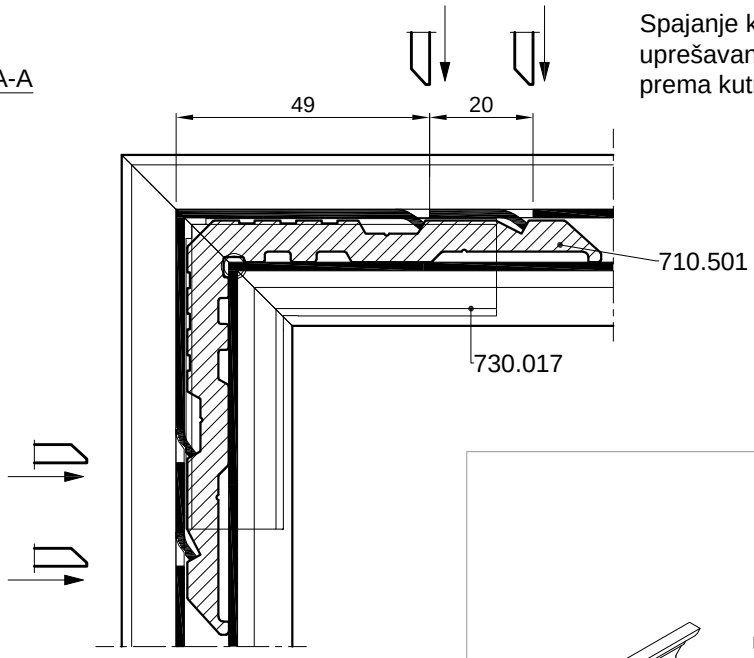
SPAJANJE PROFILA KRILA F-1465 KUTNICIMA

Klizna grilja-TipA

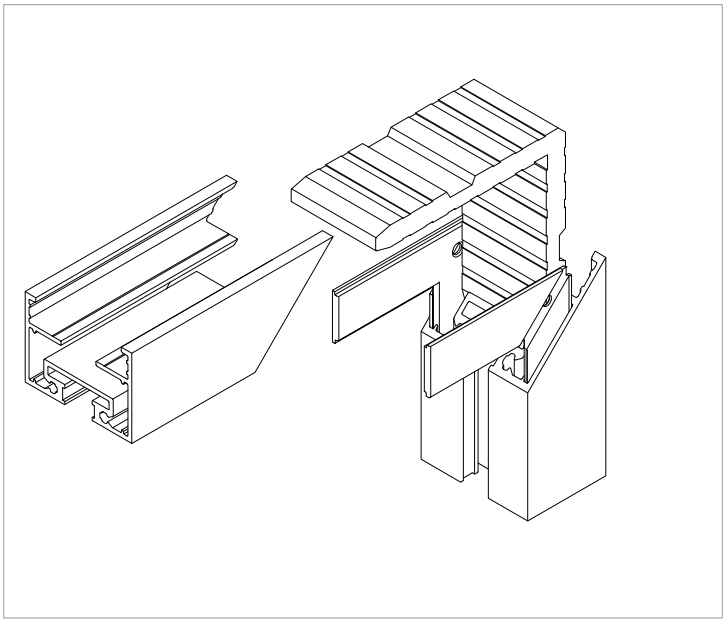
PRESJEK B-B



PRESJEK A-A



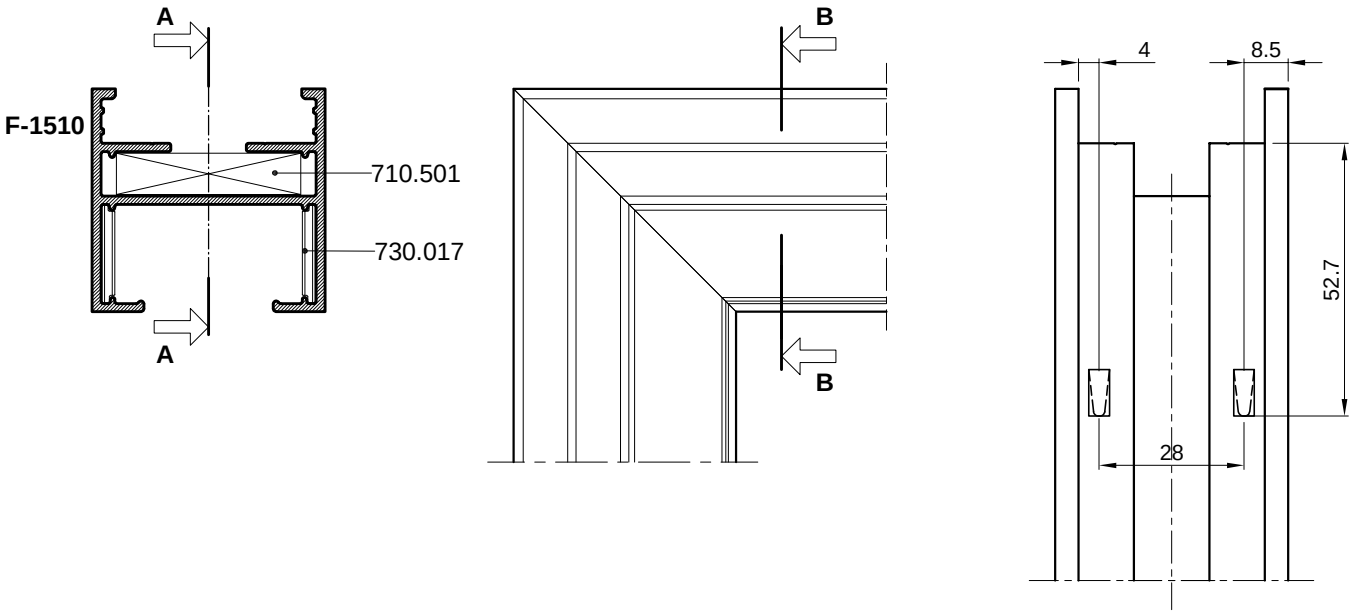
Spajanje kutnikom 710.501
uprešavanjem stijenke profila
prema kutniku



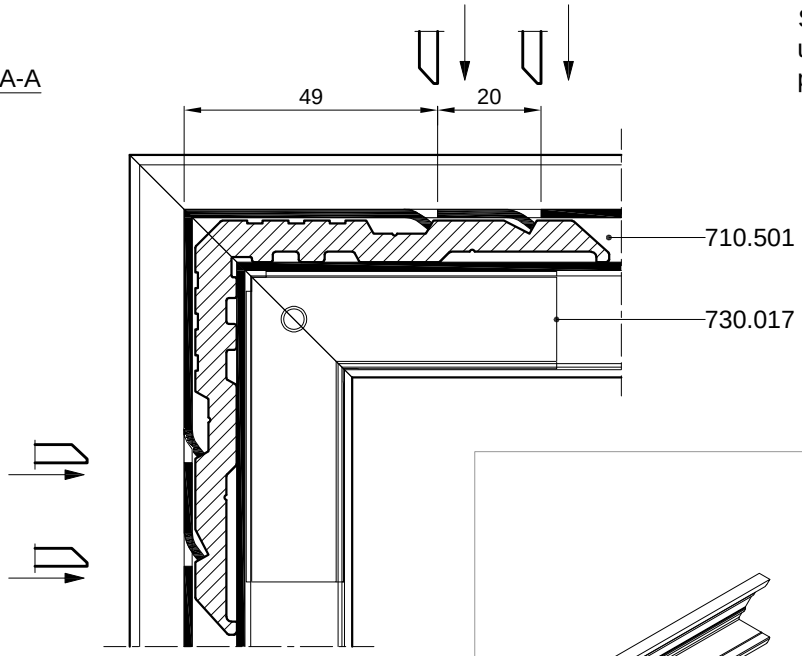
SPAJANJE PROFILA KRILA F-1510 KUTNICIMA

Klizna grilja-TipA

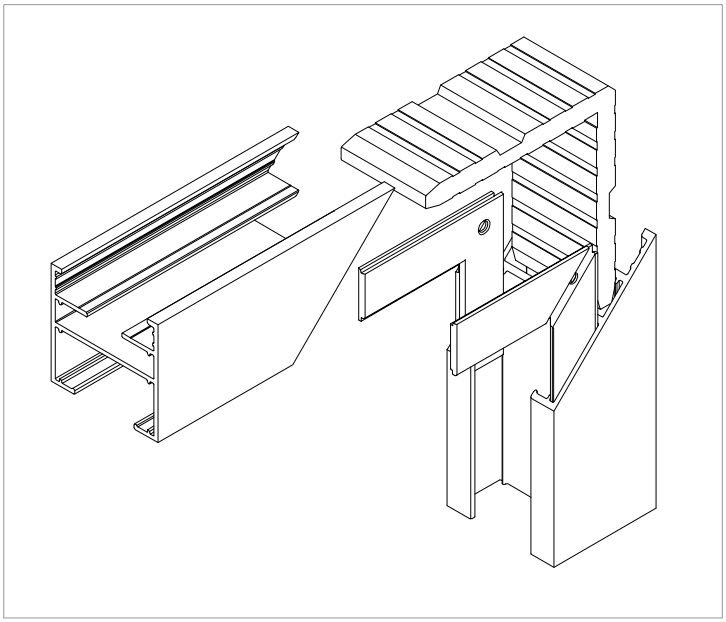
PRESJEK B-B




PRESJEK A-A



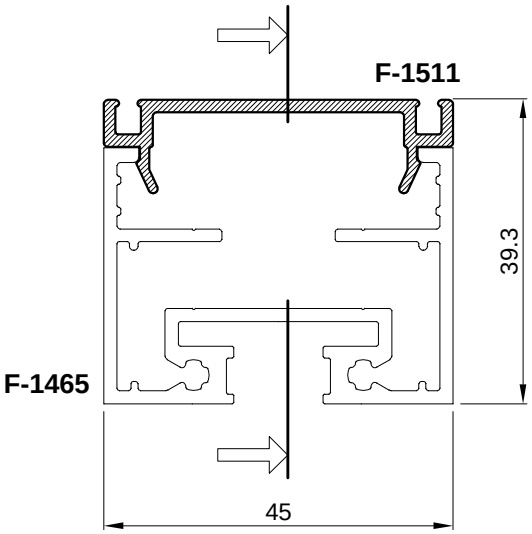
Spajanje kutnikom 710.501 uprešavanjem stijenke profila prema kutniku

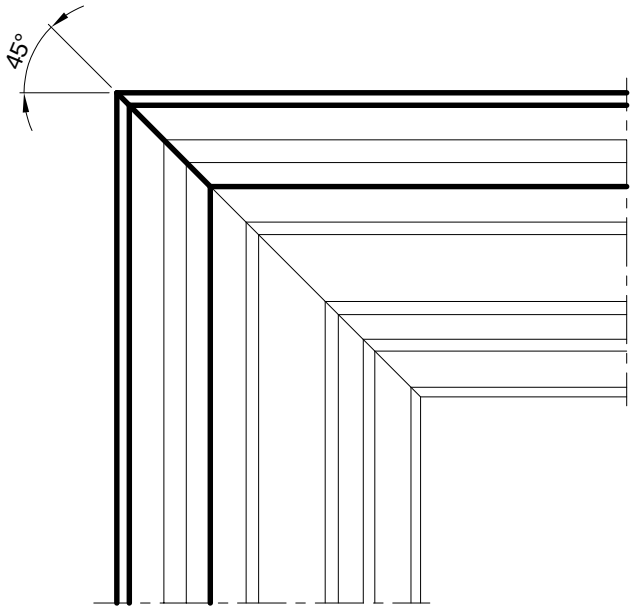


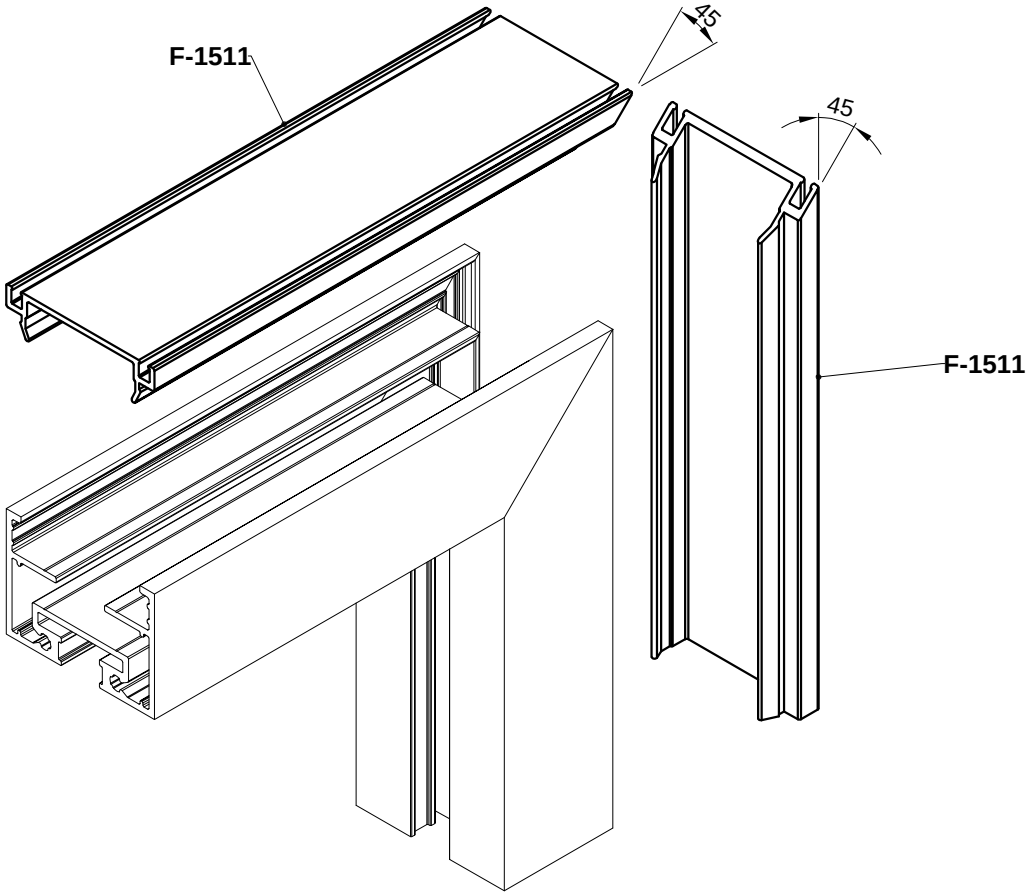
Klizna grilja-TipA



UGRADNJA PROFILA MASKE - F-1511
-Pilanje profila maske F-1511 - pod 45°
-Ugradnja po sistemu ,klik,

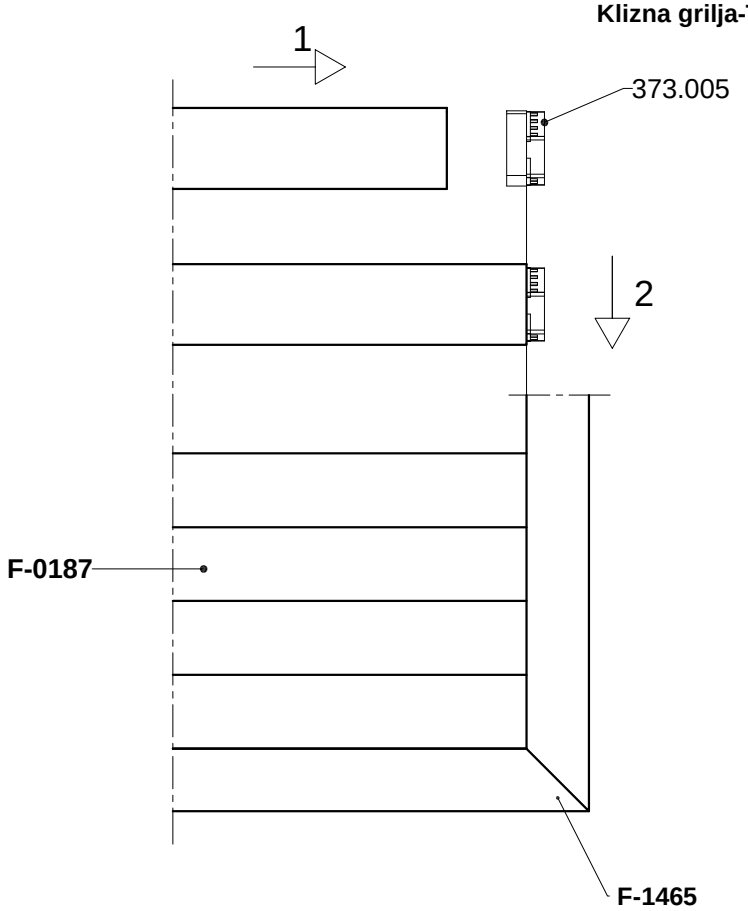


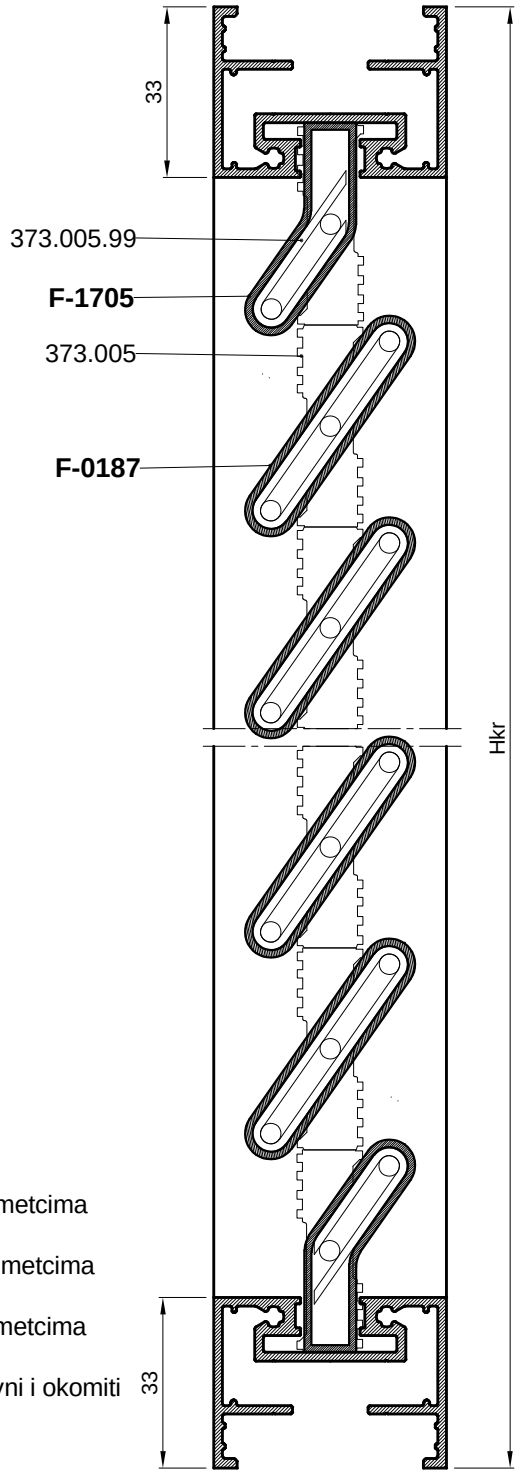




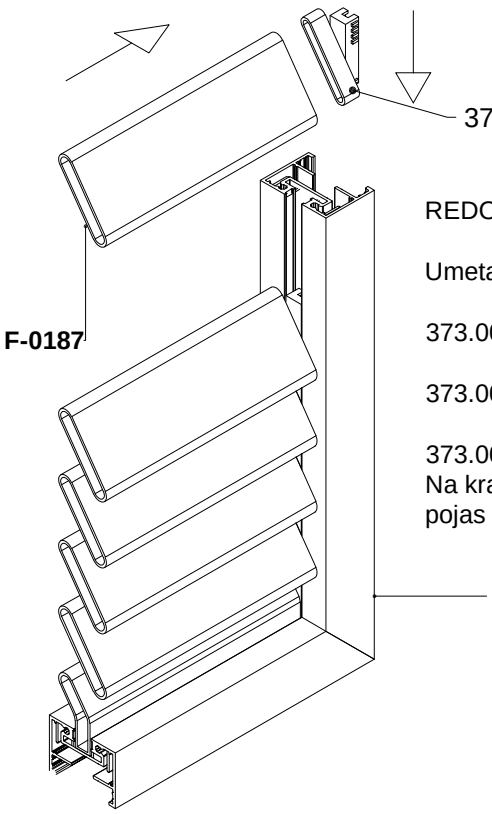
UGRADNJA ELEMENATA FIKSNE ISPUNE

Klizna grilja-TipA





Klizna grilja-TipA



REDOSLIJED MONTAŽE

Umetati redom:

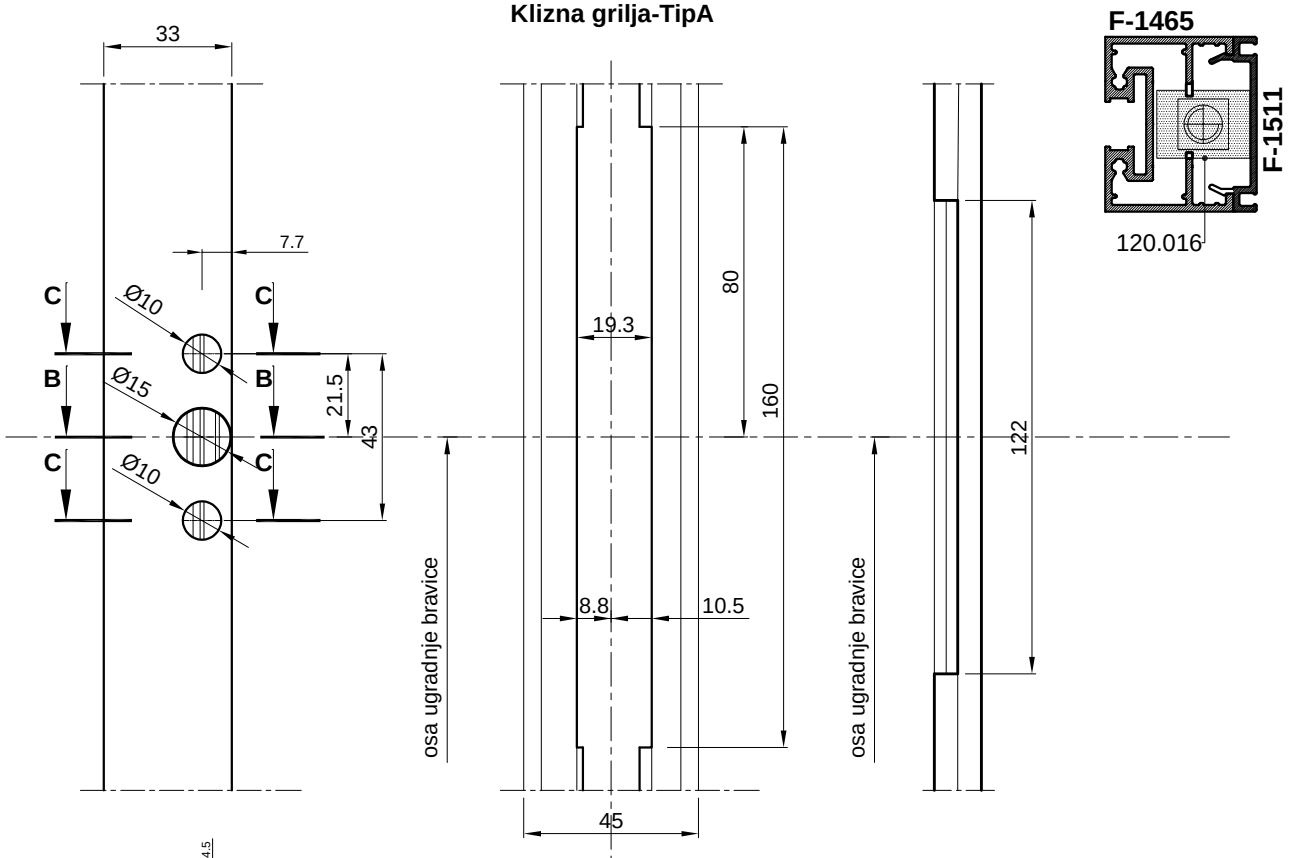
-početni profil F-1705 sa umetcima 373.005.99 (obostrano)

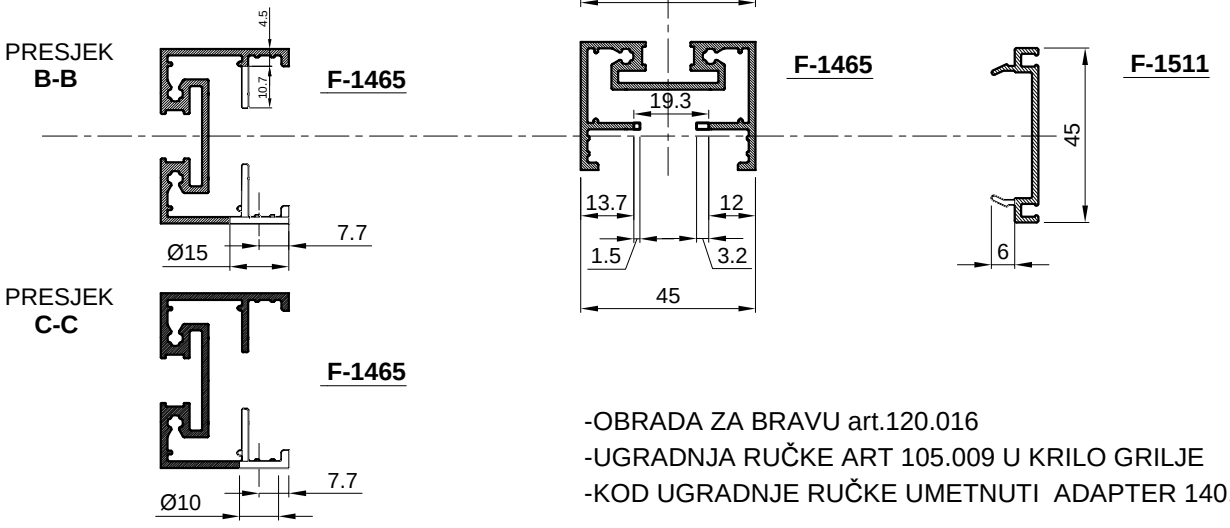
-profile ispune F-0187 sa umetcima 373.005 (obostrano)

-završni profil F-1705 sa umetcima 373.005.99 (obostrano)

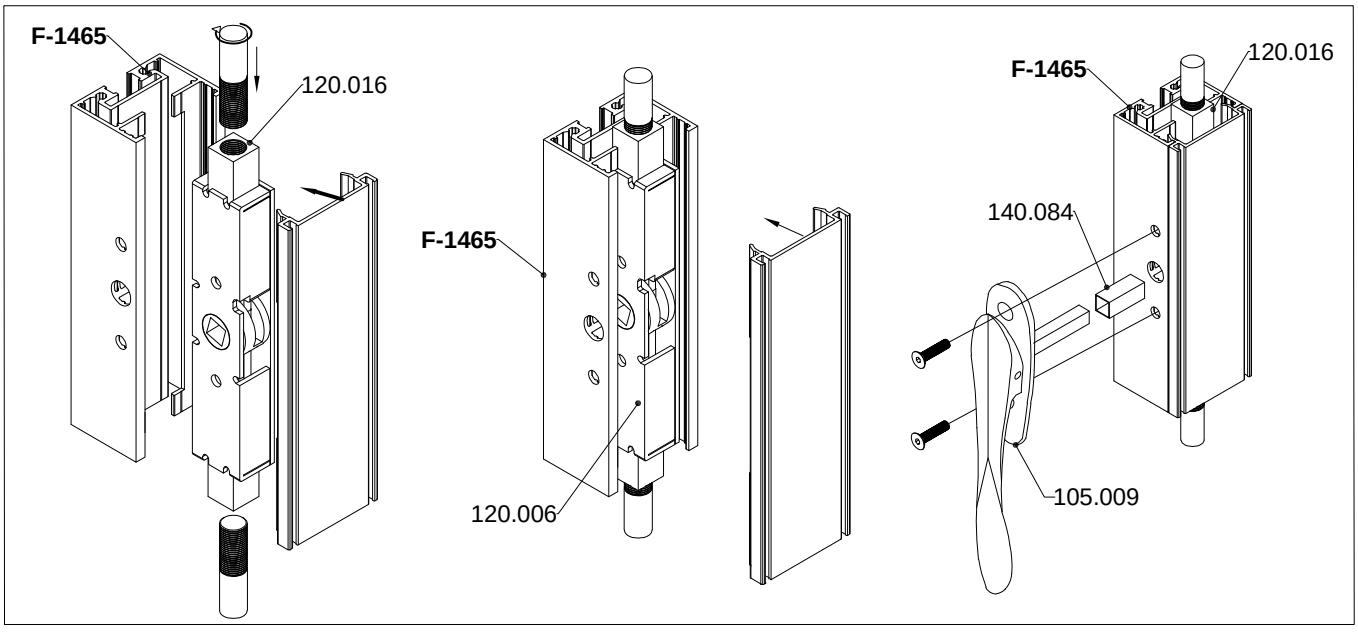
Na kraju spojiti kutnicima vodoravni i okomiti pojas krila (F-1465).

Klizna grilja-TipA

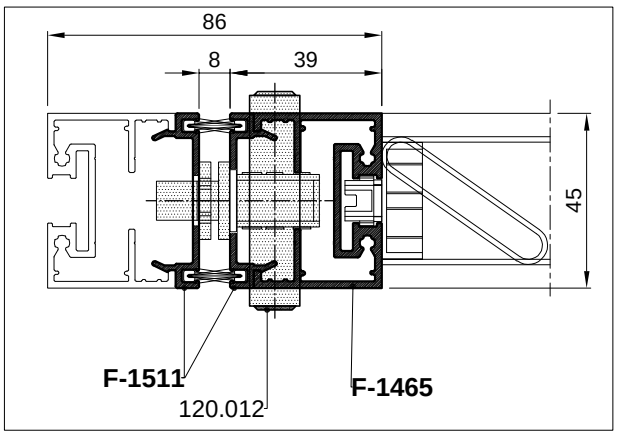




-OBRADA ZA BRAVU art.120.016
-UGRADNJA RUČKE ART 105.009 U KRILO GRILJE
-KOD UGRADNJE RUČKE UMETNUTI ADAPTER 140.084

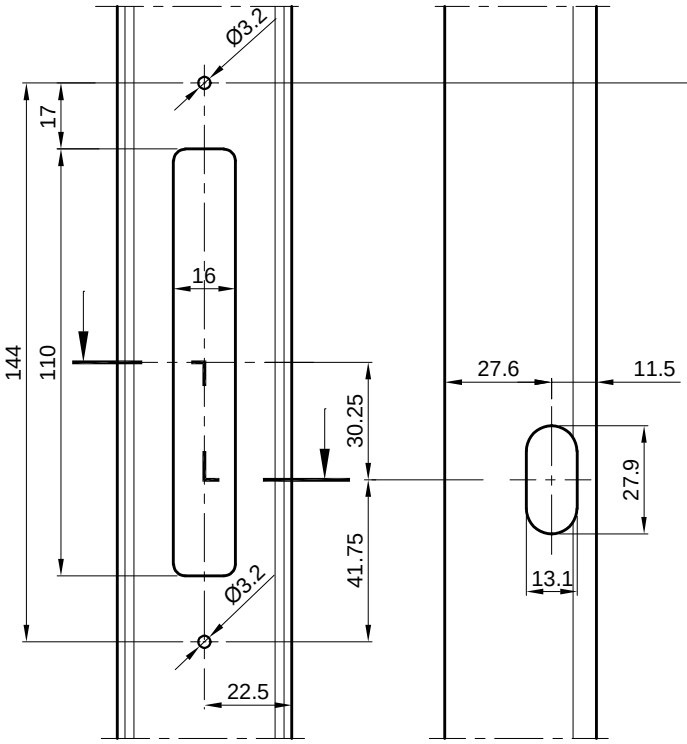


Klizna grilja-TipA

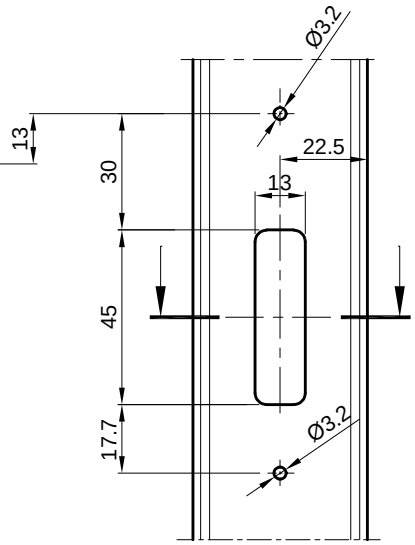


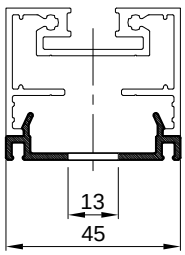
UGRADNJA BRAVICE S KLJUČEM art.120.012
U KRILO GRILJE

OBRADA PROFILA ZA BRAVU



OBRADA PROFILA ZA ŠILD

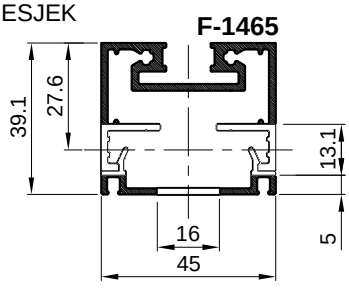


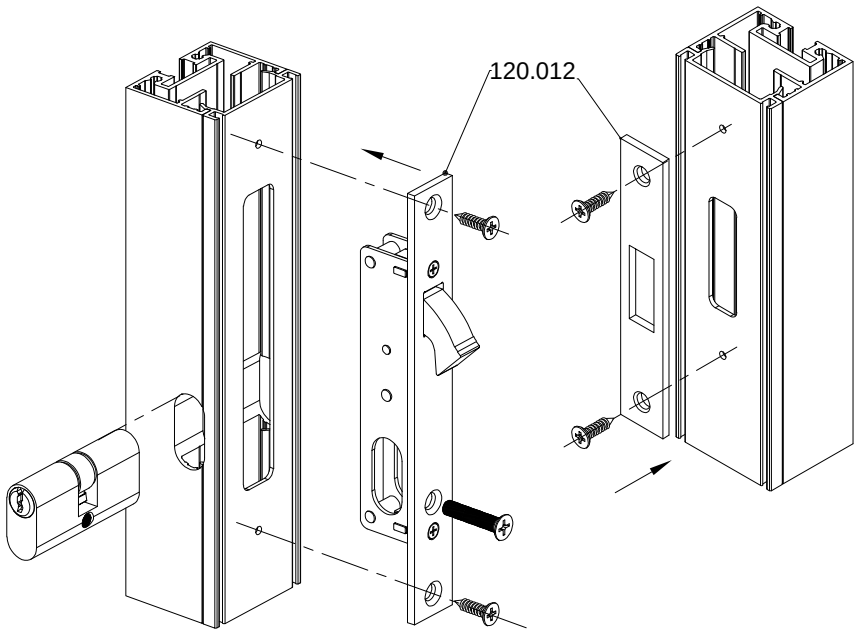


PRESJEK

PRESJEK

F-1465





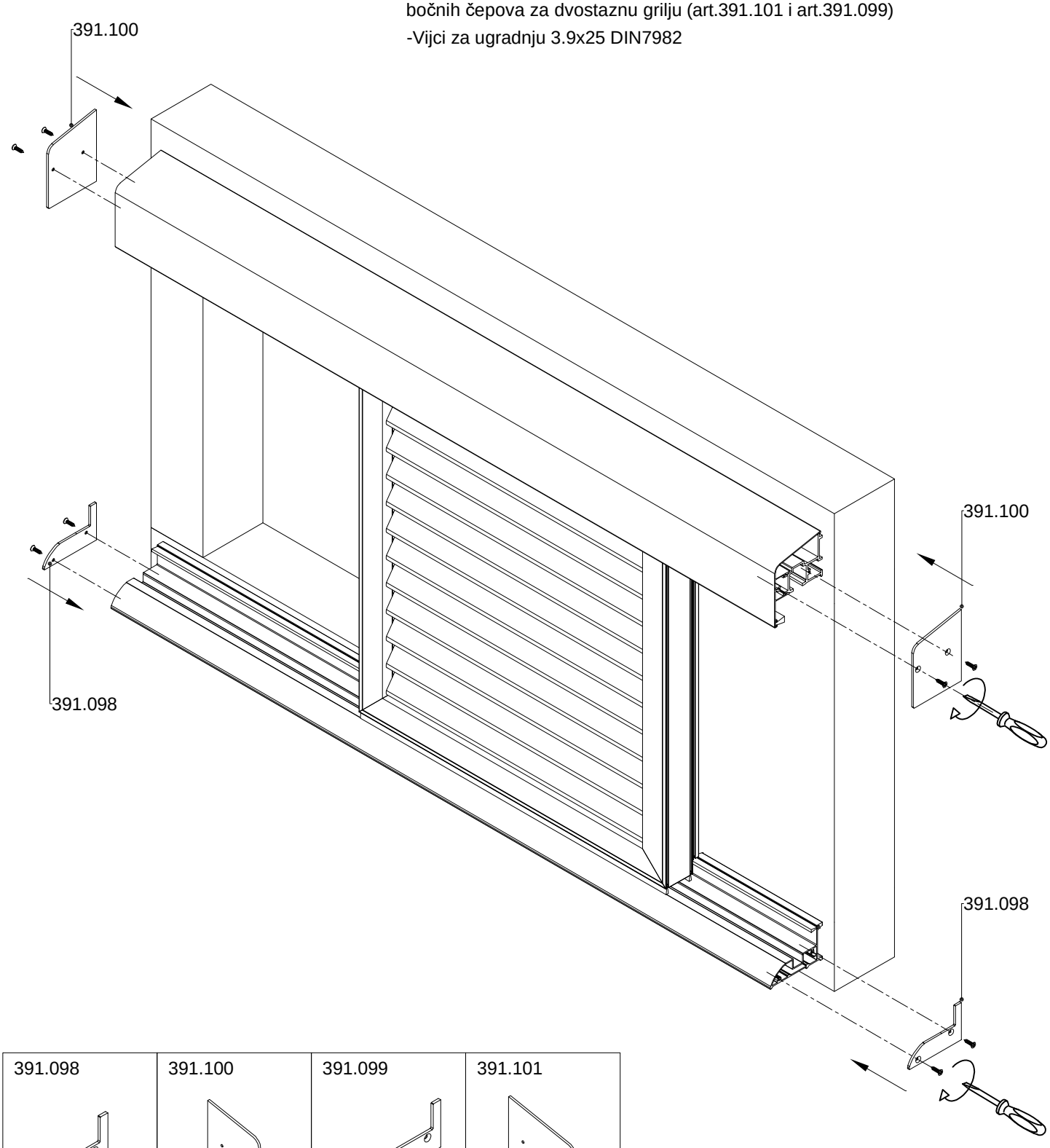
Klizna grilja-TipA

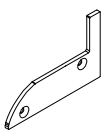
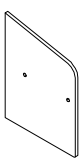
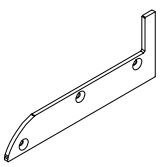
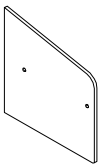
UGRADNJA BOČNIH ČEPOVA

-Prikazana je ugradnja bočnih čepova kod jednostazne grilje (art.391.100 i art.391.098)

-Ugradnja čepova kod dvostazne grilje izvodi se na isti način korištenjem bočnih čepova za dvostaznu grilju (art.391.101 i art.391.099)

-Vijci za ugradnju 3.9x25 DIN7982

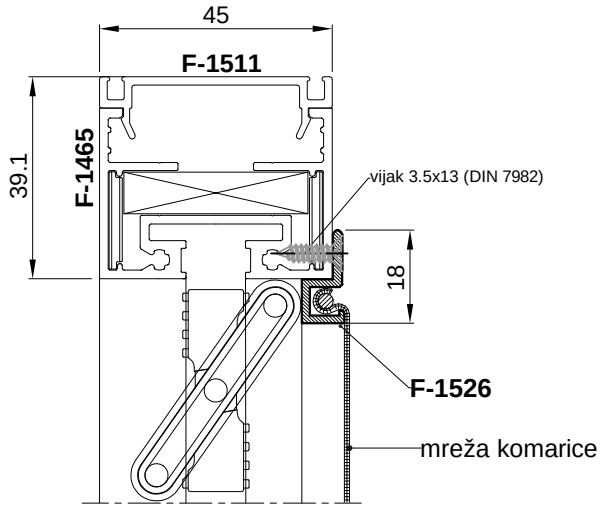


391.098	391.100	391.099	391.101
			

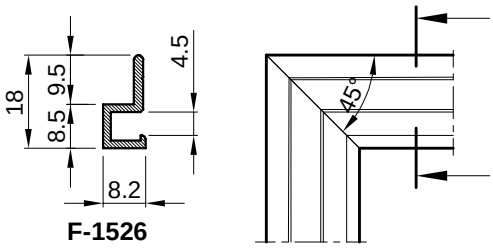
Klizna grilja-TipA

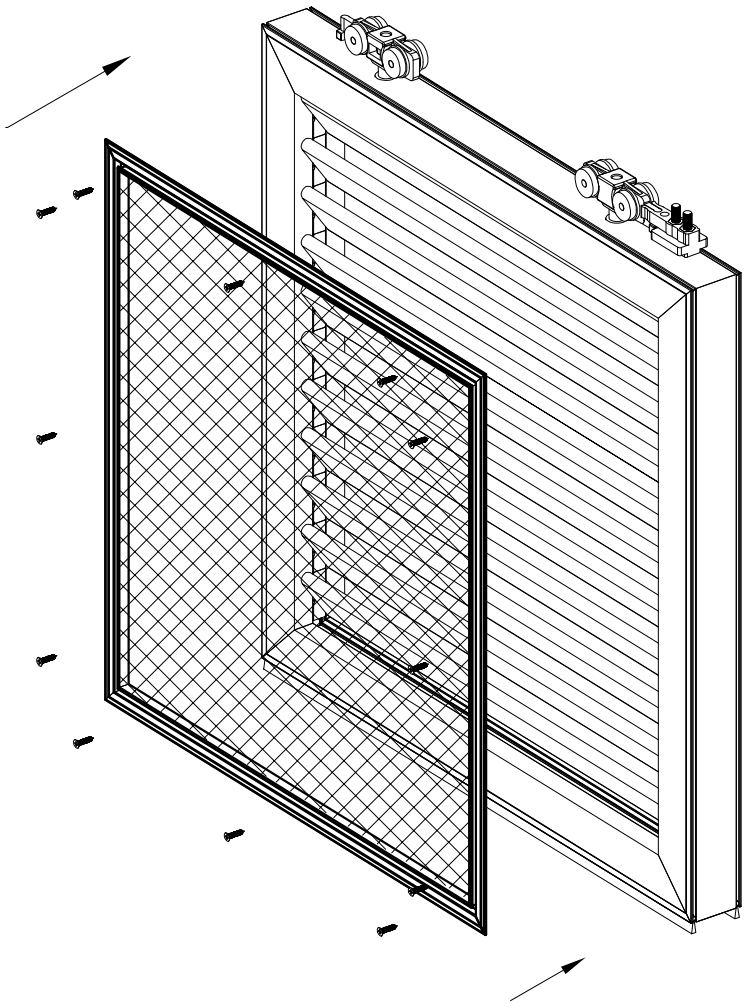
UGRADNJA FIKSNE KOMARICE U KRILO

-Ugradnja nije moguće kad se koristi mehanizam s pokretnim lamelama (profil F-1510)



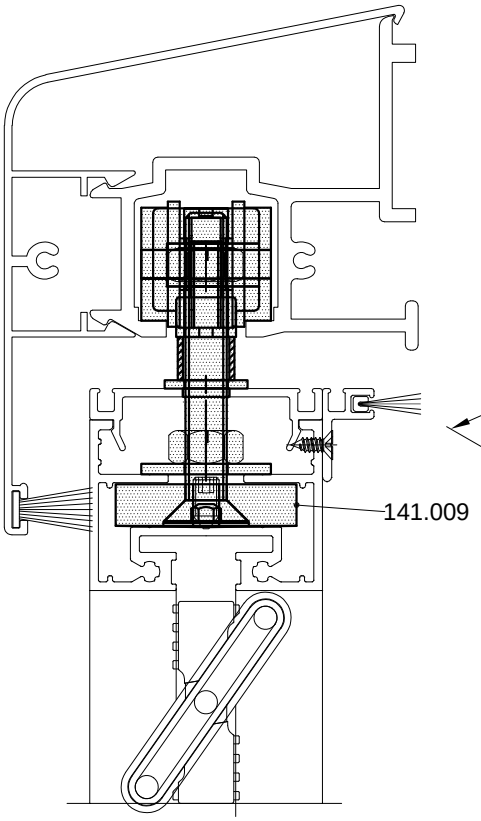
-Spoj (pilanje) profila komarice pod 45°

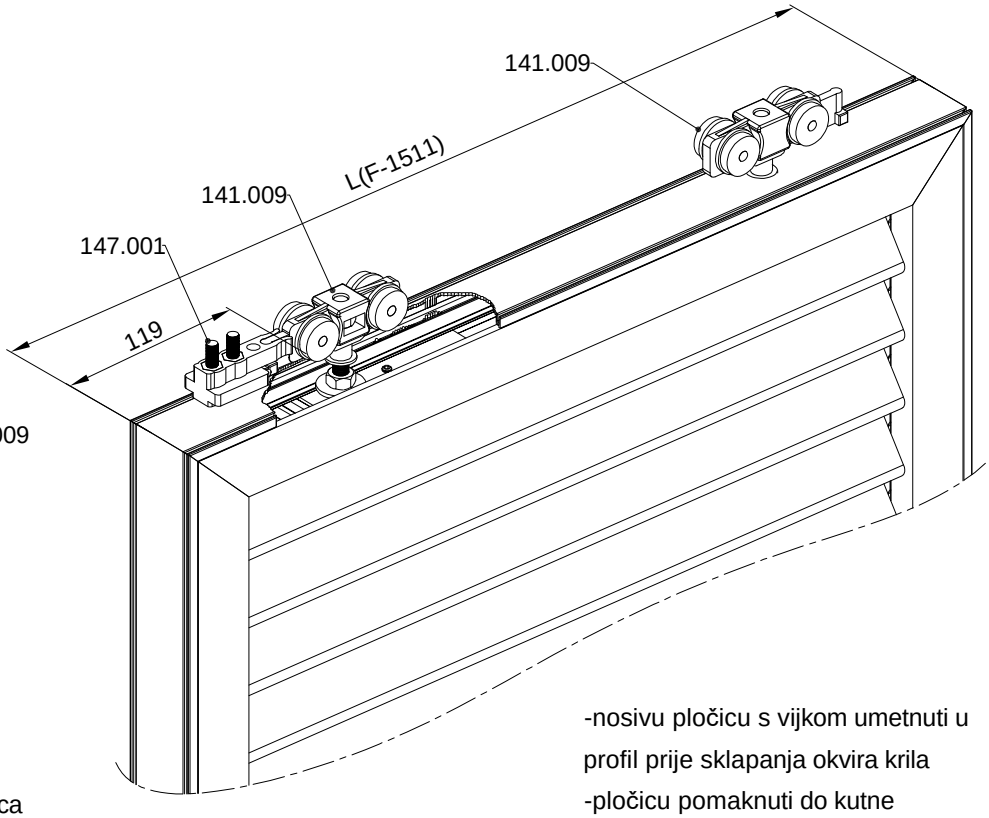




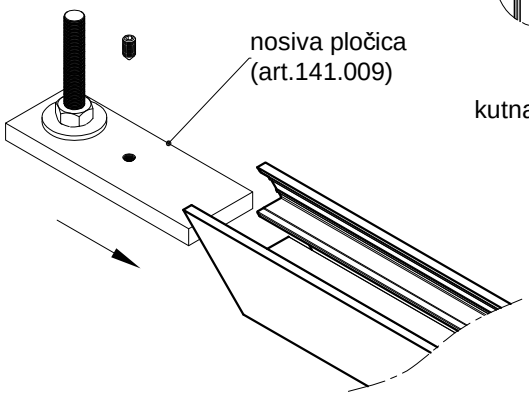
UGRADNJA SETA ZA NOŠENJE KRILA GRILJE (točkići sa nosivom pločicom art.141.009)

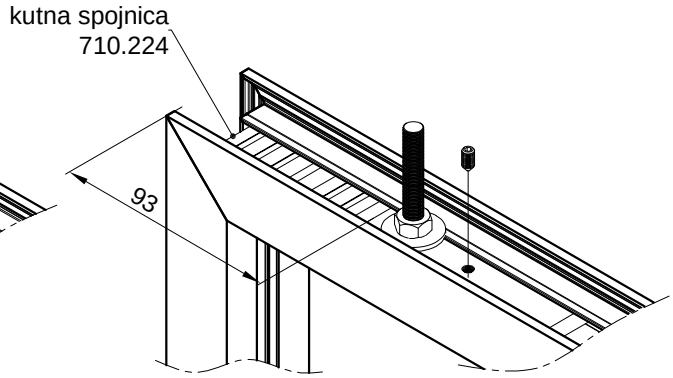
Klizna grilja-TipA



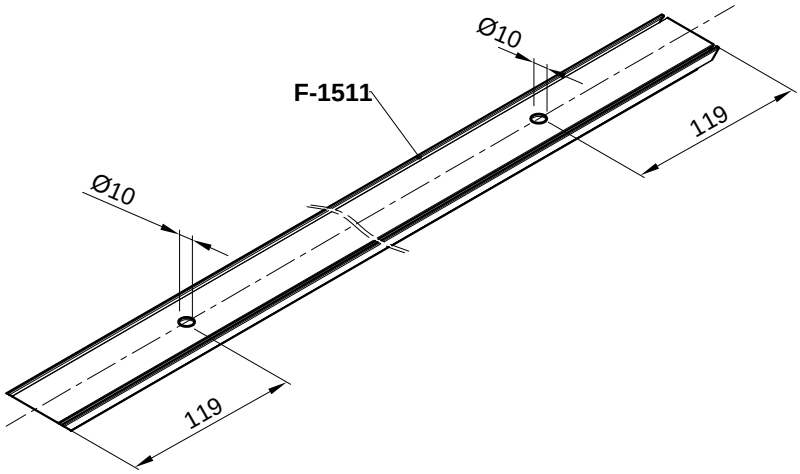


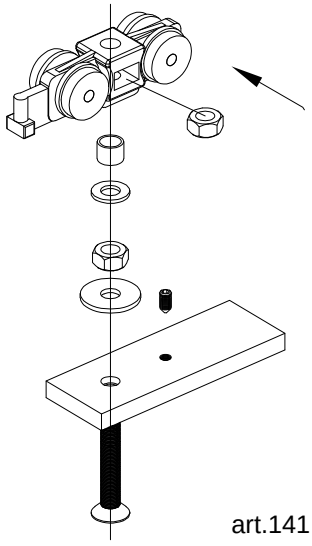
-nosivu pločicu s vijkom umetnuti u profil prije sklapanja okvira krila
-pločicu pomaknuti do kutne spojnice te je fiksirati imbus vijkom





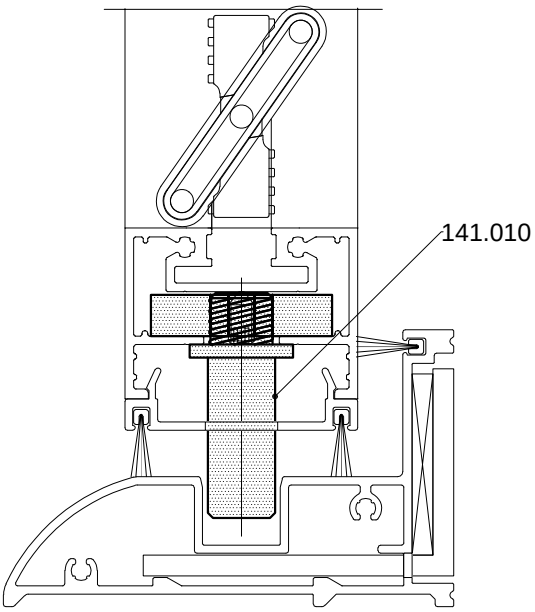
OBRADA PRODILA F-1511

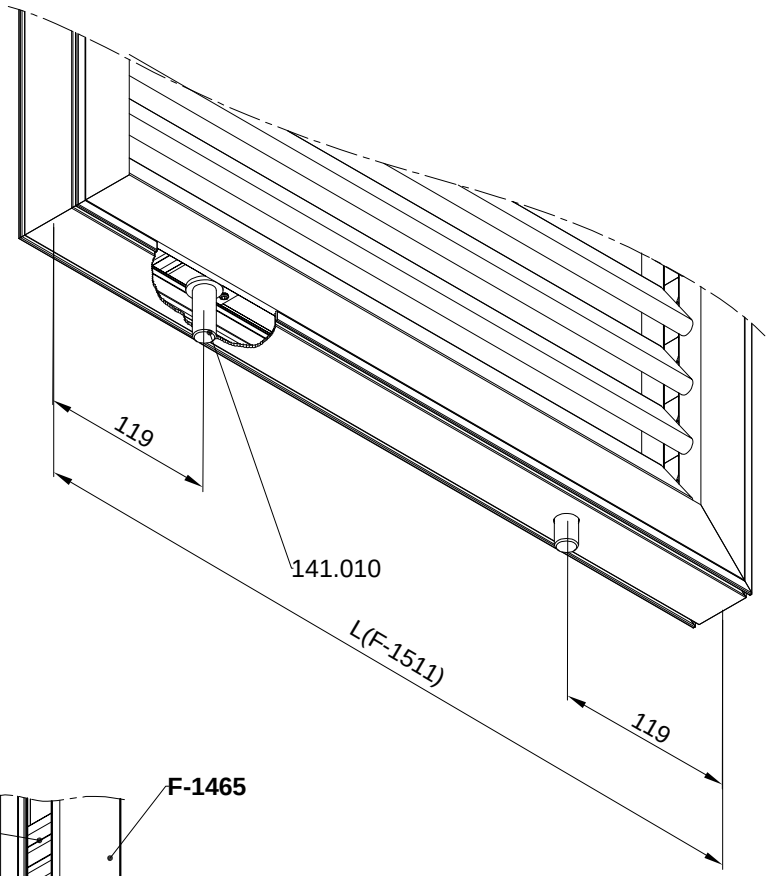


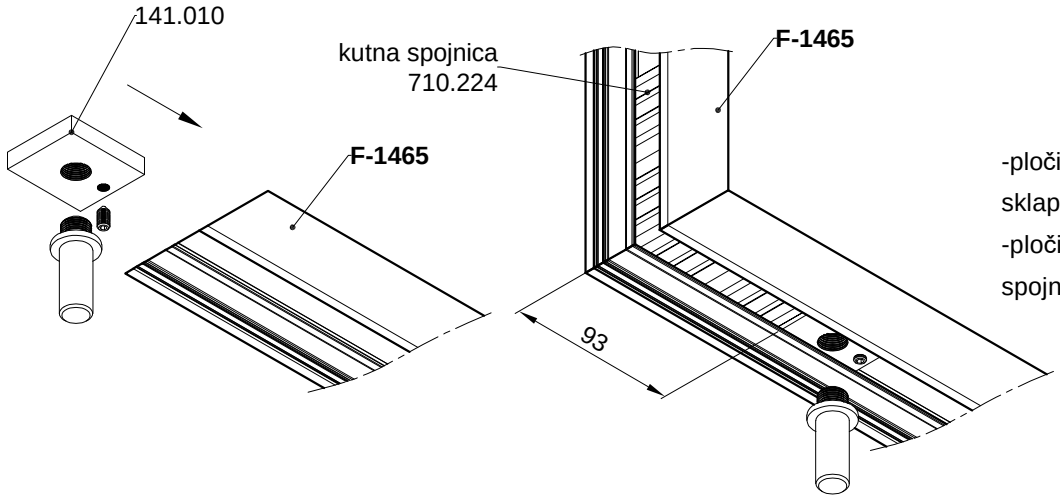


art.141.009

UGRADNJA SETA ZA VOĐENJE KRILA GRILJE (usmjerivač krila art.141.010)
Klizna grilja-TipA

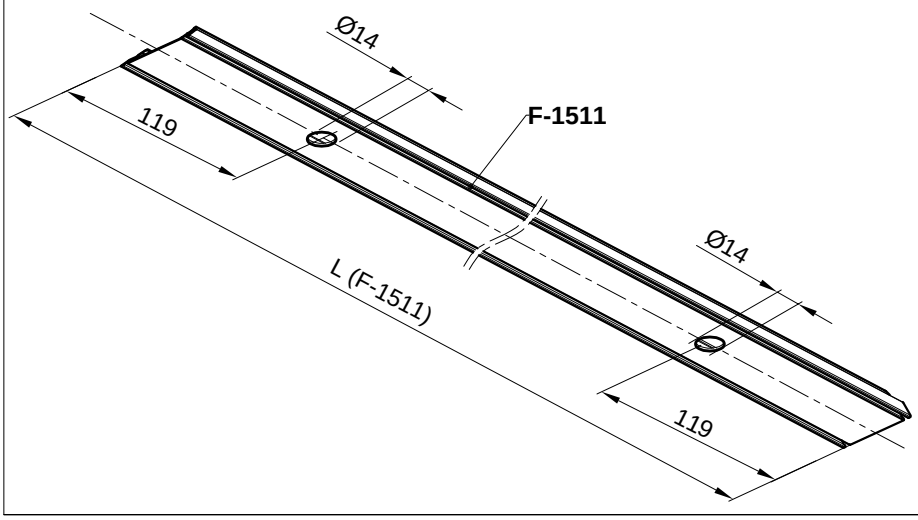


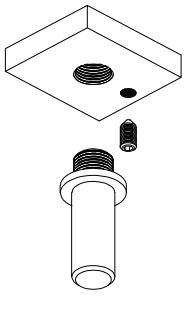




-pločicu umetnuti u profil prije sklapanja okvira krila
-pločicu pomaknuti do kutne spojnice te je fiksirati imbus vijkom

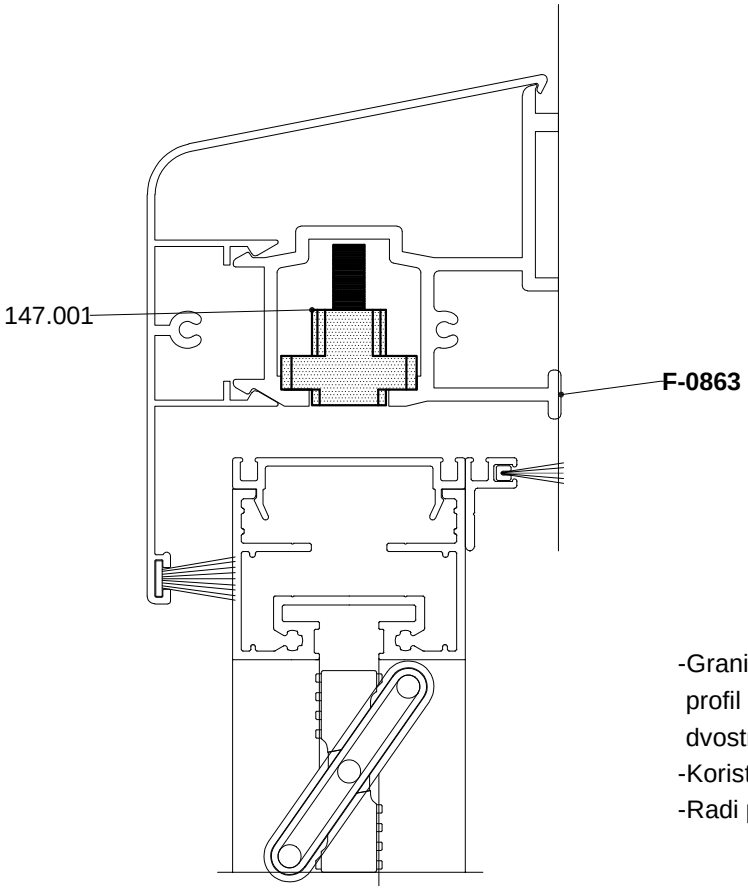
OBRADA PRODILA F-1511

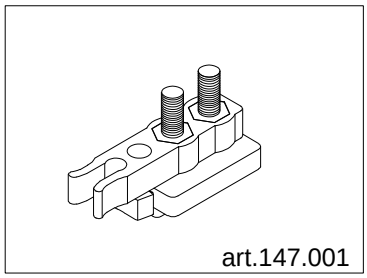




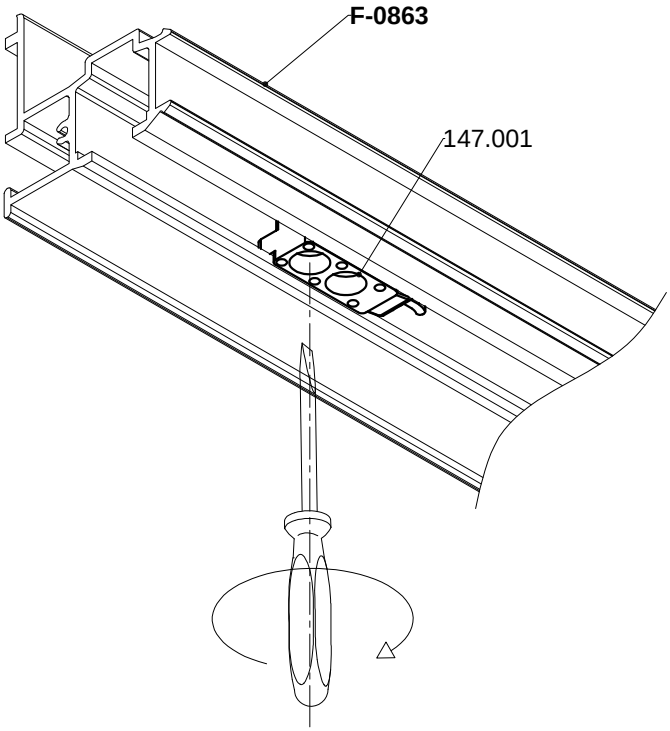
art.141.010

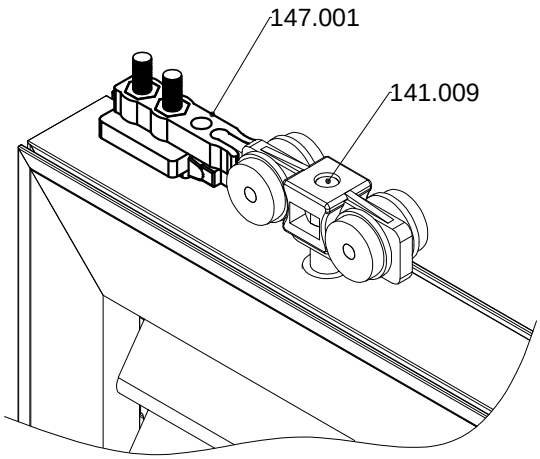
UGRADNJA GRANIČNIKA (UBLAŽIVAČ UDARA)- art.147.001
Klizna grilja-TipA

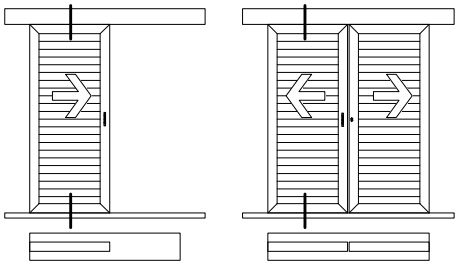




-Graničnik (ublaživač udara) se ugrađuje u profil nosive klizne staze (jednostruke F-0863 i dvostruke F-1513)
-Koristi se kao graničnik kretanja krila
-Radi po sistemu "klik" sa točkićima



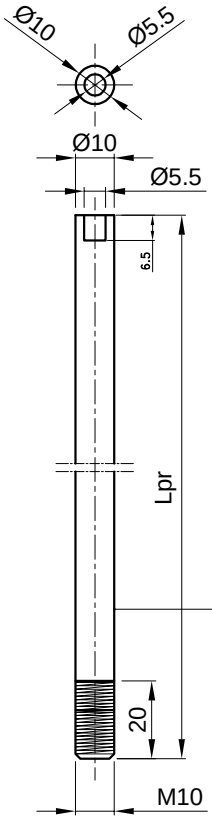





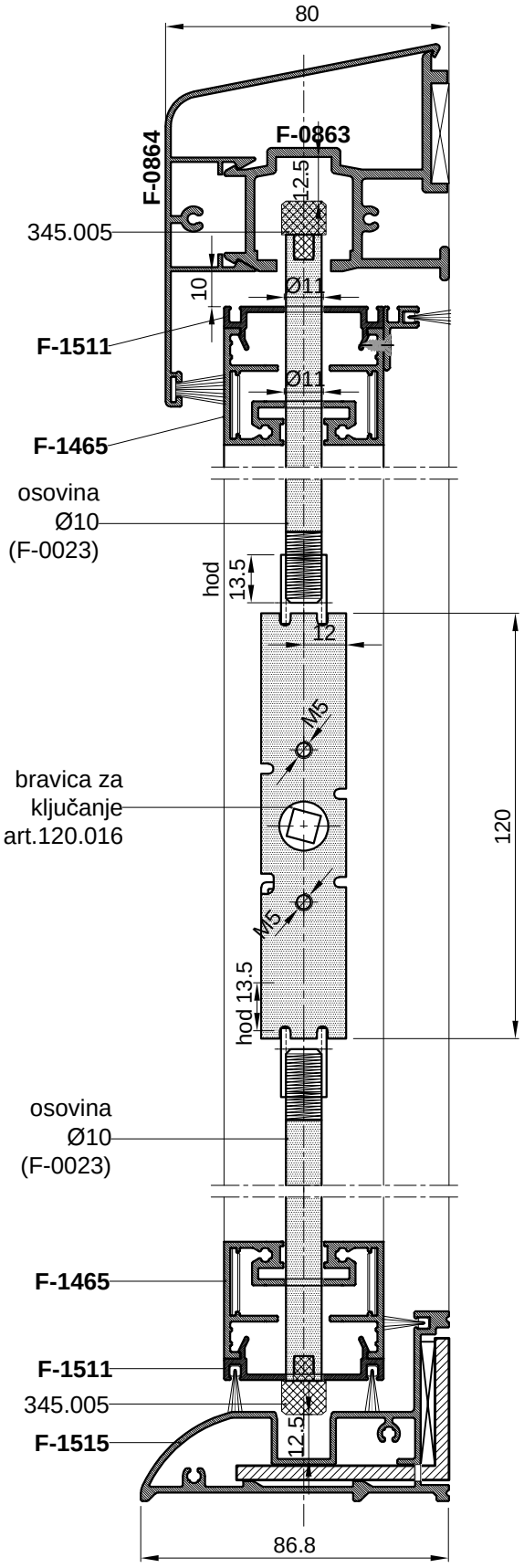
DETALJ FIKSIRANUJE GRILJE BRAVICOM art. 120.016

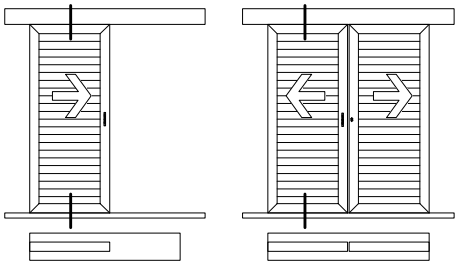
- fiksiranje grilje u svakom položaju

Klizna grilja-TipA





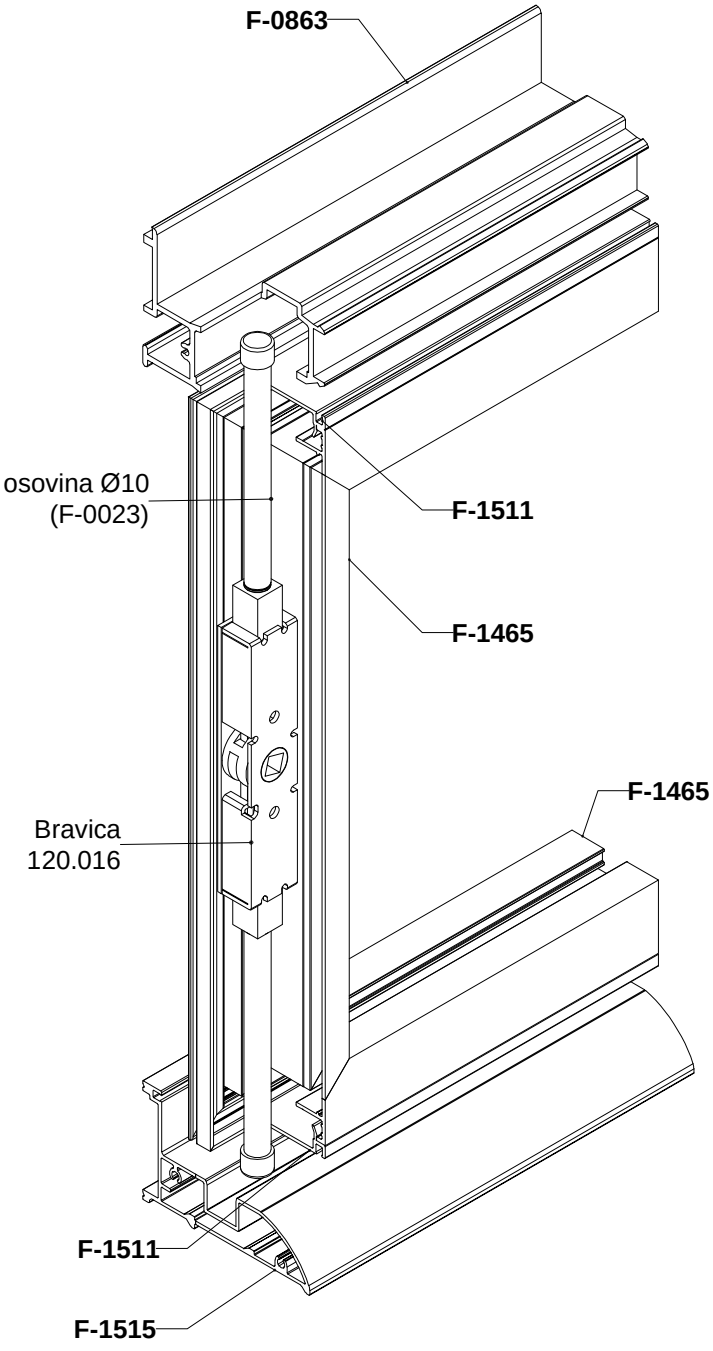


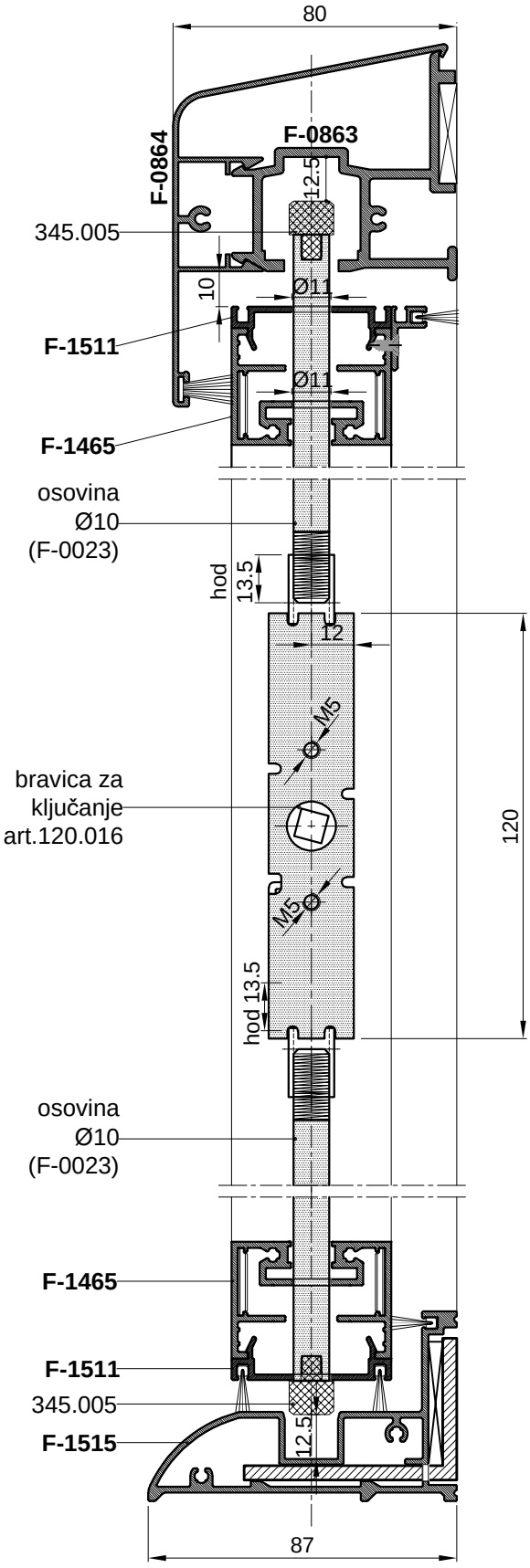


DETALJ FIKSIRANUJE GRILJE BRAVICOM art. 120.016


- fiksiranje grilje u svakom položaju

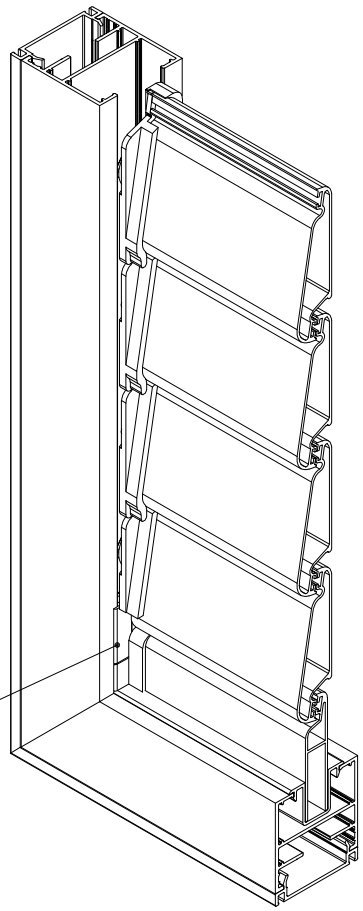
Klizna grilja-TipA

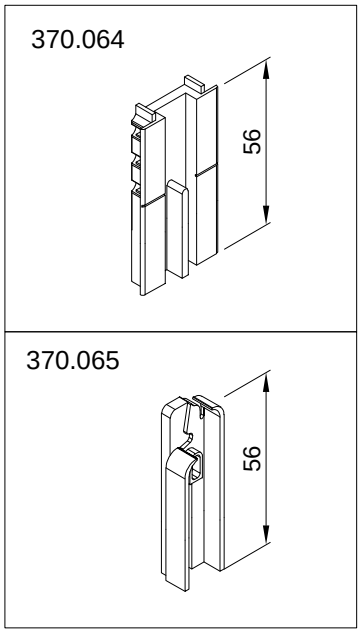




Ugradnja početnog profila D45-075 s pripadajućim pvc umetcima u krilo grilje

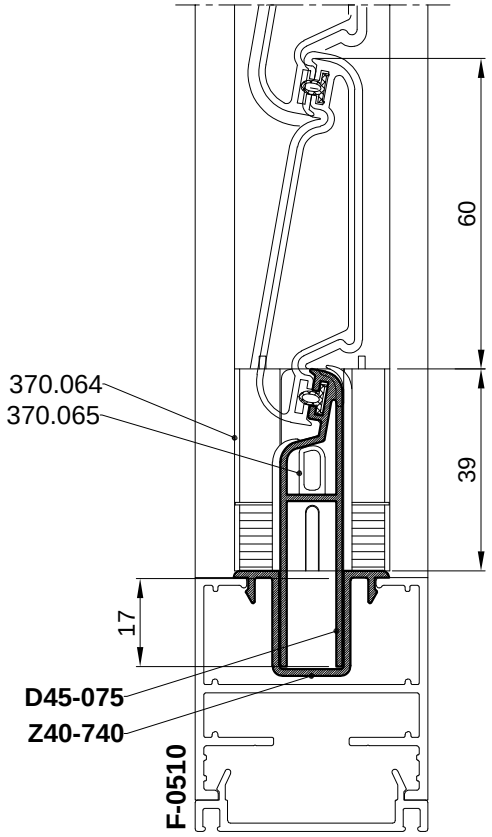




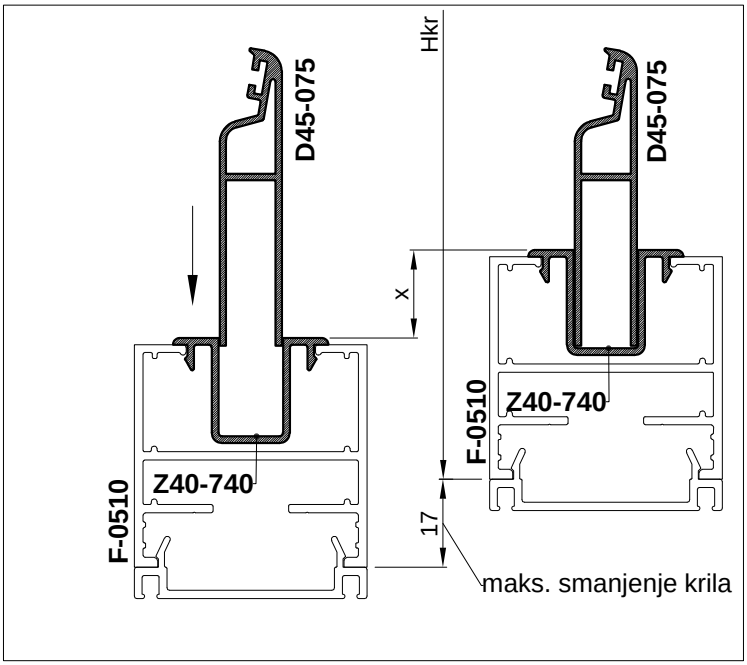


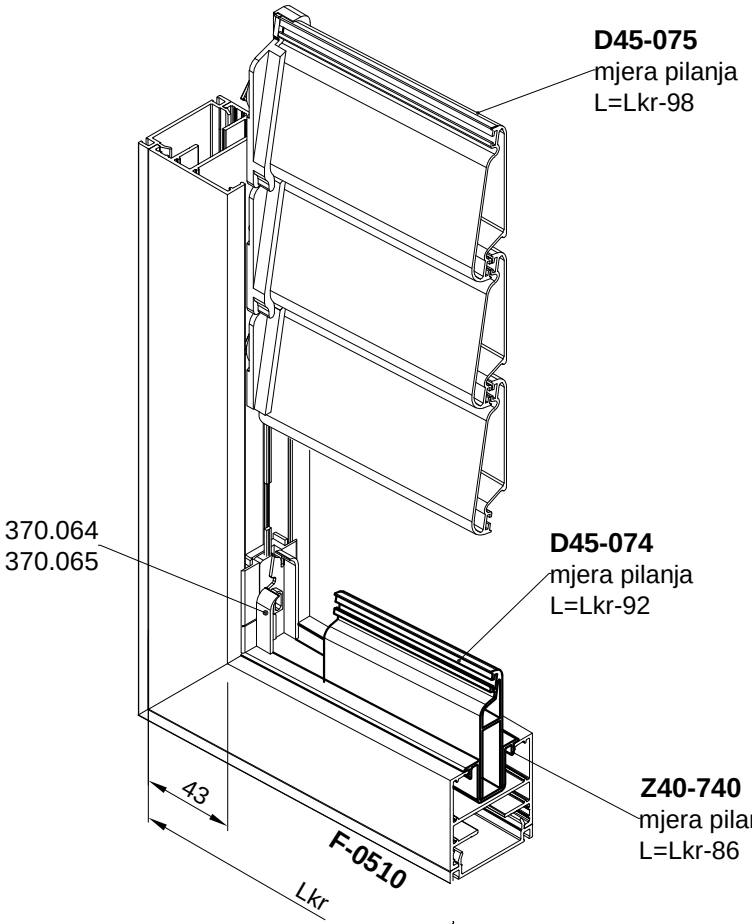
PRVI KORAK - Smanjivanje krila od 0-34 mm:

1. Pomjeranjem profila D45-075 u profilu Z40-740
2. Skraćivanje pvc umetaka 370.064 i 370.065

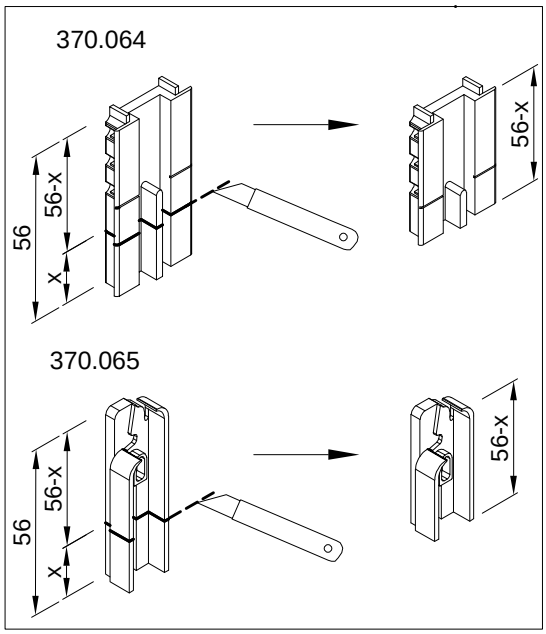


1. Pomjeranje D45-075 u Z40-740 za x = 0-17 mm





2. Skraćivnje pvc umetaka, x = 0-17 mm

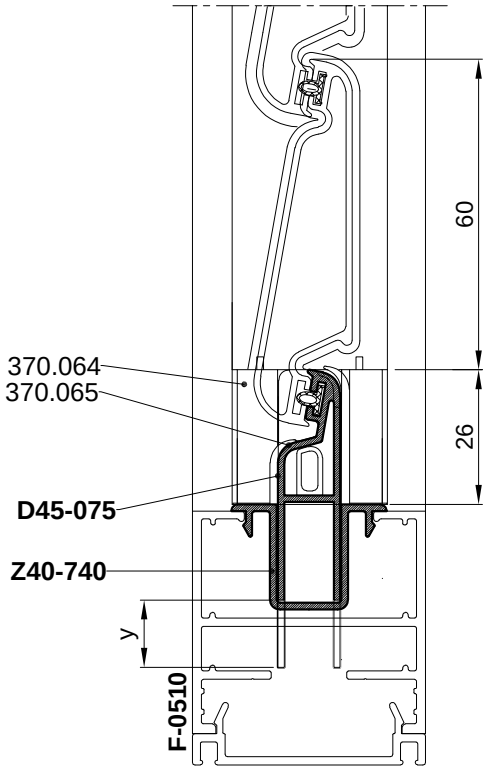


-Maksimalno smanjenje krila u prvom koraku:

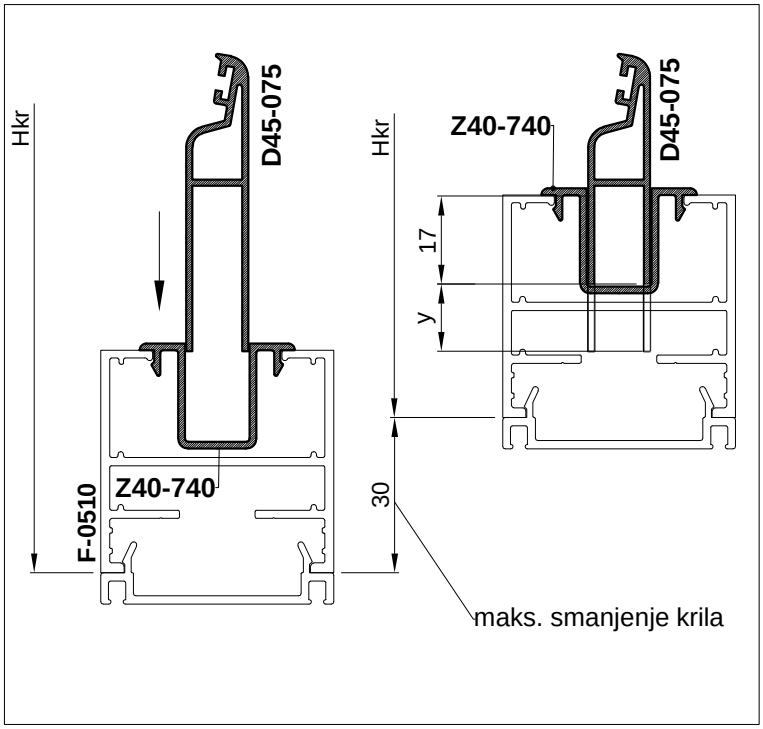
2 x 17 mm = 34 mm

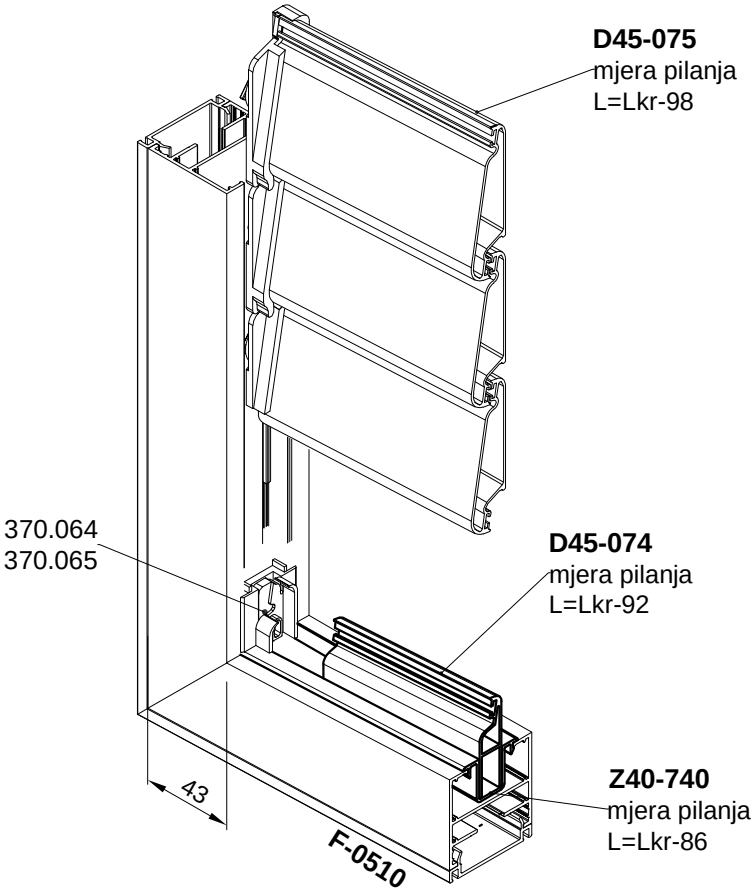
DRUGI KORAK - Smanjivanje krila od 35-60 mm:

1. 1.1 Pomjeranjem profila D45-075 u profilu Z40-740 za 17 mm
   1.2 Skraćivanjem profila D45-075 za y=0-13 mm
2. Skraćivanje pvc umetaka 370.064 i 370.065

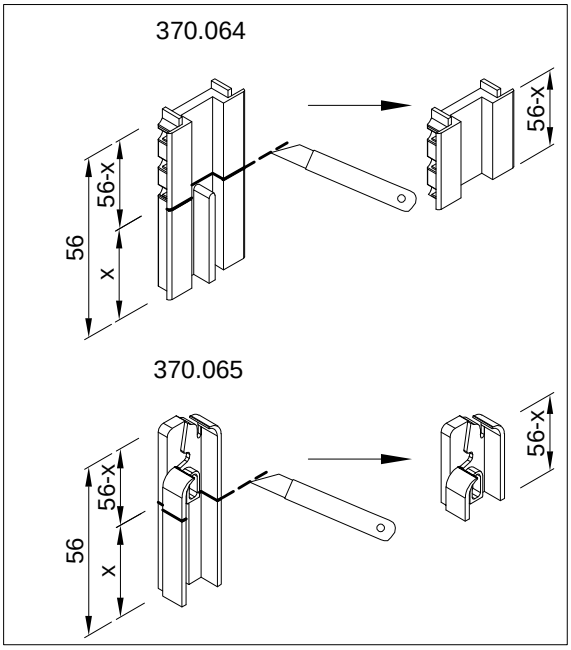


1.1 Pomjeranjem profila D45-075 u profilu Z40-740 za 17 mm
1.2 Skraćivanjem profila D45-075 za y=0-13 mm





2. Skraćivanje pvc umetaka, x = 0-30 mm

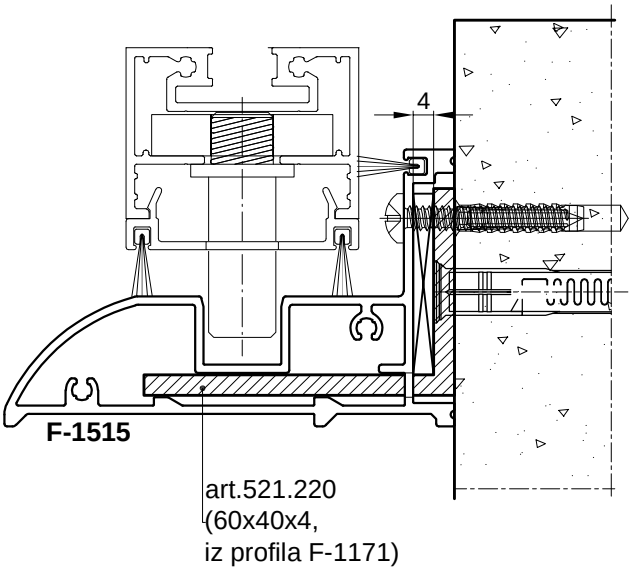


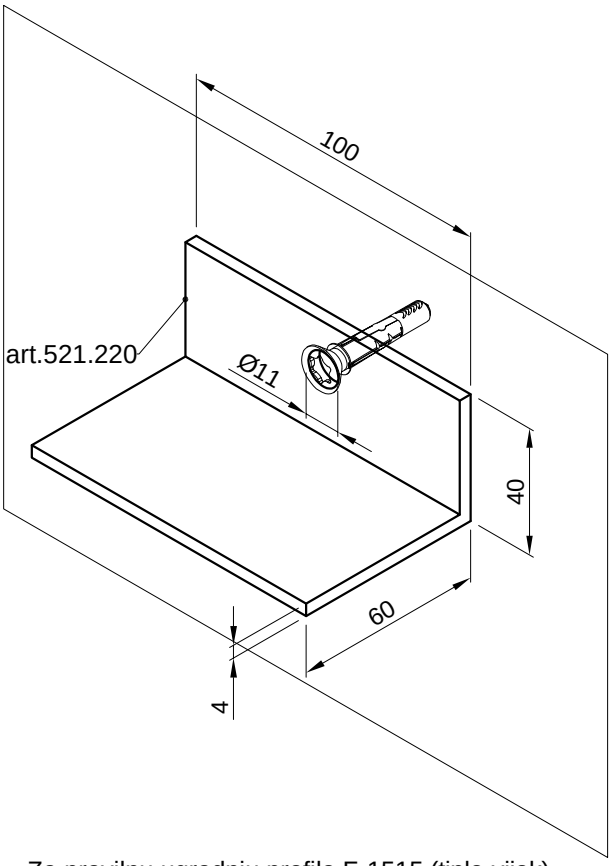
-Maksimalno smanjenje krila u drugom koraku:

2 x 30 mm = 60 mm

UGRADNJA NOSAČA PROFILA F-1515 - art. 521.220

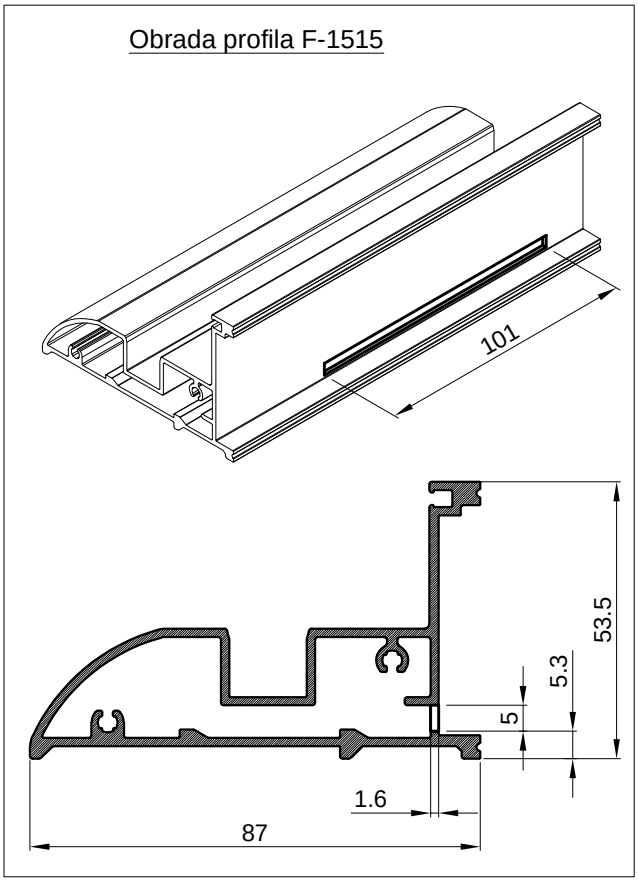
Klizna grilja-TipA

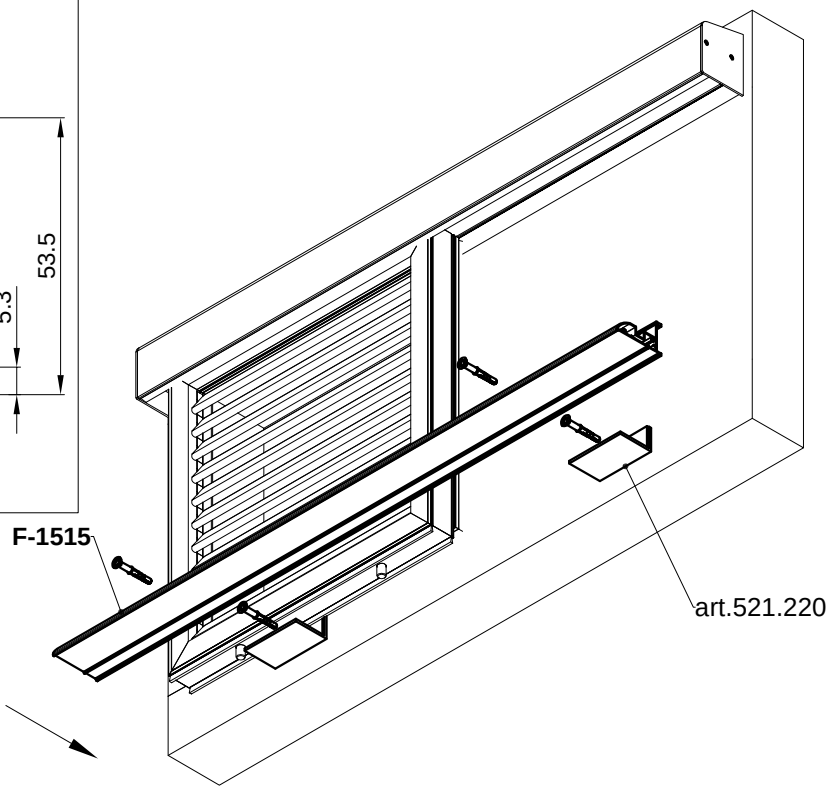




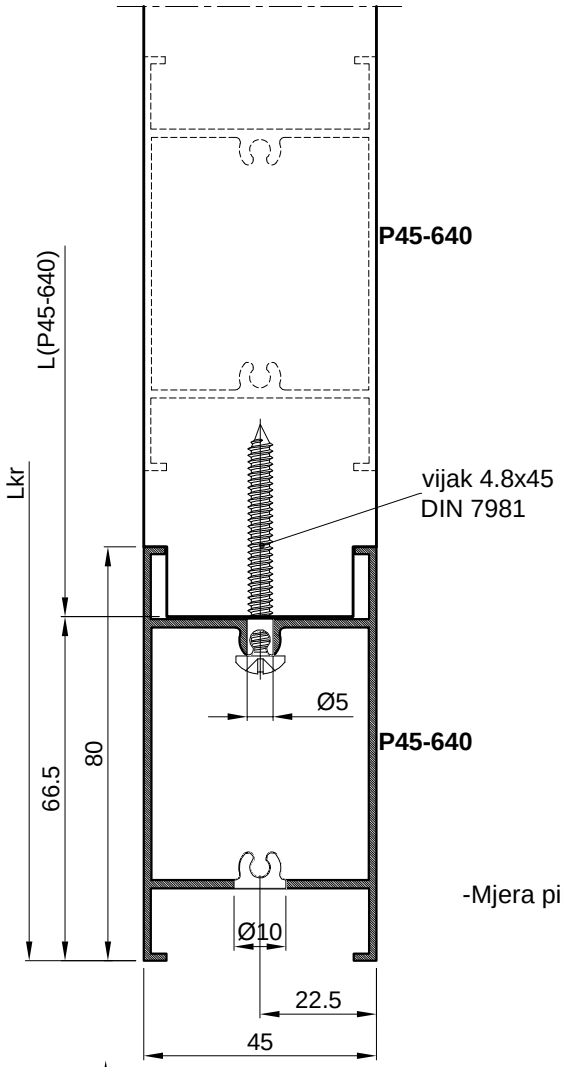
-Za pravilnu ugradnju profila F-1515 (tiplo-vijak) koristiti podmetač d=4 mm

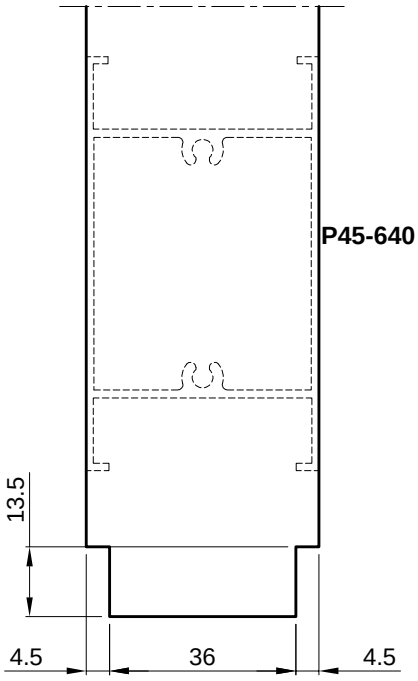
Obrada profila F-1515

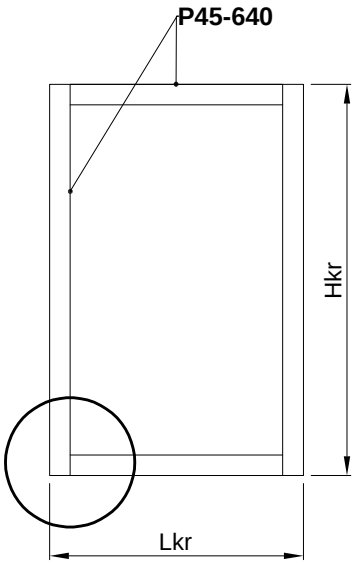




Klizna grilja-TipB

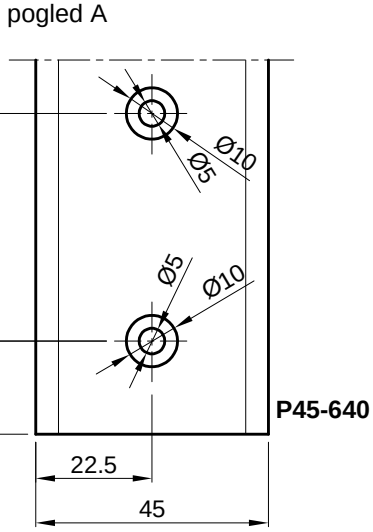


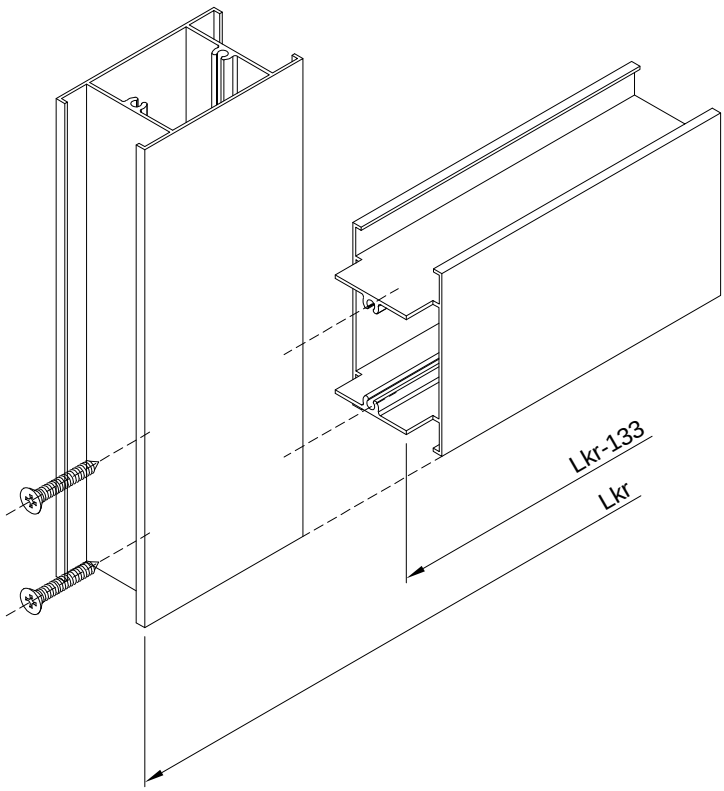




-Mjera pilanja L(P45-640)=Lkr-133

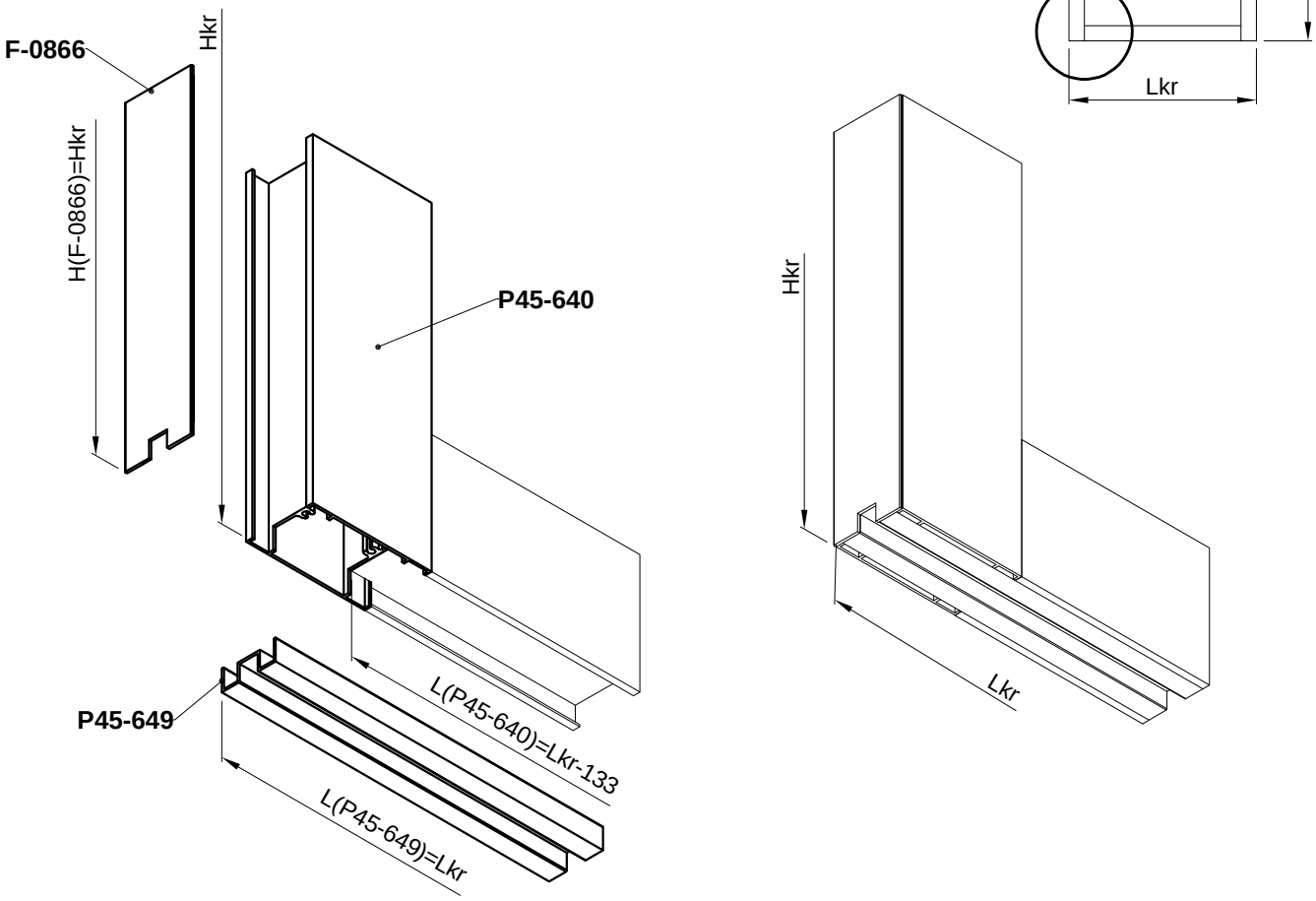
pogled A



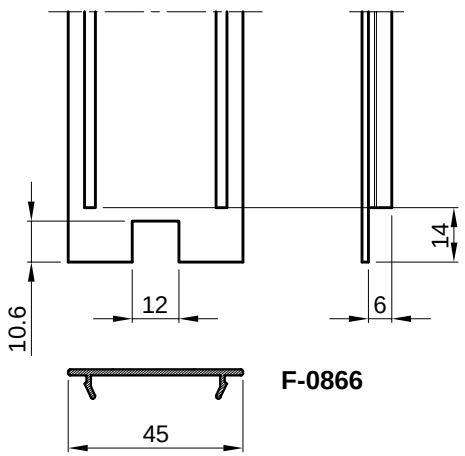


Klizna grilja-TipB

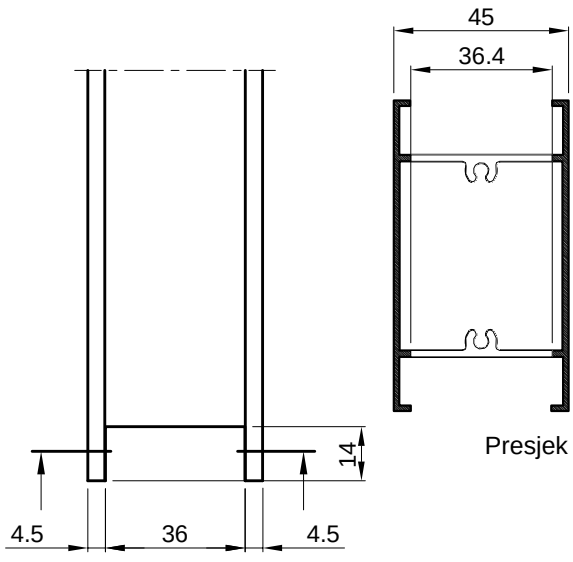
SPOJ PROFILA OKVIRA KRILA GRILJE
-Obrade profila
-Detalji se odnose na donji dio krila grilje (prema vodilici)



Obrada profila F-0866



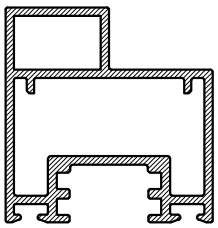
Obrada profila P45-640

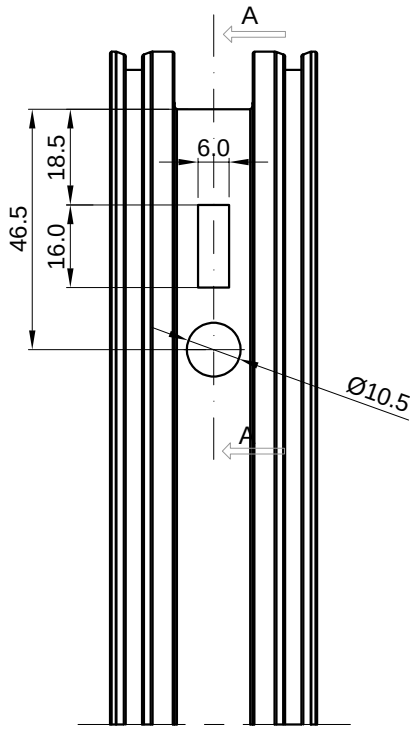


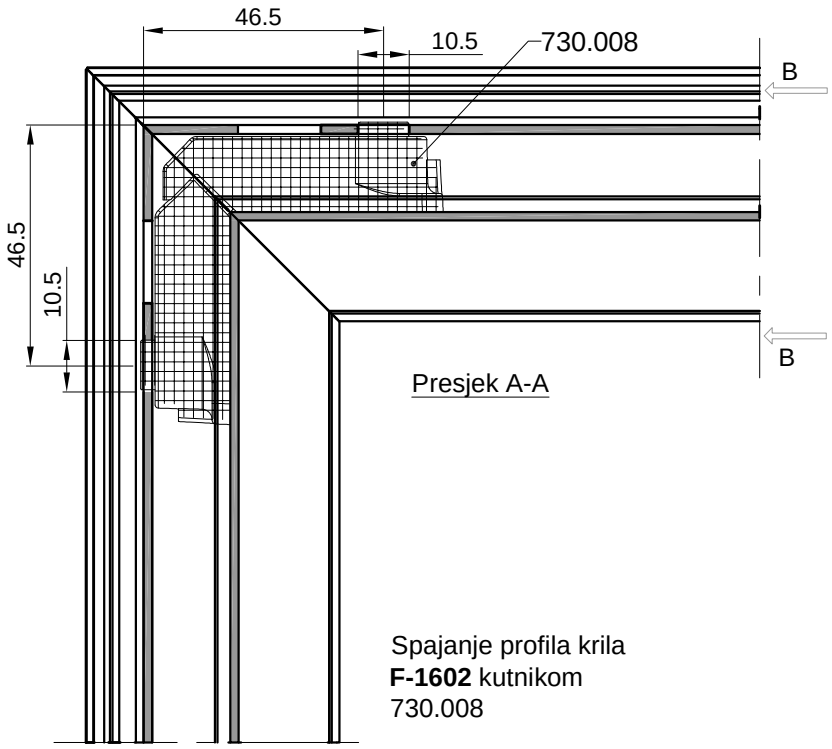
Klizna grilja-TipC

Obrada profila F-1602 za kutnu spojnicu 730.008

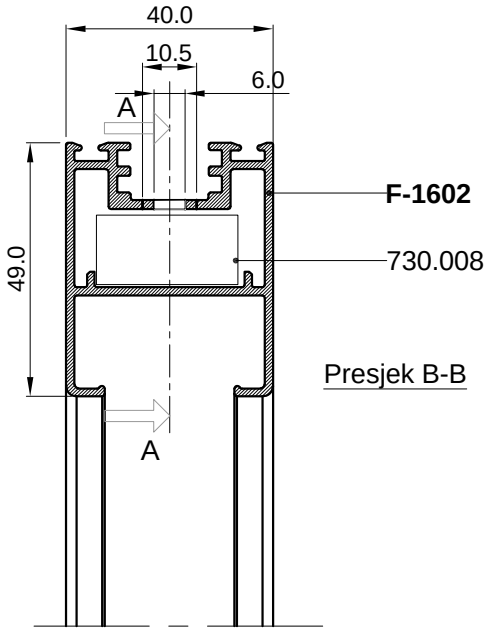
Napomena:
Ova obrada vrijedi i za profil krila F-1611

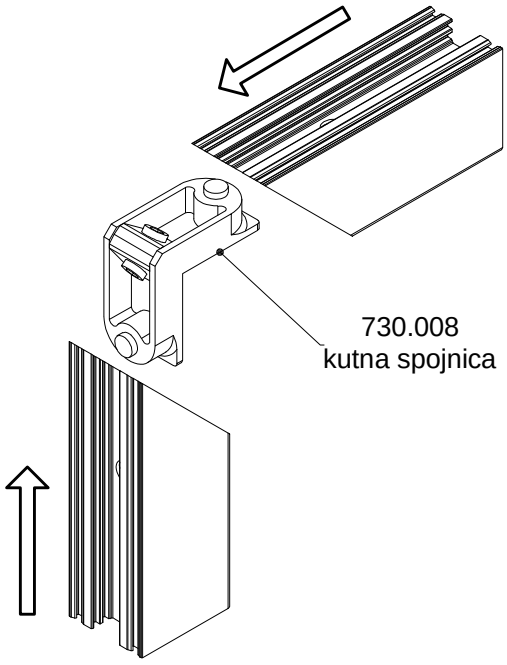






Spajanje profila krila **F-1602** kutnikom 730.008



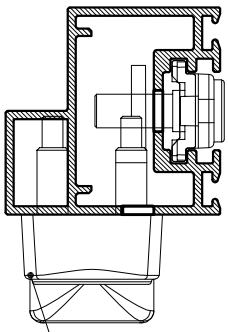


Ovaj raspored i način spajanja kutnicima primjenjiv je i na profil krila **F-1606 i F-1611**

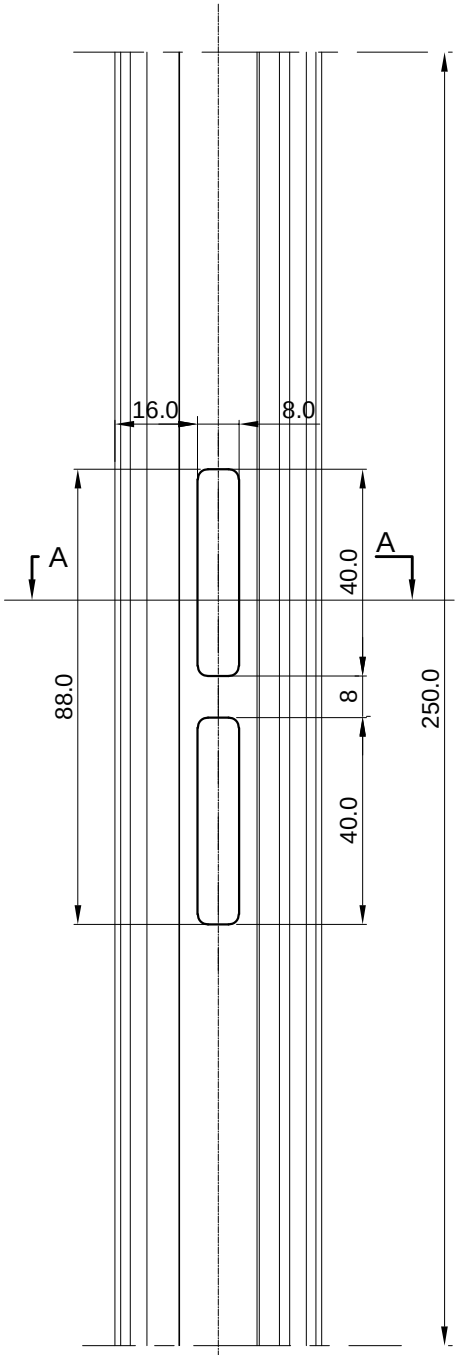
Klizna grilja-TipC

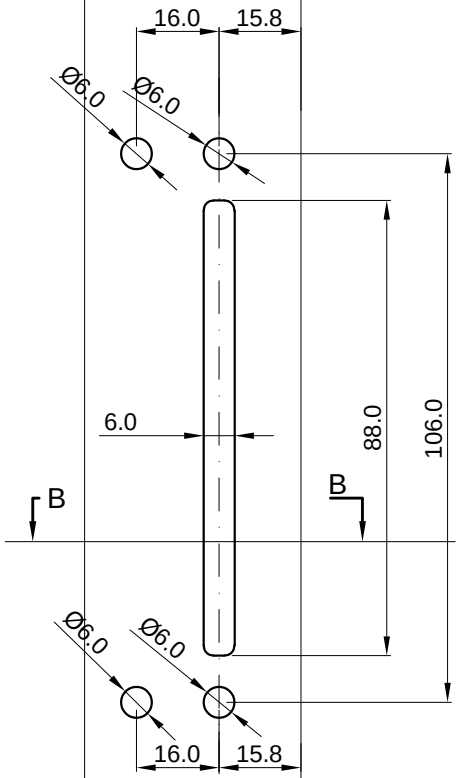
Obrada profila F-1611 za pogonsku ručku 107.006.xx
sa elementima pogona klizača 140.079 i 143.080

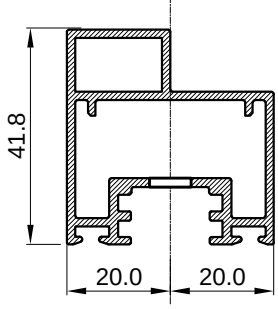
F-1611



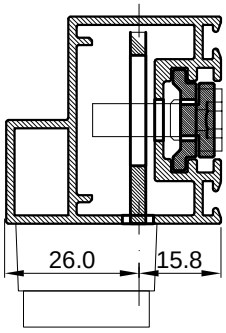
107.006
Pogonska ručka





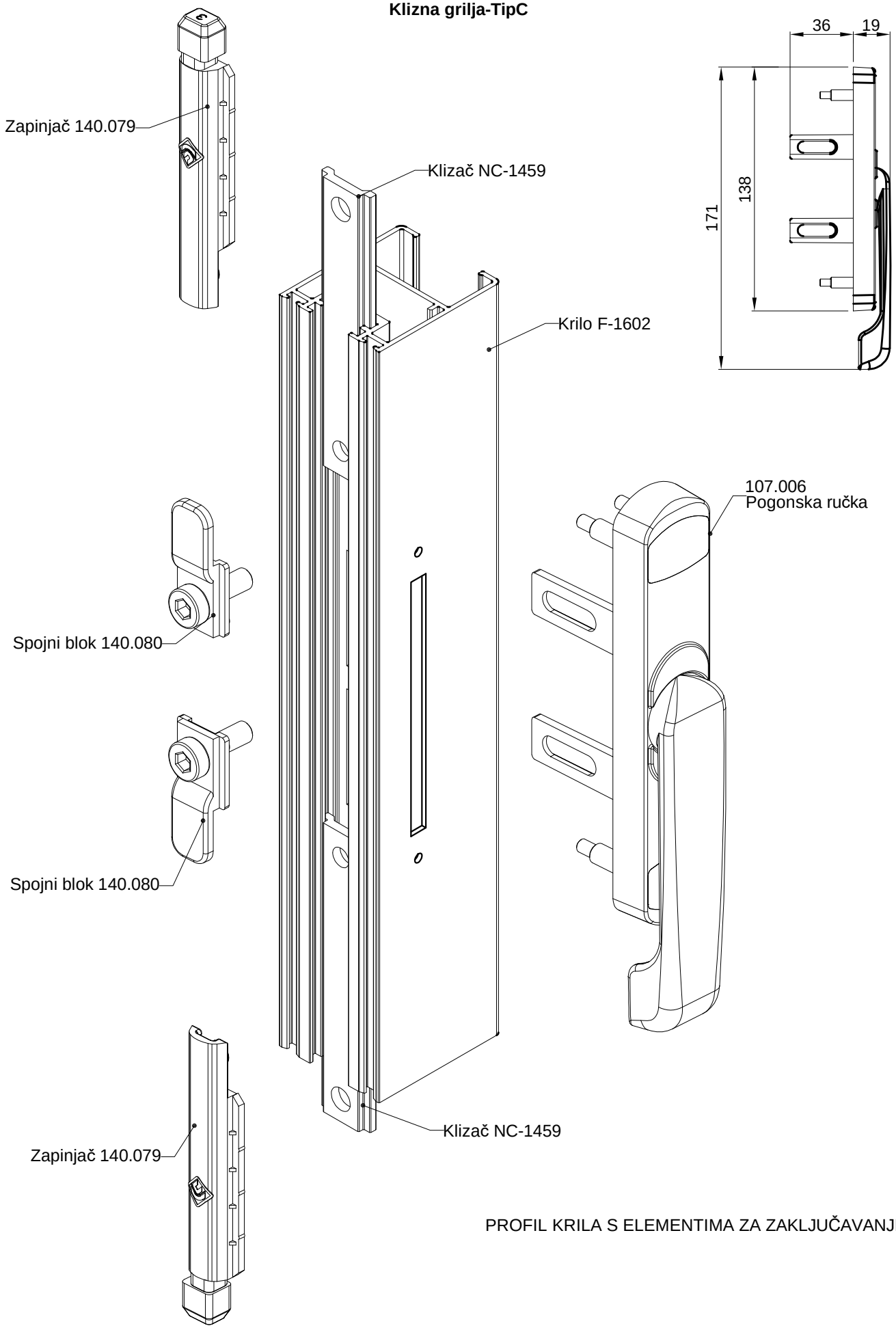


Presjek A-A
M 1:1



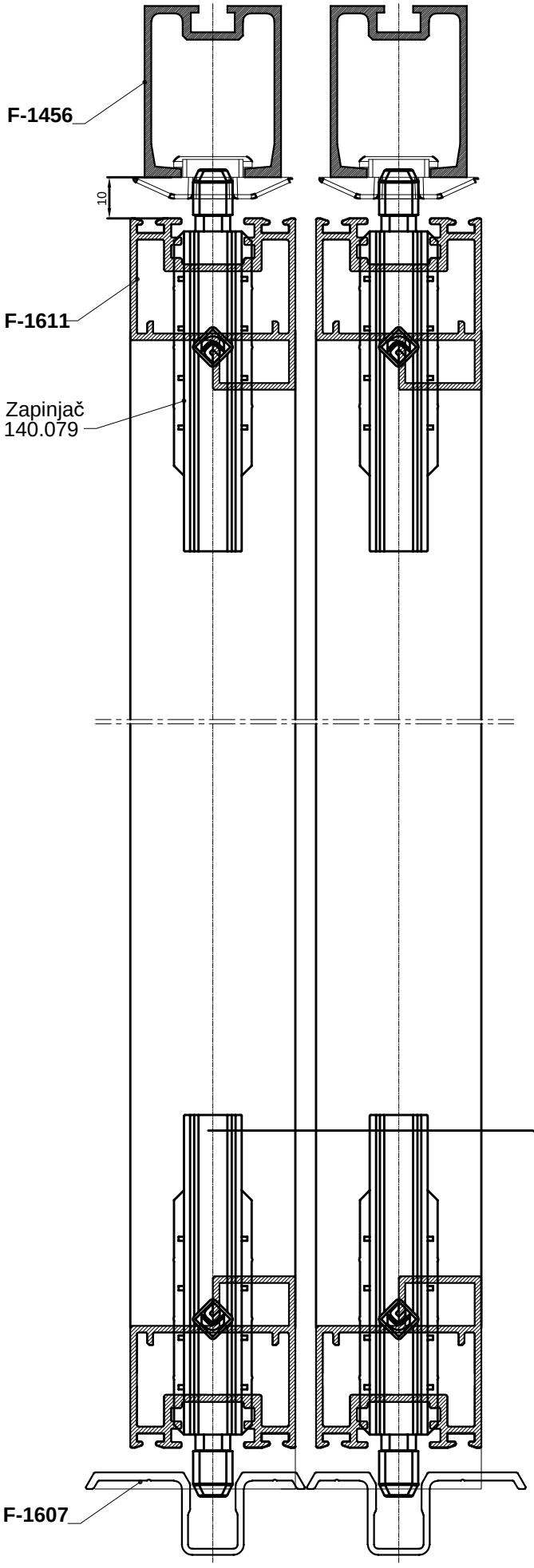
Presjek B-B
M 1:1

Klizna grilja-TipC

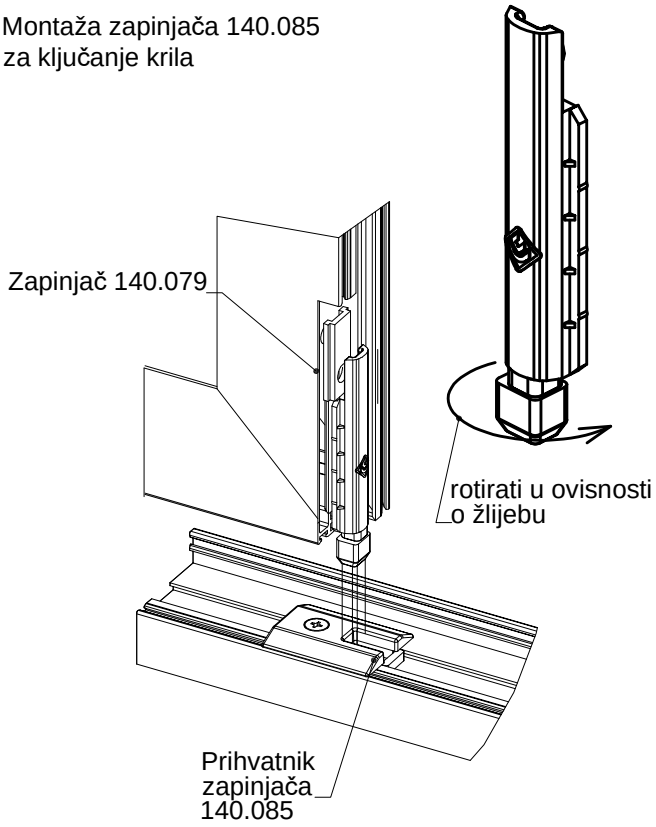


PROFIL KRILA S ELEMENTIMA ZA ZAKLJUČAVANJE.

Klizna grilja-TipC

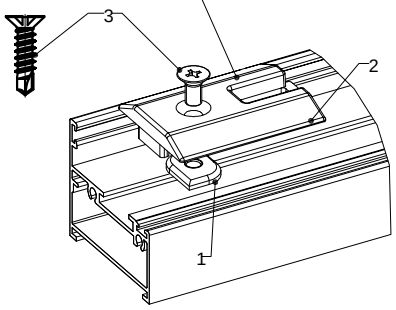


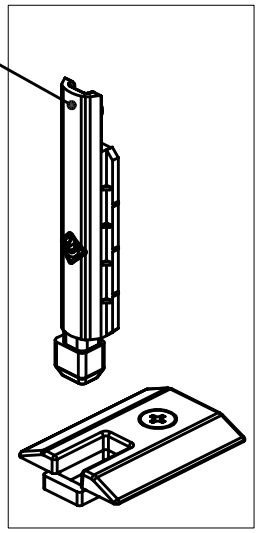
Montaža zapinjača 140.085
za ključanje krila



Umetnuti pin (1) u žlijeb zatim staviti pločicu(2) i stegnuti vijak(3).

Prihvatnik zapinjača 140.085

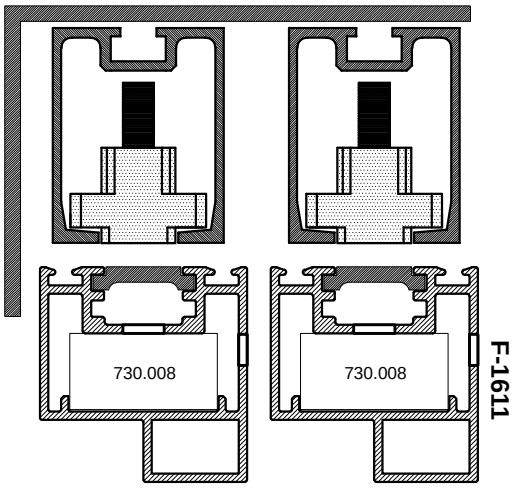


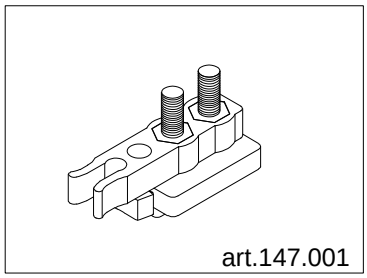


Ukoliko se motira na prag koji nema utor za prihvat pločice (1) prihvatnik zapinjača 140.085 pričvrsti samourezujućim vijkom s upuštenom glavom

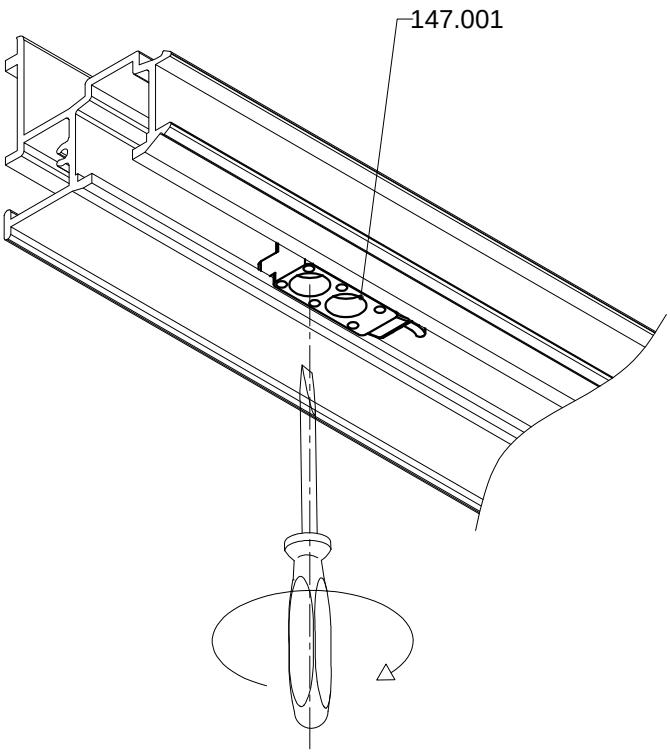
Klizna grilja-TipC

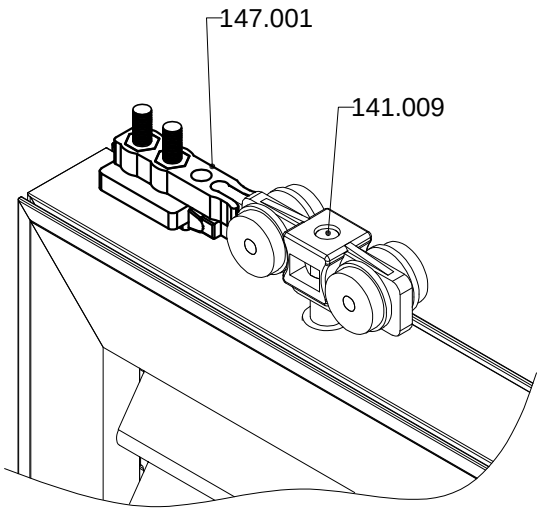
UGRADNJA GRANIČNIKA (UBLAŽIVAČ UDARA)-
art.147.001



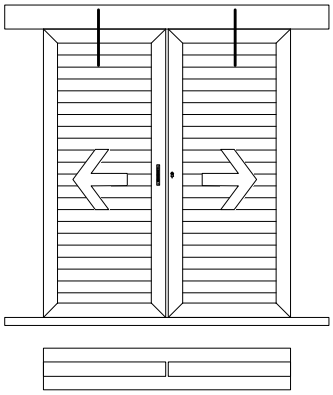


-Graničnik (ublaživač udara) se ugrađuje u
profil nosive klizne staze (jednostruke F-1456)
-Koristi se kao graničnik kretanja krila
-Radi po sistemu "klik" sa točkićima

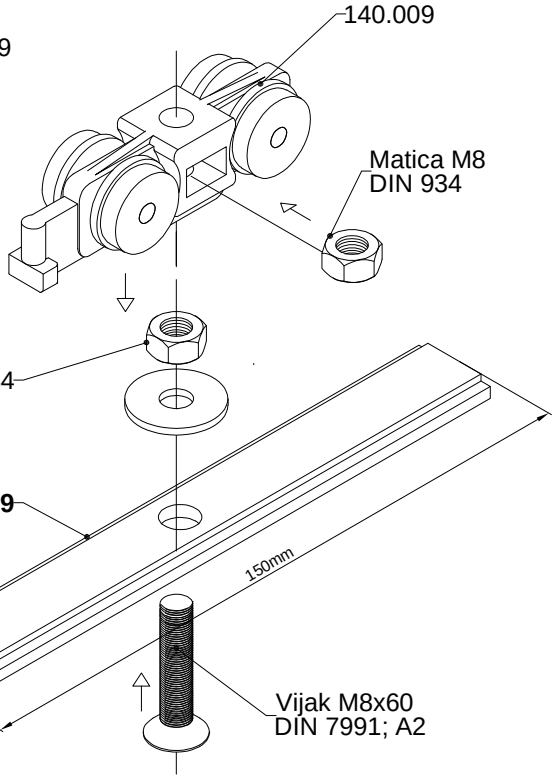




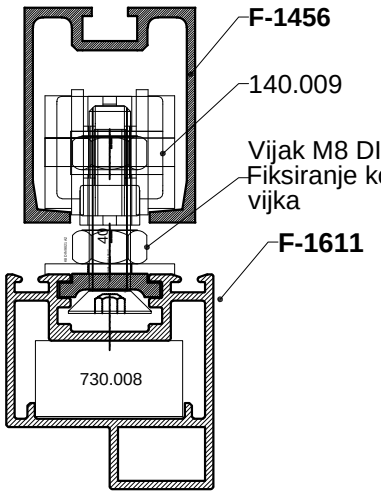
Klizna grilja-TipC

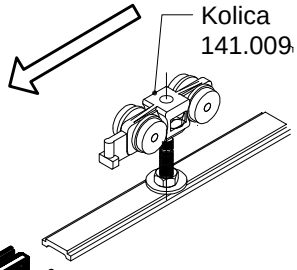


Ugradnja kolica art.141.009

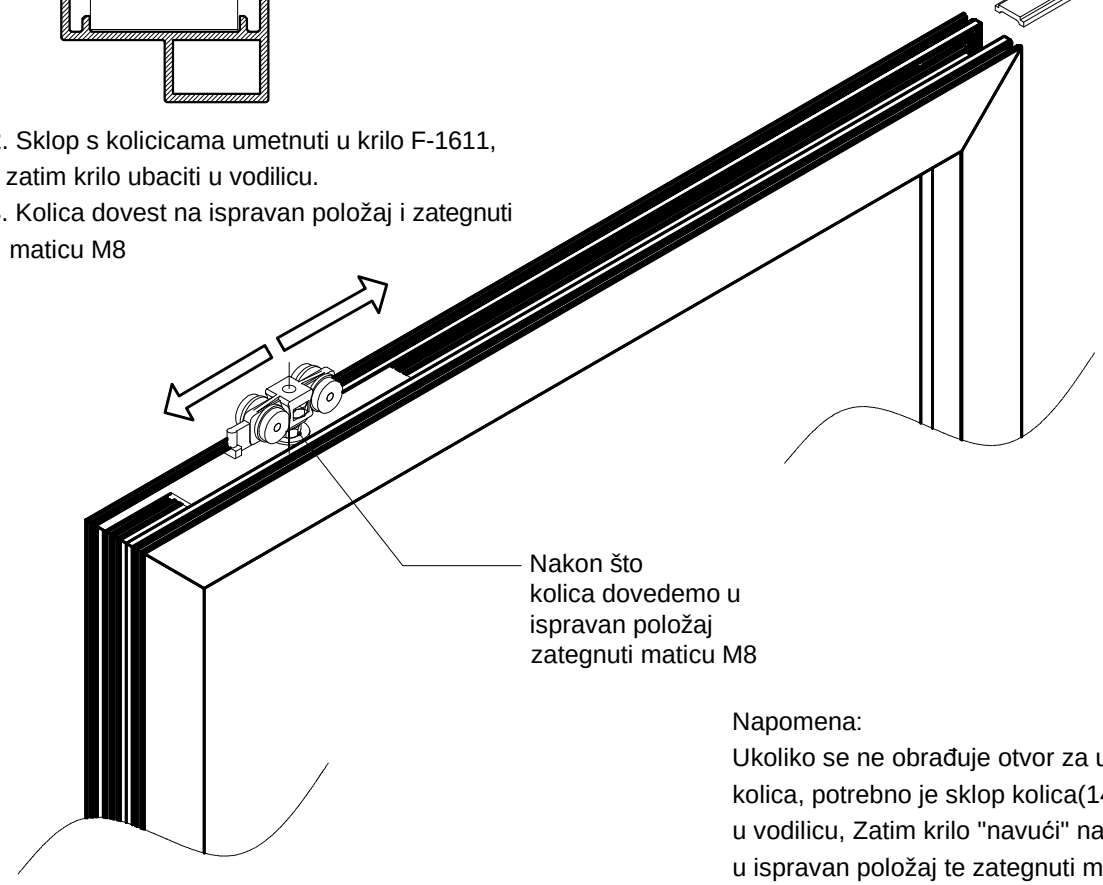


1. Na vijak M8x60 DIN 7991-navoj cijelom dužinom vijka montirati pločicu(klizač NC 1459) zatim staviti podlošku K8 i maticu M8 koja sluzi za dodatno stezanje nakon što se krilo namontira. Kolica 147.000 također montirati na vijak i staviti maticu koja dolazi s bočne strane kolica





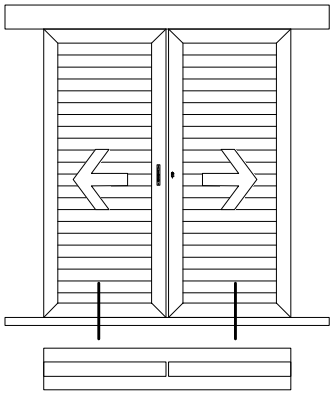
2. Sklop s kolicicama umetnuti u krilo F-1611, zatim krilo ubaciti u vodilicu.
3. Kolica dovest na ispravan položaj i zategnuti maticu M8

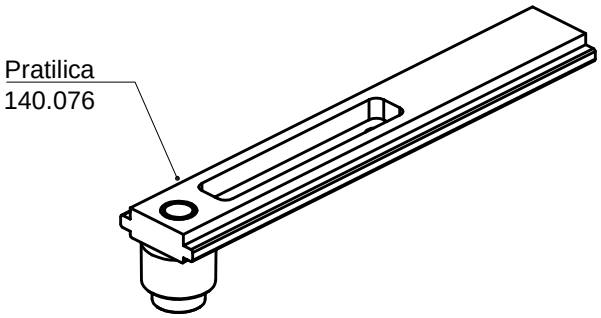


Napomena:
Ukoliko se ne obrađuje otvor za umetanje kolica, potrebno je sklop kolica(141.009) ubacti prije u vodilicu, Zatim krilo "navući" na klizač i dovesti u ispravan položaj te zategnuti maticu M8

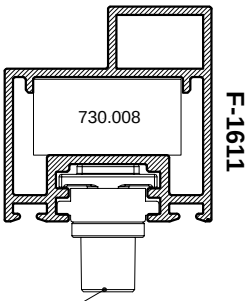
Klizna grilja-TipC

Ugradnja pratilice art.140.076



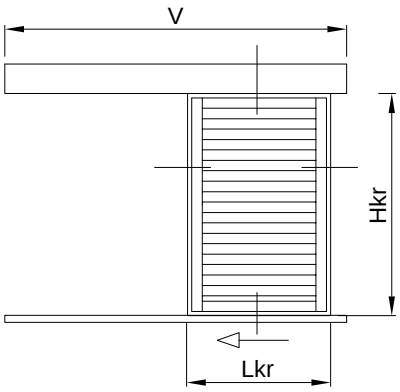


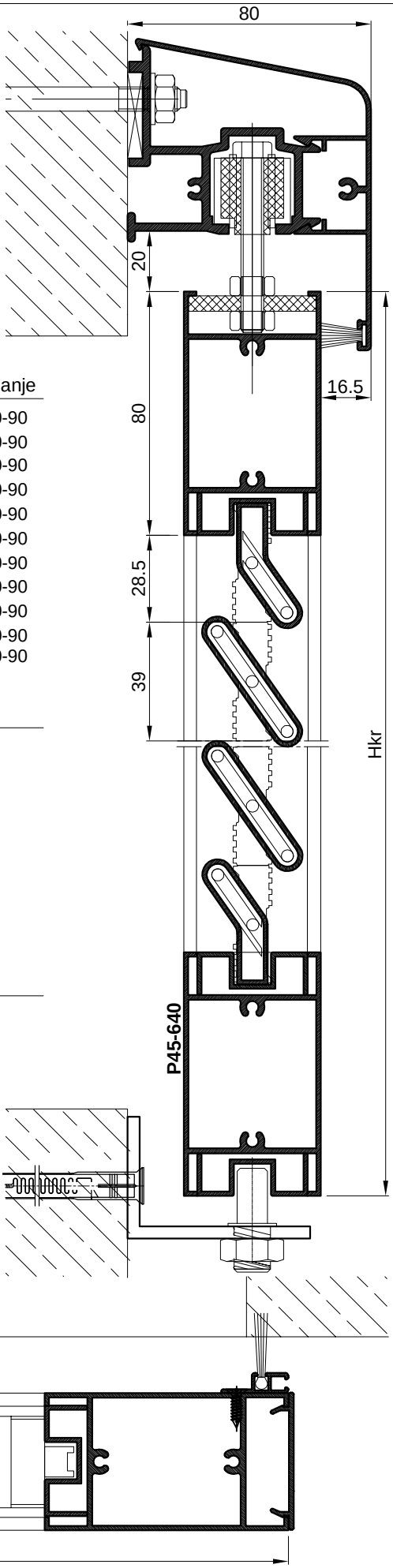
Pratilicu gurnuti cca 70mm
od kraja krila kako bi klizač mogao
obavljati funkciju ključanja. Zatim
ga fiksirati imbus vijkom.



Pratilica
140.076

Rezne liste
/Klizna grilja/



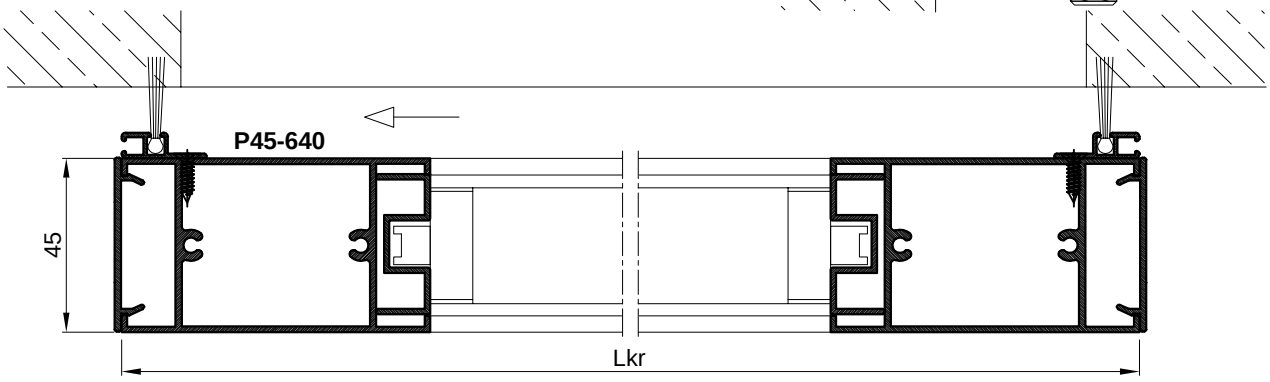


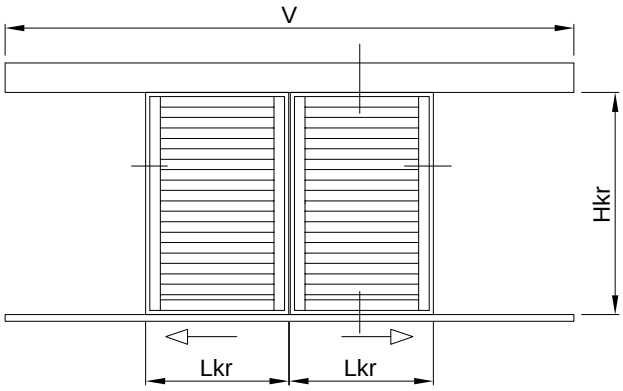
PROFILI		kom	mjera	pilanje
F-0863	vodilica	1	V=2Lkr+300	90-90
F-0864	maska	1	2Lkr+300	90-90
F-1171	donja pratilica	1	2Lkr+300	90-90
P45-640	vodoravnica okvira	2	Lkr-132	90-90
P45-640	okomica okvira	2	Hkr	90-90
F-0866	okomita maska okvira	2	Hkr	90-90
P45-649	vodoravna maska okvira	1	Lkr	90-90
P45-649	vodoravna lajsna	2	Lkr-132	90-90
P45-649	okomita lajsna	2	Hkr-160	90-90
F-0187	lamele	N	Lkr-160	90-90
F-1705	početna i završna lamela	2	Lkr-160	90-90

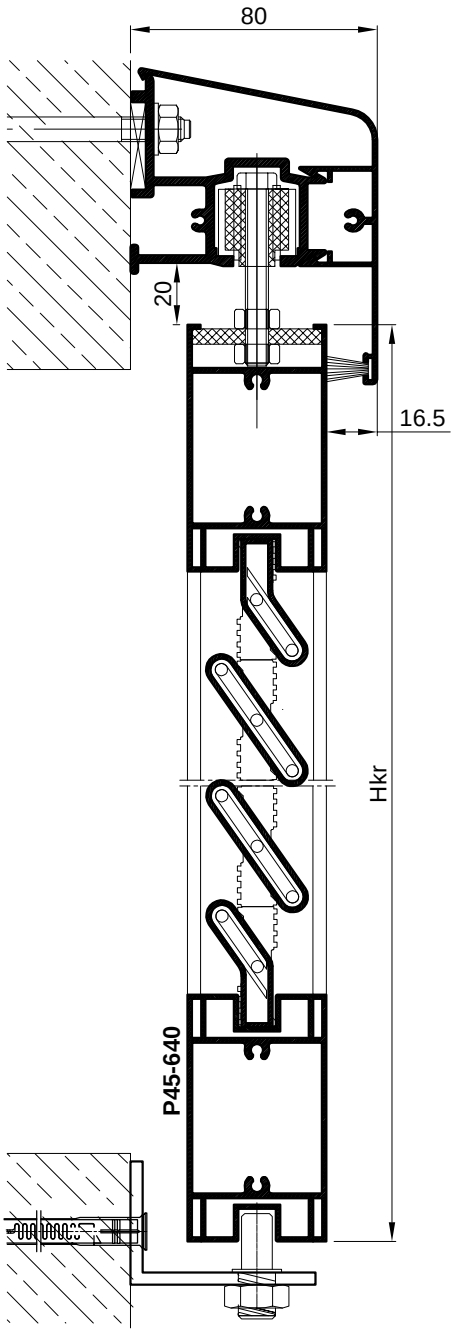
OKOVI		kom
147.000	kotačići za klizne grilje	2
391.021	donji usmjerivač krila	3
391.020	nosiva ploča	2
147.001	graničnik i prihvatnik udara	2
374.035	bočni čep	2
431.060	vijak M8x60	2
373.005	umetak za prihvat lamela	Nx2
373.005.99	poč. i završni umetak	4
433.048	vijci za kutne spojeve 4.8x45	8

BRTVE		kom	mjera
347.003	četkasta brtva 7x13		2Lkr+300
521.001	držač		2Hkr
347.001	četkasta brtva		2Hkr

Broj lamela (F-0187) je N = (Hkr-217) / 39
Primjer:
Za mjeru krila Hkr=1192 mm, broja lamela N=(1192-217) / 39 =
975 / 39 = 25 kom





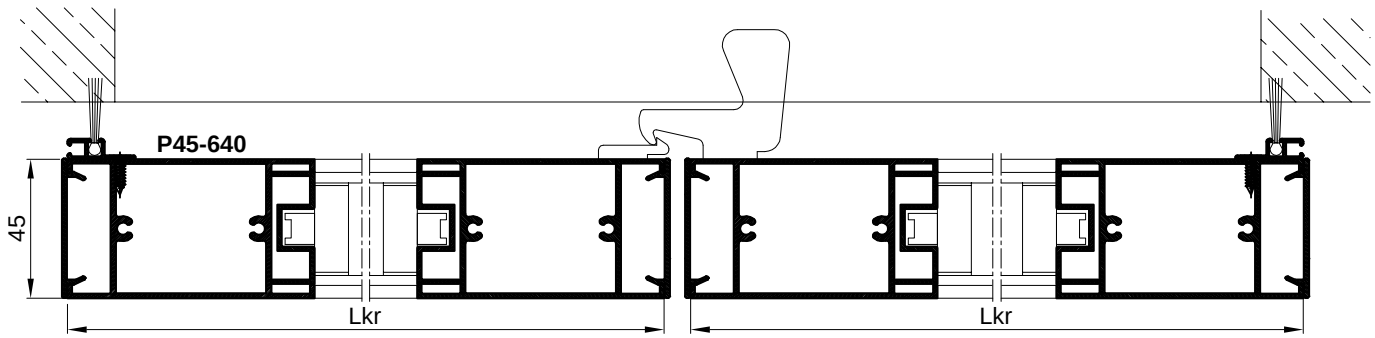


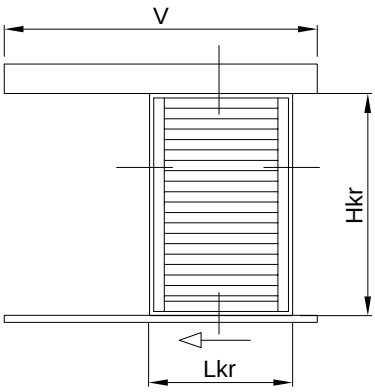
PROFILI		kom	mjera	pilanje
F-0863	vodilica	1	V=4Lkr+300	90-90
F-0864	maska	1	4Lkr+300	90-90
F-1171	donja pratilica	1	4Lkr+300	90-90
P45-640	vodoravnica okvira	4	Lkr-132	90-90
P45-640	okomica okvira	4	Hkr	90-90
F-0866	okomita maska okvira	4	Hkr	90-90
P45-649	vodoravna maska okvira	2	Lkr	90-90
P45-649	vodoravna lajsna	4	Lkr-132	90-90
P45-649	okomita lajsna	4	Hkr-160	90-90
F-0187	lamele	Nx2	Lkr-160	90-90
F-1705	početna i završna lamela	4	Lkr-160	90-90

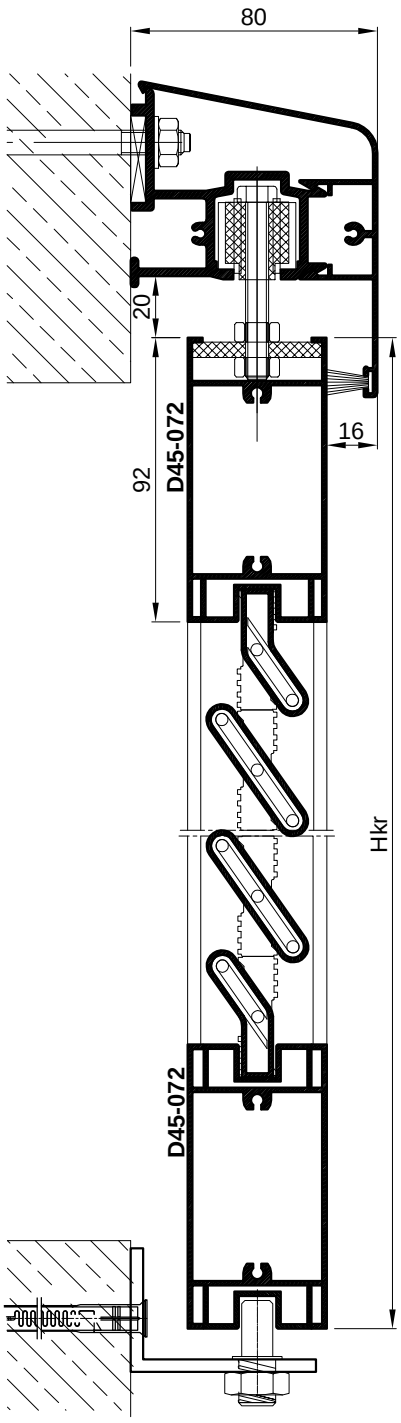
OKOVI		kom
147.000	kotačići za klizne grilje	4
391.021	donji usmjerivač krila	6
391.020	nosiva ploča	4
147.001	graničnik i prihvatnik udara	4
374.035	bočni čep	2
431.060	vijak M8x60	2
373.005	umetak za prihvat lamela	Nx4
373.005.99	početni i završni umetak	8
433.048	vijci za kutne spojeve 4.8x45	16
105.001	rukohvat za pogon krila	1

BRTVE		kom	mjera
347.003	četkasta brtva 7x13		4Lkr+300
521.001	držač		2Hkr
347.001	četkasta brtva		2Hkr

Broj lamela (F-0187) je N = (Hkr-217) / 39
Primjer:
Za mjeru krila Hkr=1192 mm, broja lamela N=(1192-217) / 39 =
975 / 39 = 25 kom





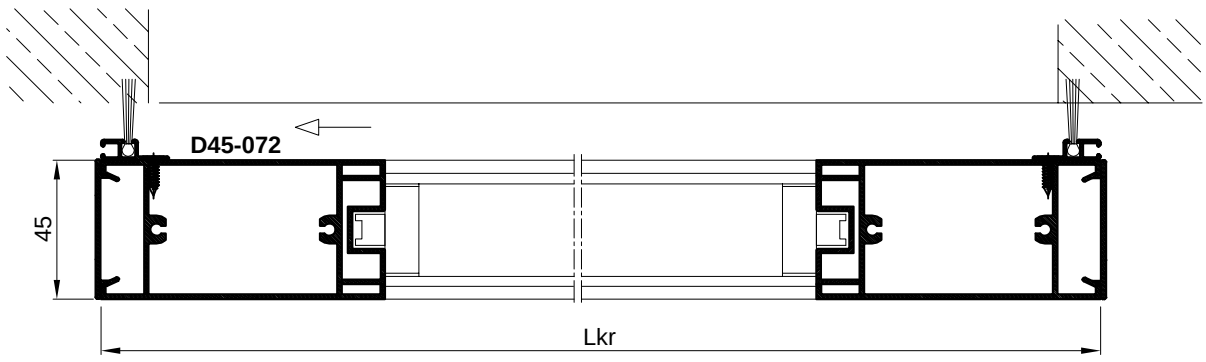


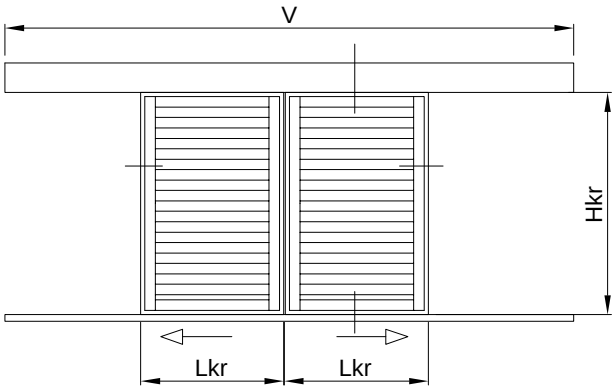
PROFILI		kom	mjera	pilanje
F-0863	vodilica	1	V=2Lkr+300	90-90
F-0864	maska	1	2Lkr+300	90-90
F-1171	donja pratilica	1	2Lkr+300	90-90
D45-072	vodoravnica okvira	2	Lkr-156	90-90
D45-072	okomica okvira	2	Hkr	90-90
F-0866	okomita maska okvira	2	Hkr	90-90
P45-649	vodoravna maska okvira	1	Lkr	90-90
P45-649	vodoravna lajsna	2	Lkr-156	90-90
P45-649	okomita lajsna	2	Hkr-184	90-90
F-0187	lamele	N	Lkr-184	90-90
F-1705	početna i završna lamela	2	Lkr-184	90-90

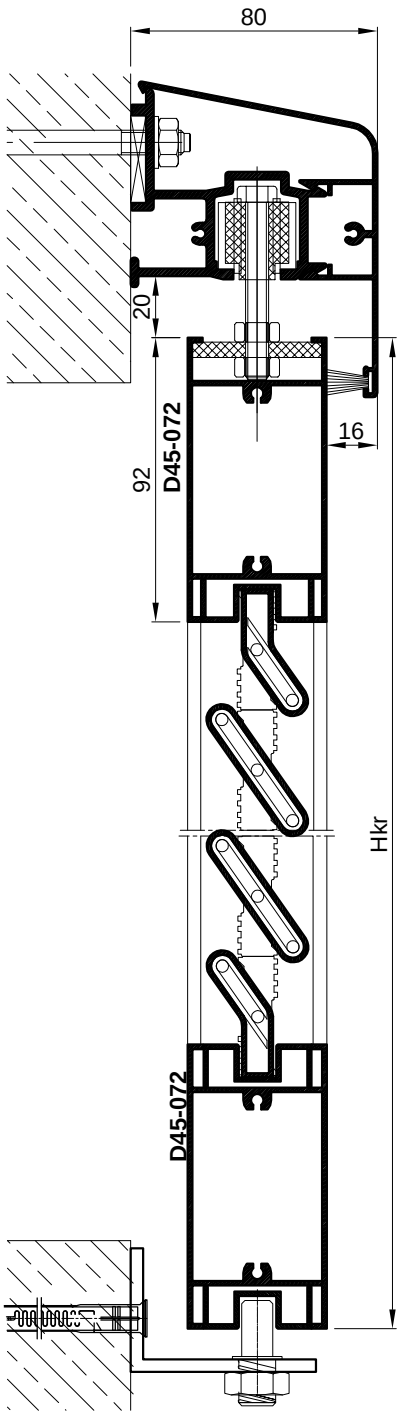
OKOVI		kom
147.000	kotačići za klizne grilje	2
391.021	donji usmjerivač krila	3
391.020	nosiva ploča	2
147.001	graničnik i prihvatnik udara	2
374.035	bočni čep	2
431.060	vijak M8x60	2
373.005	umetak za prihvat lamela	Nx2
373.005.99	poč. i završni umetak	4
433.048	vijci za kutne spojeve 4.8x45	8

BRTVE		kom	mjera
347.003	četkasta brtva 7x13		2Lkr+300
521.001	držač		2Hkr
347.001	četkasta brtva		2Hkr

Broj lamela (F-0187) je N = (Hkr-241) / 39
Primjer:
Za mjeru krila Hkr=1216 mm, broja lamela N=(1216-241) / 39 = 975 / 39 = 25 kom





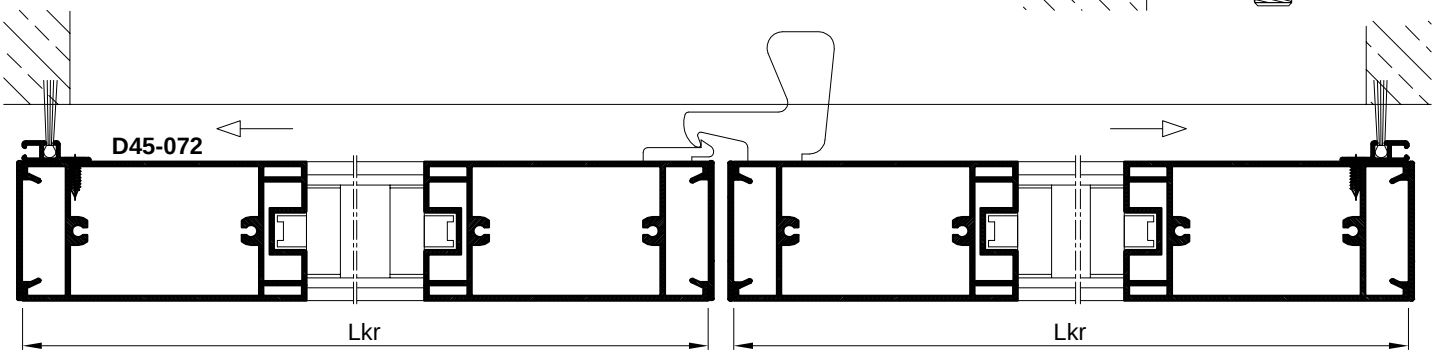


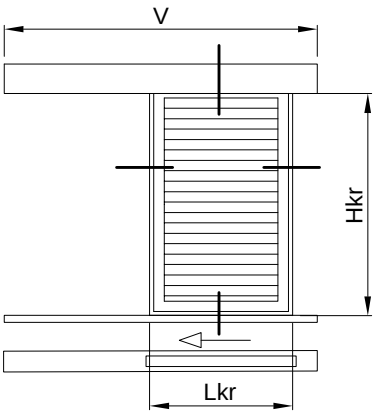
PROFILI		kom	mjera	pilanje
F-0863	vodilica	1	V=4Lkr+300	90-90
F-0864	maska	1	4Lkr+300	90-90
F-1171	donja pratilica	1	4Lkr+300	90-90
D45-072	vodoravnica okvira	4	Lkr-156	90-90
D45-072	okomica okvira	4	Hkr	90-90
F-0866	okomita maska okvira	4	Hkr	90-90
P45-649	vodoravna maska okvira	2	Lkr	90-90
P45-649	vodoravna lajsna	4	Lkr-156	90-90
P45-649	okomita lajsna	4	Hkr-184	90-90
F-0187	lamele	Nx2	Lkr-184	90-90
F-1705	početna i završna lamela	2	Lkr-184	90-90

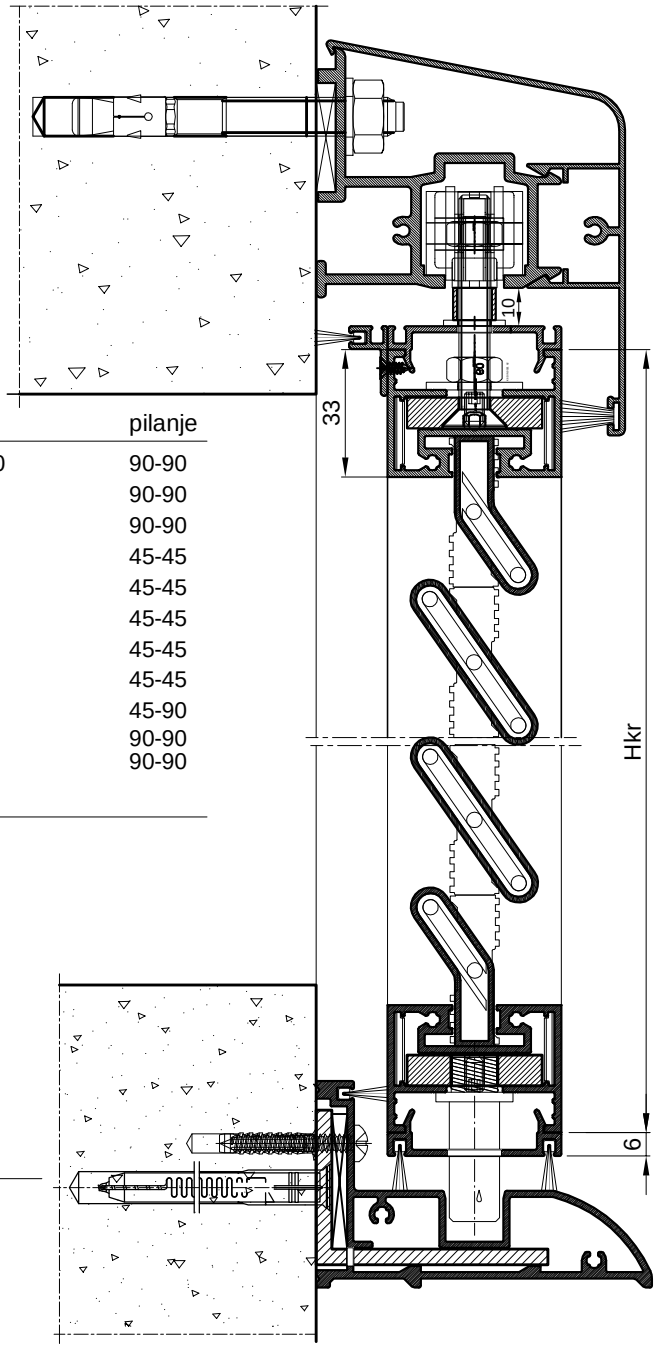
OKOVI		kom
147.000	kotačići za klizne grilje	4
391.021	donji usmjerivač krila	6
391.020	nosiva ploča	4
147.001	graničnik i prihvatnik udara	4
374.035	bočni čep	2
431.060	vijak M8x60	2
373.005	umetak za prihvat lamela	Nx4
373.005.99	početni i završni umetak	8
433.048	vijci za kutne spojeve 4.8x45	16
105.001	rukohvat za pogon krila	1

BRTVE		kom	mjera
347.003	četkasta brtva 7x13		4Lkr+300
521.001	držač		2Hkr
347.001	četkasta brtva		2Hkr

Broj lamela (F-0187) je N = (Hkr-241) / 39
Primjer:
Za mjeru krila Hkr=1216 mm, broja lamela N=(1216-241) / 39 = 975 / 39 = 25 kom







PROFILI		kom	mjera	pilanje
F-0863	vodilica	1	V=2Lkr+300	90-90
F-0864	maska	1	2Lkr+300	90-90
F-1515	donja pratilica	1	2Lkr+300	90-90
F-1465	vodoravnica okvira	2	Lkr	45-45
F-1465	okomica okvira	2	Hkr	45-45
F-1511	vodoravna maska okvira	2	Lkr+12	45-45
F-1511	okomita maska okvira	2	Hkr+12	45-45
F-1512	nosač četkice-vodoravni	1	Lkr+12	45-45
F-1512	nosač četkice- okomiti	2	Hkr-8	45-90
F-0187	lamele	N	Lkr-66	90-90
F-1705	poč. i završna lamela	2	Lkr-66	90-90

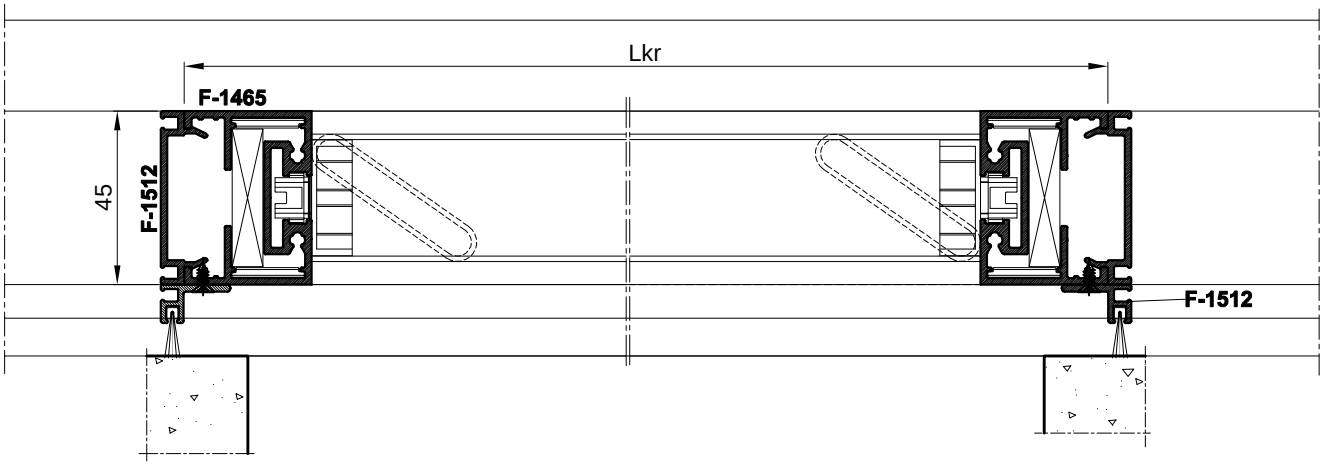
OKOVI		kom
141.009	set za nošenje krilagrilje	2
141.010	set za vođenje krila grilje	2
147.001	graničnik i prihvatnik udara	2
373.005	pvc umetak-prihvatnik lamela	Nx2
373.005.99	početni i završni umetak	4
391.100	bočni čep maske gornji	2
391.098	bočni čep pratilice	2
521.220	nosač pratilice	2
710.501	kutna spojnica krila	4
730.017	pomoćna kutna spojnica krila	8

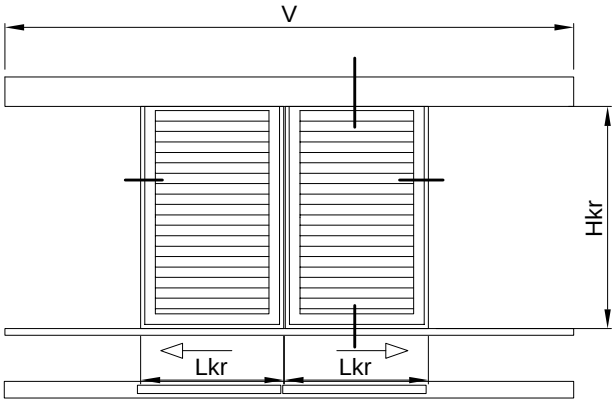
BRTVE		kom	mjera
347.005	četkasta brtva 7x13		2Lkr+300
347.008	četkasta brtva 13 mm		4Lkr+2Hkr

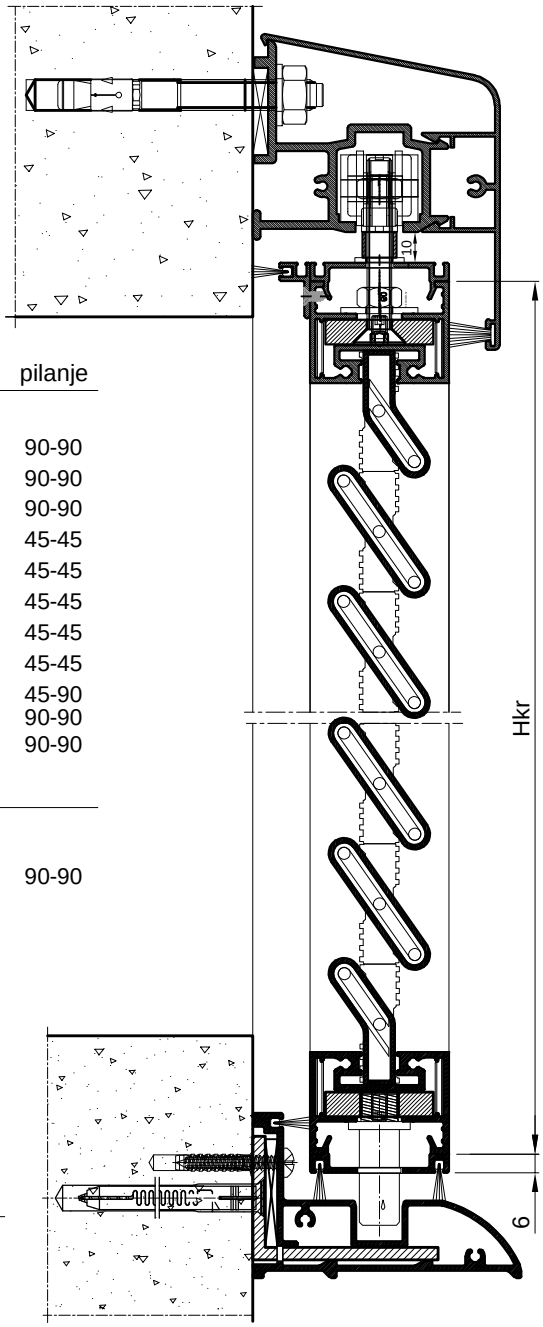
Broj lamela (F-0187) je N = (Hkr-123) / 39

Primjer:

Za mjeru krila Hkr=1176 mm, broja lamela N=(1176-123) / 39 = 1053 / 39 = 27 kom





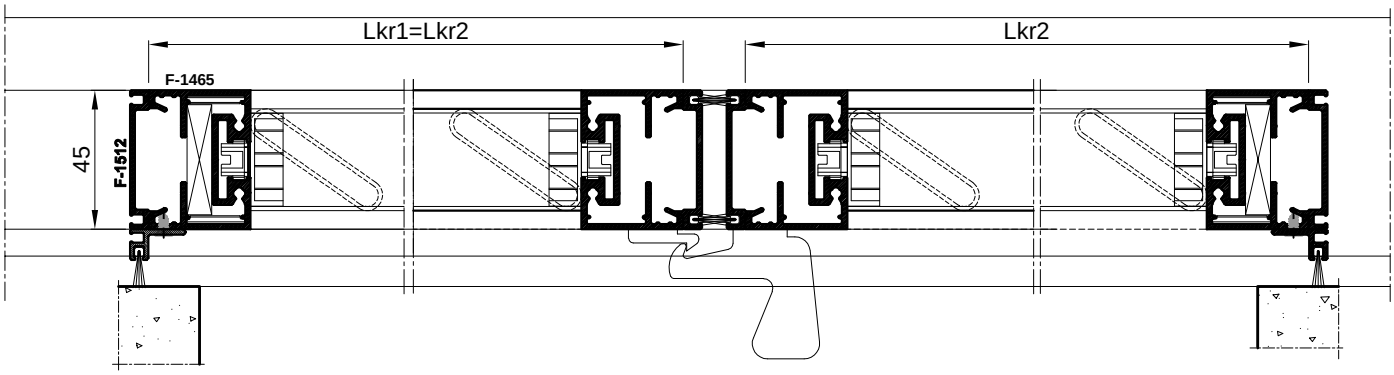


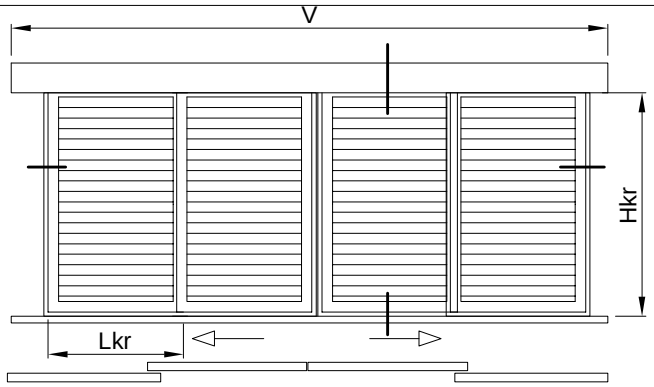
PROFILI		kom	mjera	pilanje
F-0863	vodilica	1	V=4Lkr+300	90-90
F-0864	maska	1	4Lkr+300	90-90
F-1515	donja pratilica	1	4Lkr+300	90-90
F-1465	vodoravnica okvira	4	Lkr	45-45
F-1465	okomica okvira	4	Hkr	45-45
F-1511	vodoravna maska okvira	4	Lkr+12	45-45
F-1511	okomita maska okvira	4	Hkr+12	45-45
F-1512	nosač četkice-vodoravni	1	Lkr+12	45-45
F-1512	nosač četkice- okomiti	2	Hkr-8	45-90
F-0187	lamele	Nx2	L-66	90-90
F-1705	početna i završna lamela	4	L-66	90-90

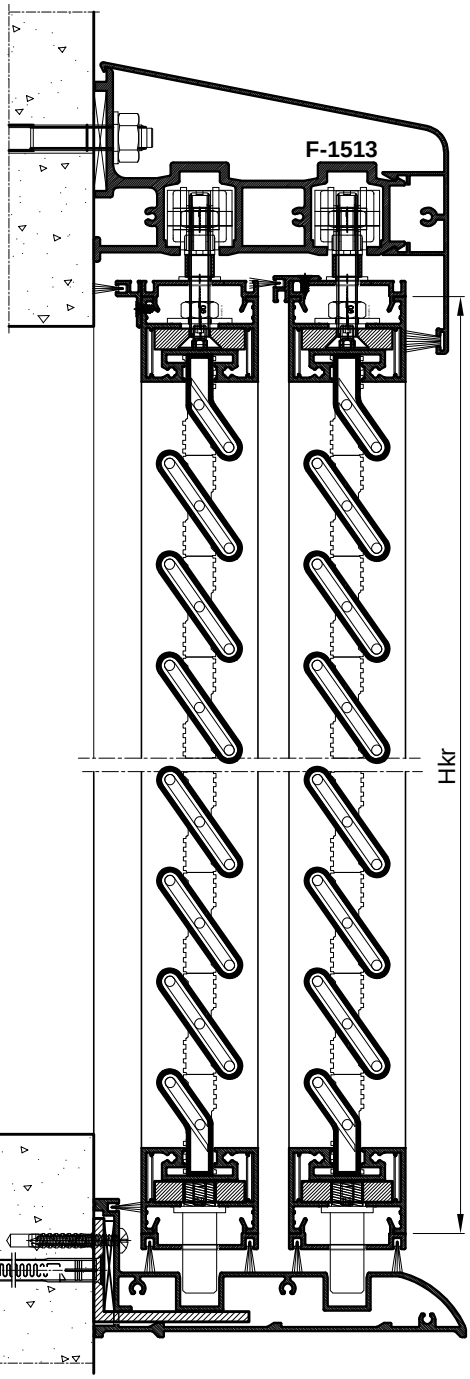
OKOVI		kom	
141.009	set za nošenje krilagrilje	4	
141.010	set za vođenje krila grilje	4	90-90
147.001	graničnik i prihvatnik udara	4	
373.005	pvc umetak-prihvatnik lamela	Nx4	
373.005.99	početni i završni umetak	8	
391.100	bočni čep maske gornji	2	
391.098	bočni čep pratilice	2	
521.220	nosač pratilice	3	
710.501	kutna spojnica krila	8	
730.017	pomoćna kutna spojnica krila	16	
105.001	ključanje-rukohvat krila	1	

BRTVE		kom	mjera
347.005	četkasta brtva 7x13		4Lkr+300
347.008	četkasta brtva 13 mm		8Lkr+6Hkr

Broj lamela (F-0187) je N = (Hkr-123) / 39
Primjer:
Za mjeru krila Hkr=1176 mm, broja lamela N=(1176-123) / 39 = 1053 / 39 = 27 kom







PROFILI		kom	mjera	pilanje
F-1513	vodilica	1	V=6Lkr+300	90-90
F-1514	maska	1	6Lkr+300	90-90
F-1516	donja pratilica	1	6Lkr+300	90-90
F-1465	vodoravnica okvira	8	Lkr	45-45
F-1465	okomica okvira	8	Hkr	45-45
F-1511	vodoravna maska okvira	8	Lkr+12	45-45
F-1511	okomita maska okvira	8	Hkr+12	45-45
F-1512	nosač četkice-vodoravni	2	Lkr+12	45-45
F-1512	nosač četkice- okomiti	4	Hkr-8	45-90
F-0187	lamele	Nx4	L-66	90-90
F-1705	početna i završna lamela	8	L-66	90-90

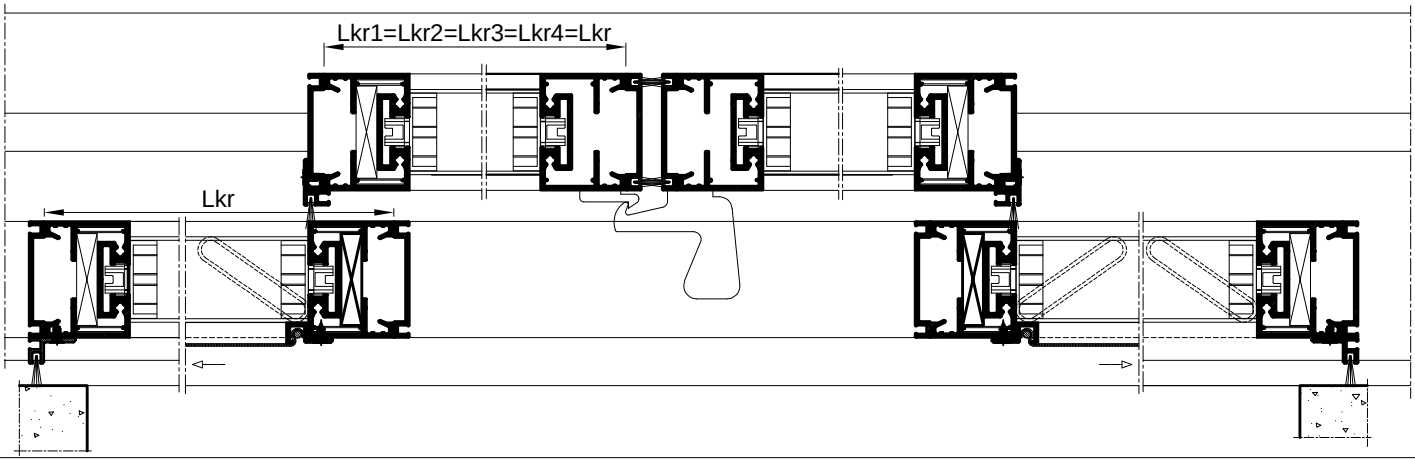
OKOVI		kom
141.009	set za nošenje krila grilje	8
141.010	set za vođenje krila grilje	8
147.001	graničnik i prihvatnik udara	8
373.005	pvc umetak-prihvatnik lamela	Nx8
373.005.99	poč. i završni umetak	16
391.101	bočni čep maske gornji	2
391.099	bočni čep pratilice	2
521.220	nosač pratilice	3
710.501	kutna spojnica krila	16
730.017	pomoćna kutna spojnica krila	32
105.001	ključanje-rukohvat krila	1

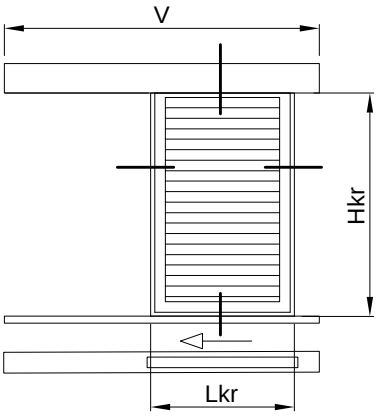
BRTVE		kom	mjera
347.005	četkasta brtva 7x13		6Lkr+300
347.008	četkasta brtva 13 mm		16Lkr+8Hkr

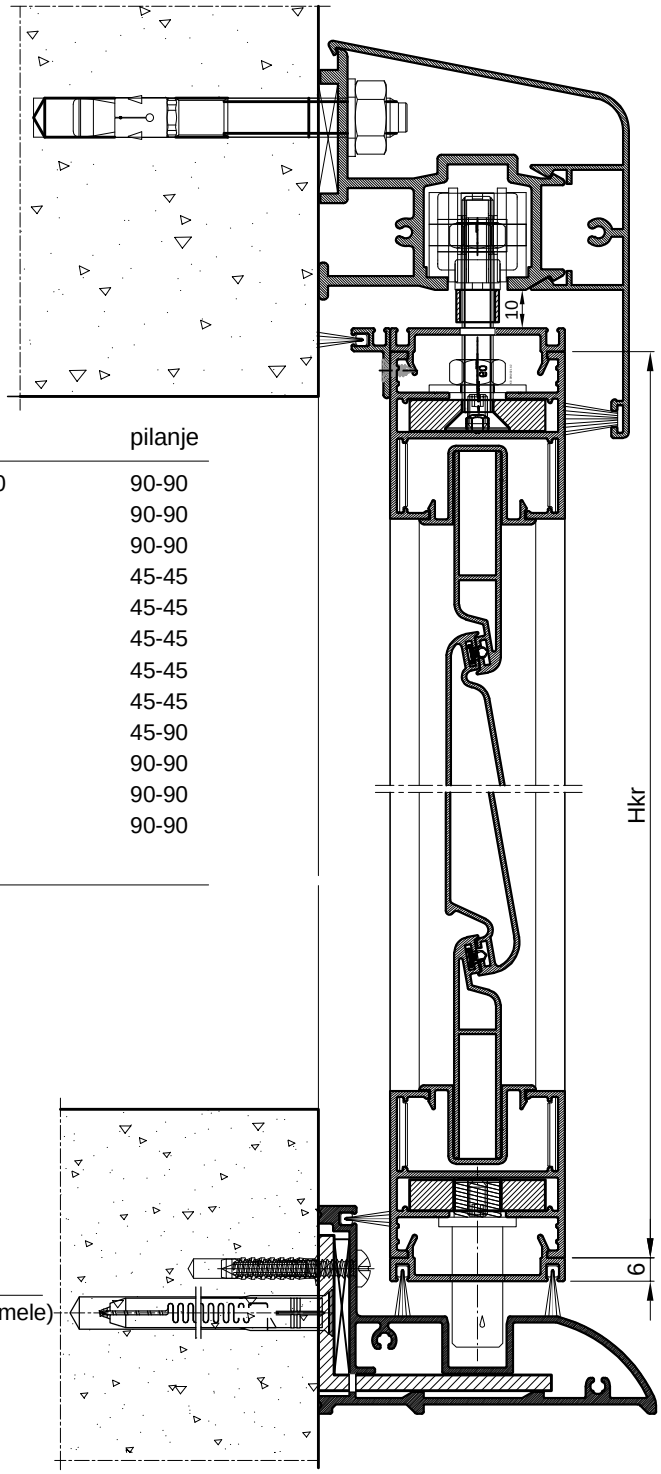
Broj lamela (F-0187) je N = (Hkr-123) / 39

Primjer:

Za mjeru krila Hkr=1176 mm, broja lamela N=(1176-123) / 39 = 1053 / 39 = 27 kom



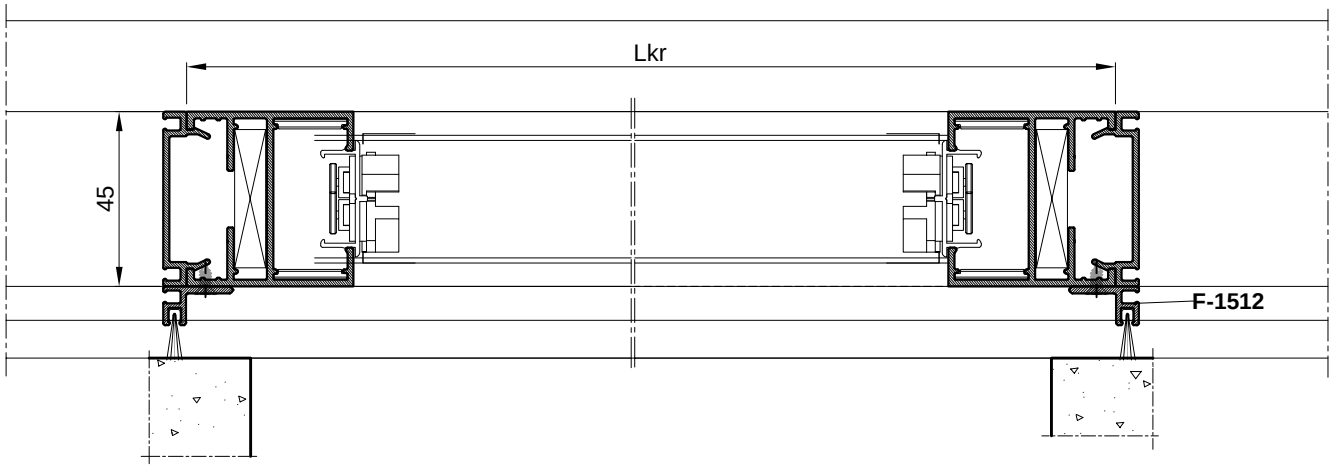


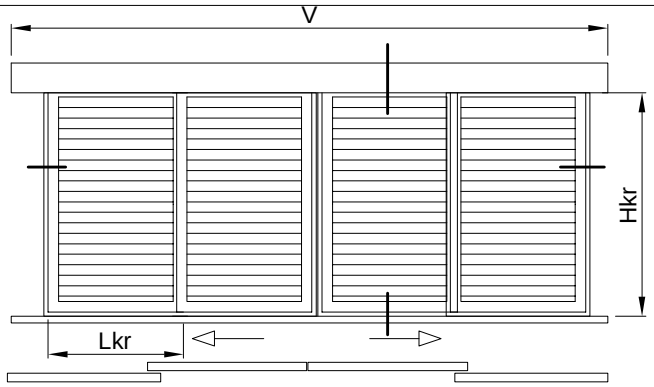


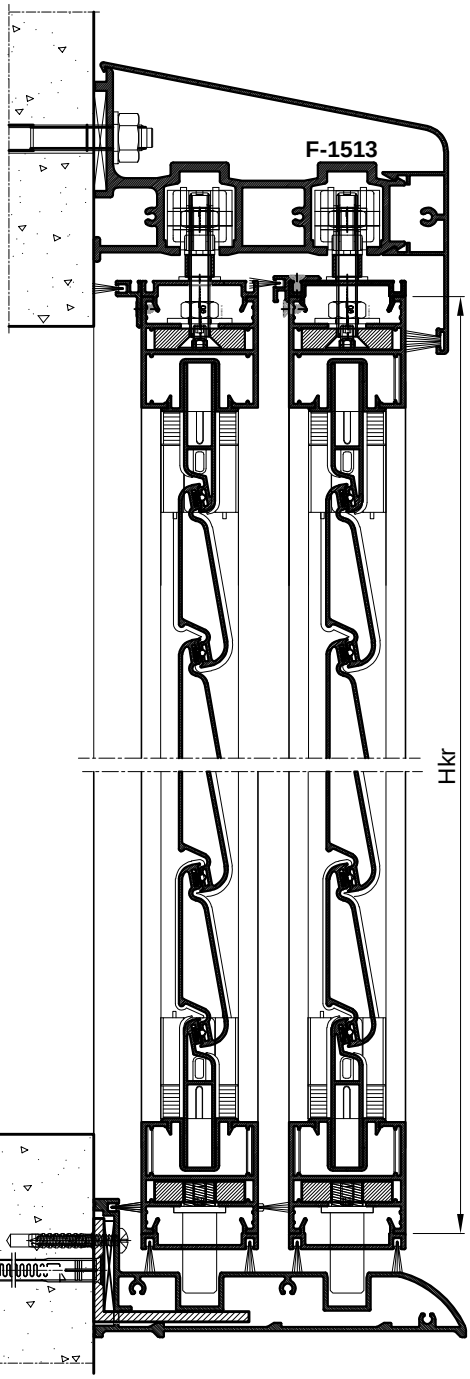
PROFILI		kom	mjera	pilanje
F-0863	vodilica	1	V=2Lkr+300	90-90
F-0864	maska	1	2Lkr+300	90-90
F-1515	donja pratilica	1	2Lkr+300	90-90
F-1510	vodoravnica okvira	2	Lkr	45-45
F-1510	okomica okvira	2	Hkr	45-45
F-1511	vodoravna maska okvira	2	Lkr+12	45-45
F-1511	okomita maska okvira	2	Hkr+12	45-45
F-1512	nosač četkice-vodoravni	1	Lkr+12	45-45
F-1512	nosač četkice- okomiti	2	Hkr-8	45-90
D45-074	pokretne lamele	N	Lkr-98	90-90
D45-075	početna i završna lamela	2	Lkr-92	90-90
Z40-740	uvodni profil	2	Lkr-46	90-90

OKOVI		kom
141.009	set za nošenje krila grilje	2
141.010	set za vođenje krila grilje	2
147.001	graničnik i prihvatnik udara	2
391.100	bočni čep maske gornji	2
391.098	bočni čep pratilice	2
521.220	nosač pratilice	2
710.501	kutna spojnica krila	4
730.017	pomoćna kutna spojnica krila	8
140.040	pokretni mehanizam grilja	L+D
370.064	umetak početne lamele	2
370.065	umetak početne lamele	2

BRTVE		kom	mjera
348.010	brtve u lameli		Lkr-98 (L lamele)
347.005	četkasta brtva 7x13		2Lkr+300
347.008	četkasta brtva 13 mm		4Lkr+2Hkr







PROFILI		kom	mjera	pilanje
F-1513	vodilica	1	V=6Lkr+300	90-90
F-1514	maska	1	6Lkr+300	90-90
F-1516	donja pratilica	1	6Lkr+300	90-90
F-1465	vodoravnica okvira	8	Lkr	45-45
F-1465	okomica okvira	8	Hkr	45-45
F-1511	vodoravna maska okvira	8	Lkr+12	45-45
F-1511	okomita maska okvira	8	Hkr+12	45-45
F-1512	nosač četkice-vodoravni	2	Lkr+12	45-45
F-1512	nosač četkice- okomiti	4	Hkr-8	45-90
D45-074	lamele	N	L-66	90-90
D45-074	početna i završna lamela	8	L-66	90-90
Z40-740	uvodni profil	8	L-46	90-90

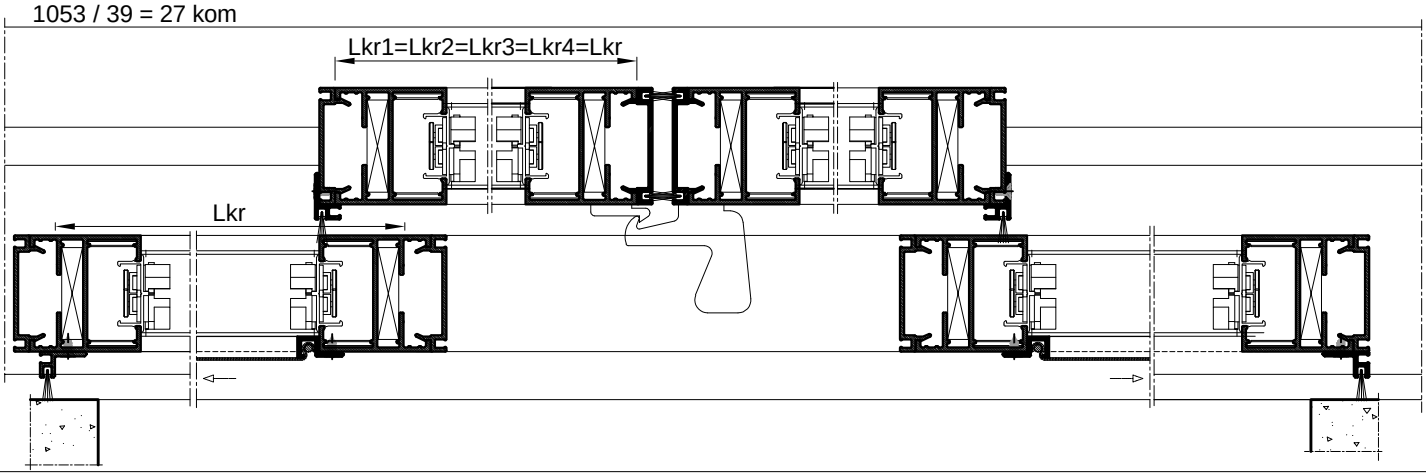
OKOVI		kom
141.009	set za nošenje krila grilje	8
141.010	set za vođenje krila grilje	8
147.001	graničnik i prihvatnik udara	8
373.005	pvc umetak-prihvatnik lamela	Nx8
373.005.99	poč. i završni umetak	16
391.101	bočni čep maske gornji	2
391.099	bočni čep pratilice	2
521.220	nosač pratilice	3
710.501	kutna spojnica krila	16
730.017	pomoćna kutna spojnica krila	32
105.001	ključanje-rukohvat krila	1
140.040	pokretni mehanizam grilja	L+D
370.064	umetak početne lamele	2
370.065	umetak početne lamele	2

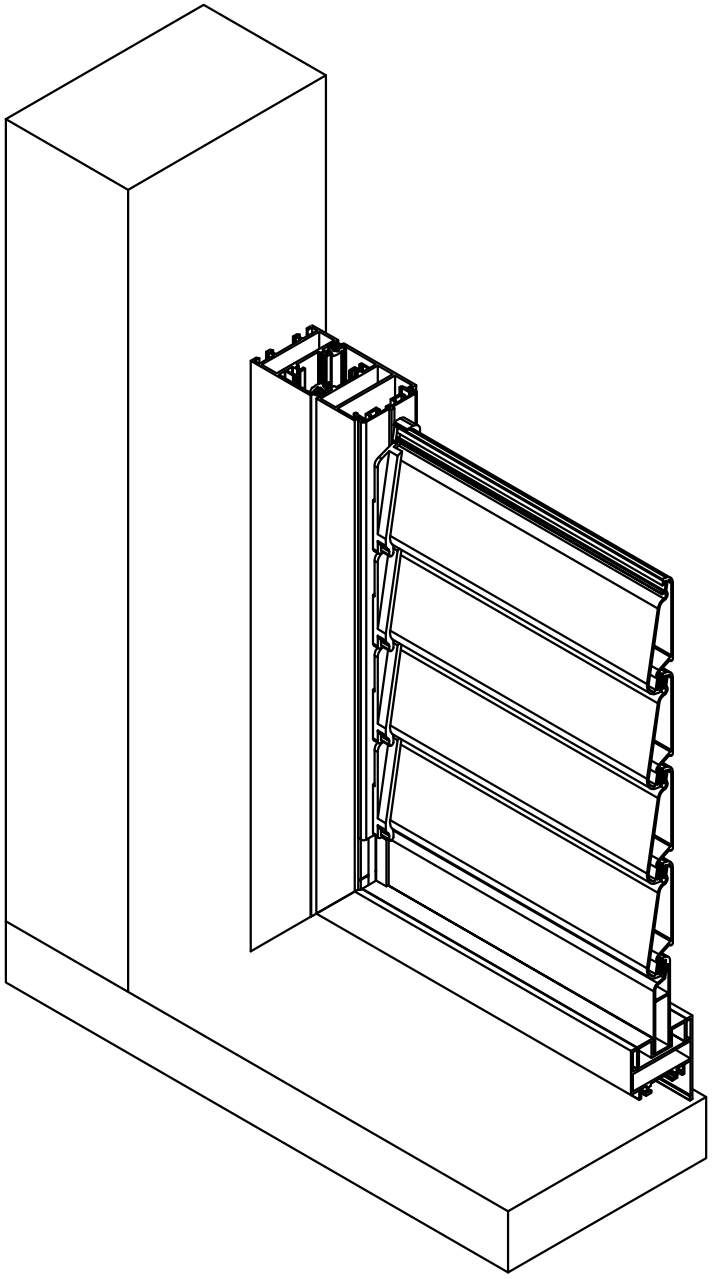
BRTVE		kom	mjera
347.005	četkasta brtva 7x13		6Lkr+300
347.008	četkasta brtva 13 mm		16Lkr+8Hkr
348.010	četkasta brtva		Lkr-98 (L lamele)

Broj lamela (F-0187) je N = (Hkr-123) / 39

Primjer:

Za mjeru krila Hkr=1176 mm, broja lamela N=(1176-123) / 39 =
1053 / 39 = 27 kom





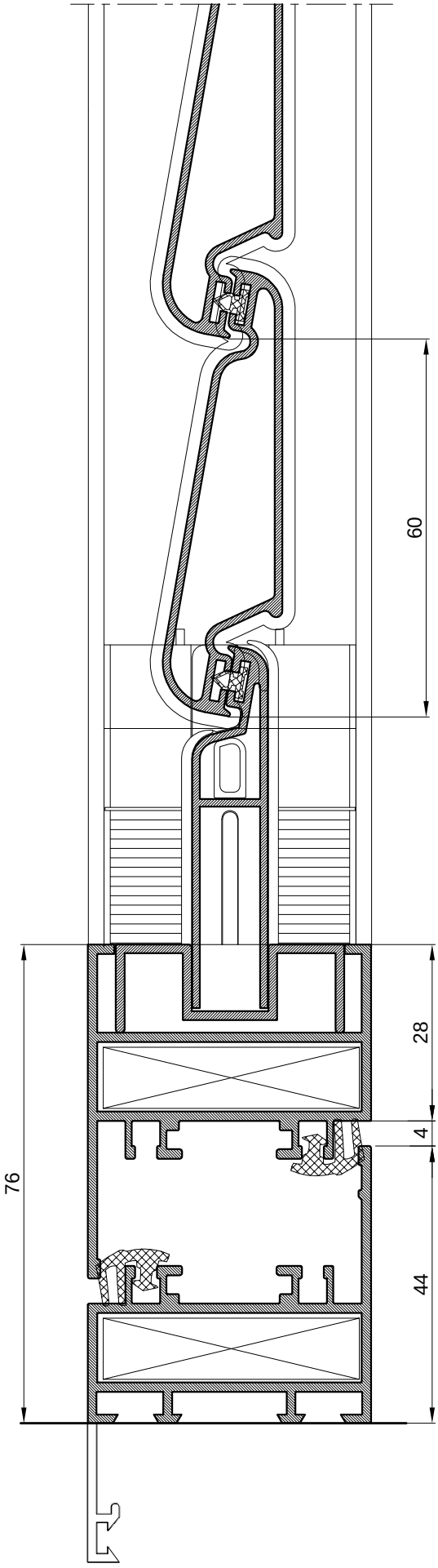
GRILJA G45

SADRŽAJ

01	ZNAČAJKE SISTEMA	Grilja G45	400.01.400-403
02	ISPITIVANJA I CERTIFIKATI	Grilja G45	400.02.400-403
03	PROFILI	Grilja G45	400.03.400-409
04	VEZNI ELEMENTI	Grilja G45	400.04.400-403
05	PVC ELEMENTI	Grilja G45	400.05.400-403
06	MEHANIZMI	Grilja G45	400.06.400-405
07	BRTVILA	Grilja G45	400.07.400-403
10	PRESJECI	Grilja G45	400.10.400-421
11	OBRADA I MONTAŽA	Grilja G45	400.11.400-411
12	REZNE LISTE	Grilja G45	400.12.400-411

Značajke sistema /Grilja G45/

GRILJA G45



-Sistem profila **Grilja G45** namjenjen je za izradu zaokretnih grilja u obliku prozora i vrata.

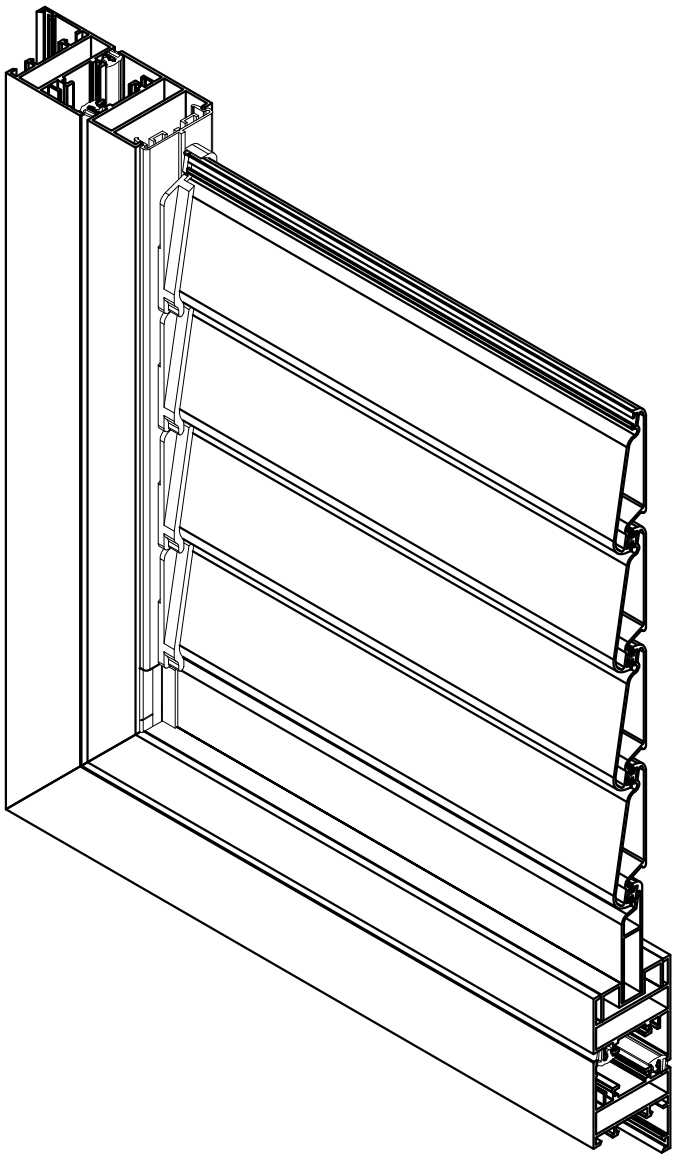
-Grilje su dugovječne, lagane, čvrste, postojane (materijal i površinska zaštita), te su otporne na vremenske i ostale utjecaje. Jednostavne su i praktične za rukovanje, čišćenje i održavanje.

-Odabir boje po izboru (u boji prema RAL karti, eloksaža te imitacija drveta).

-Ispuna grilje može biti pokretna (zaokretne lamele), fiksna (fiksne lamele) i škure (puna ispuna).

-Okvir rama i krila je u istoj ravnini.

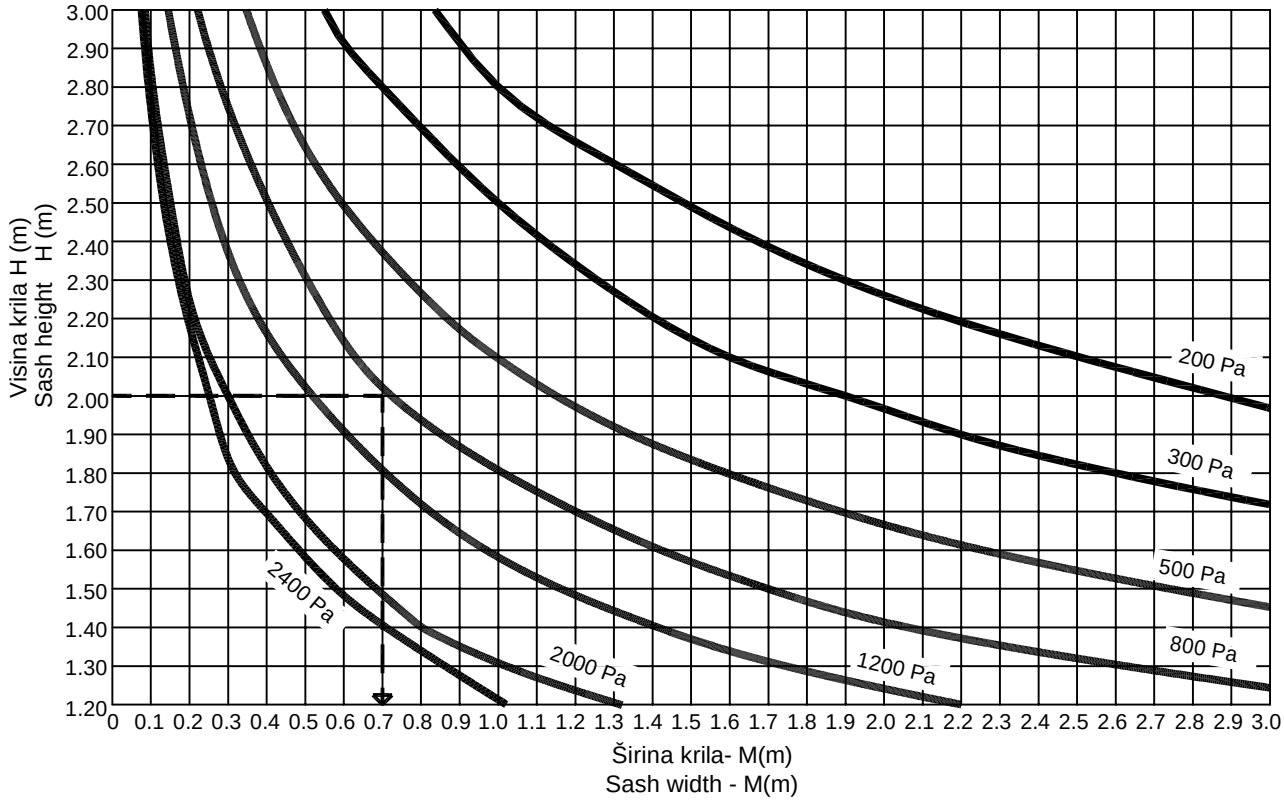
-Žlijeb za okov je 29 mm.



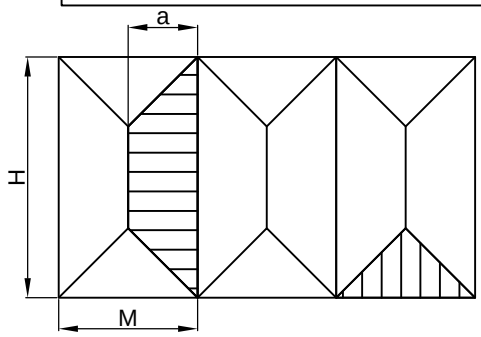
Ispitivanja i certifikati /Grilja G45/

Opterećenje vjetrom

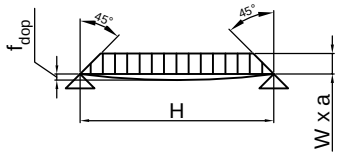
Statitički dijagrami



Primjer: Visina krila - H = 2.0 m
Opt. vjetrom = 800 Pa= 130 km/h
Rezultat: Moguća širina krila = 0.7 m
Tlak od 800 Pa odgovara opterećenju vjetrom od 130km/h



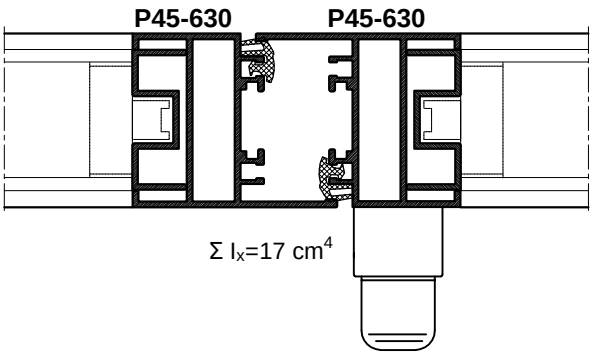
Trapeziodno opterećenje



$$I_x = \frac{W \times M \times H^4}{1920 \times E \times f_{dop}} \times \left(25 - 40\frac{a^2}{H^2} + 16\frac{a^2}{H^2}\right)$$

I_x	(cm^4)	= Moment inercije Moment of inertia
W	(kN/m^2)	= Opterećenje vjetrom Wind load
H	(m)	= Visina krila Sash height
E	(kN/mm^2)	= Modul elastičnosti Modulus of elasticity
f_{dop}	(mm)	= Dopušteni progib Deflection limit
a	(m)	= Širina opterećenja =L/a Load width
M	(m)	= Širina krila Sash width

Ix = 8.5 cm4 Ix = 8.5 cm4

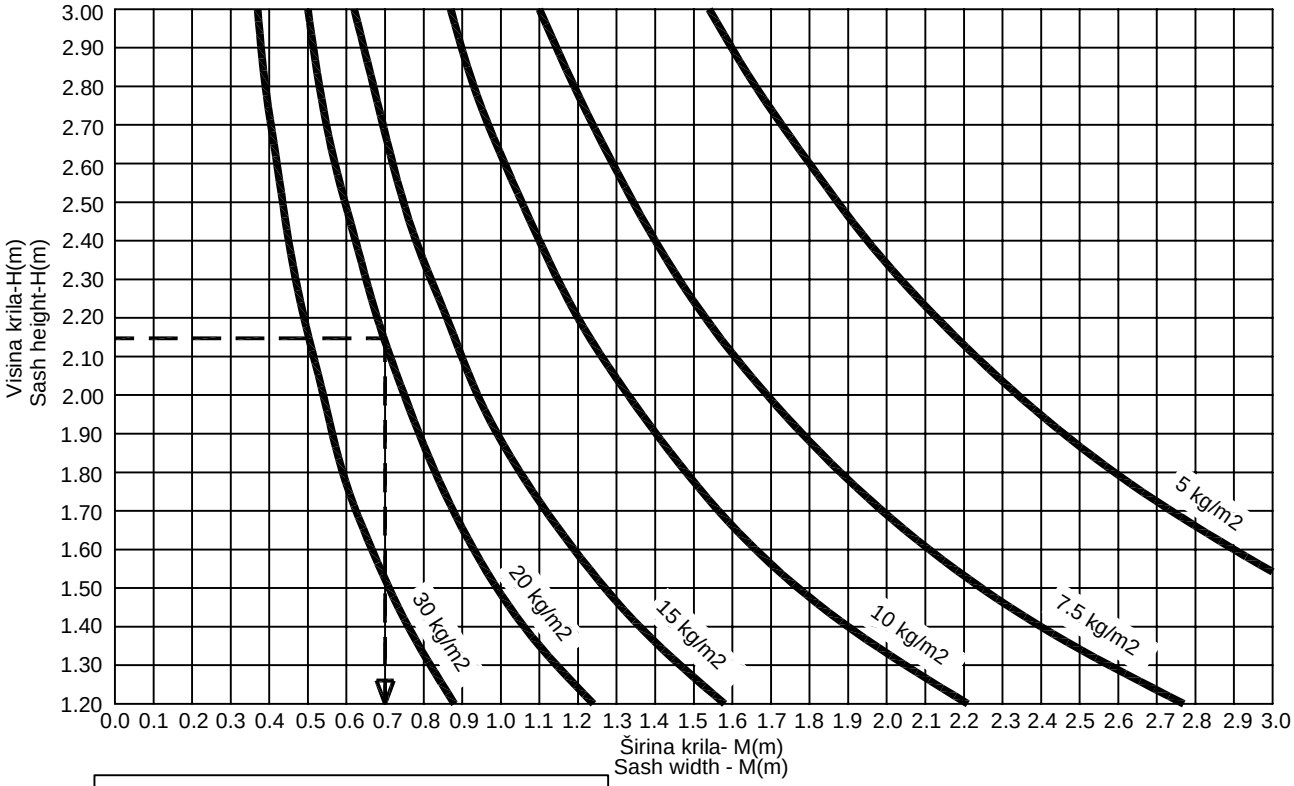


Odabir šarki:

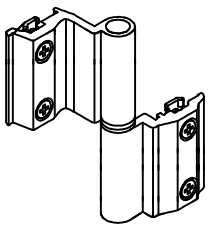
Artikli Article	H max	L Min	L Max	Max nosivost Max load capacity
Art. 110.007 (dvije šarke) Art. 110.007 (2 hinges)	2200 mm	-	1200 mm	80 Kg po krilu 80 Kg for sash
Art. 110.007 (tri šarke) Art. 110.007 (3 hinges)	2300 mm	-	1200 mm	90 Kg po krilu 90 Kg for sash

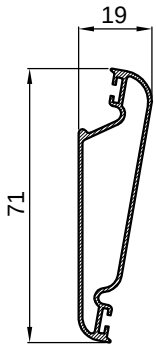
Maksimalna dopuštena težina krila

Statitički dijagrami

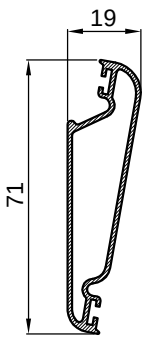


Primjer: Visina krila - H	= 2.15 m
Težina ispune	= 20 kg/m^2
Rezultat: Moguća širina krila - M	= 0.7 m
Maksimalna težina krila	=30kg





D45-074/L
kg/m^2 8,01

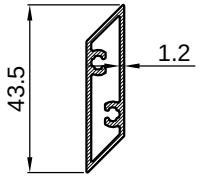


D45-074
kg/m^2 9.42

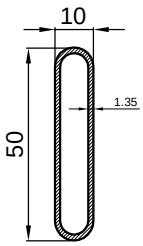
Odabir šarki:

Artikli Article	H max	L Min	L Max	Max nosivost Max load capacity
Art. 110.007 (dvije šarke) Art. 110.007 (2 hinges)	2200 mm	-	1200 mm	80 Kg po krilu 80 Kg for sash
Art. 110.007 (tri šarke) Art. 110.007 (3 hinges)	2300 mm	-	1200 mm	90 Kg po krilu 90 Kg for sash

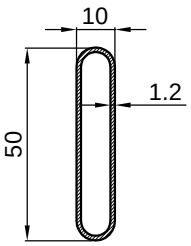
Max nosivost šarke 40 kg
Max load capacity of the hinge 40 kg



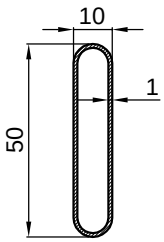
F-1608
kg/m^2 9.855



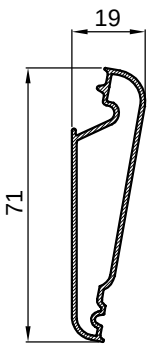
F-0187
kg/m^2 9.92



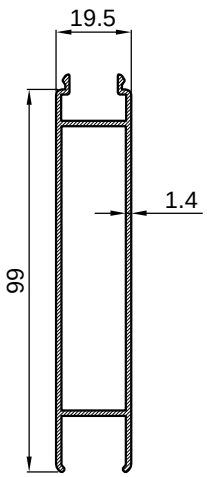
F-0187/A
kg/m^2 8.73



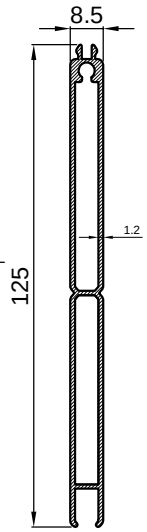
F-0187/L
kg/m^2 7.67



D45-081
kg/m^2 8.76

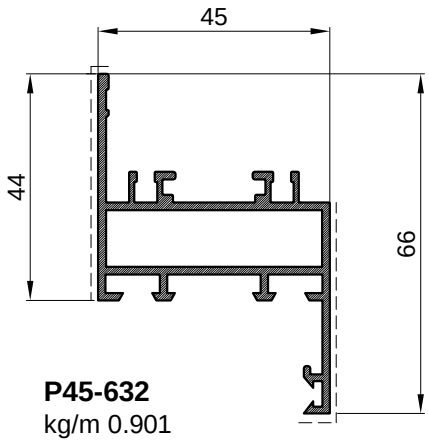


F-0681
kg/m^2 9,20

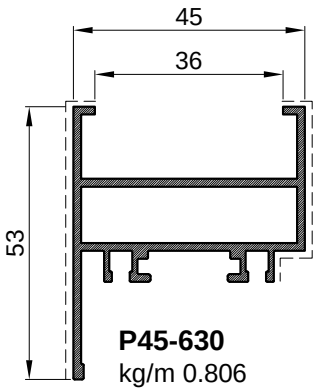


F-0714
kg/m^2 7,16

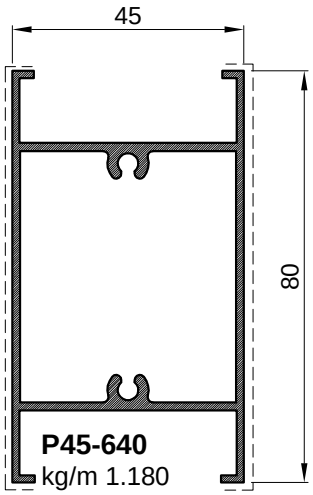
Profili
/Grilja G45/



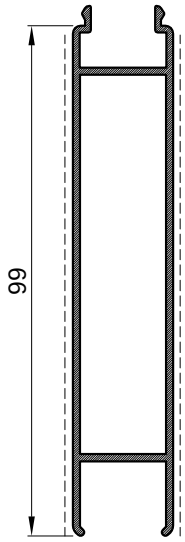
P45-632
kg/m 0.901



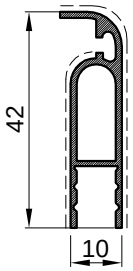
P45-630
kg/m 0.806



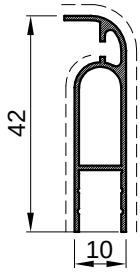
P45-640
kg/m 1.180



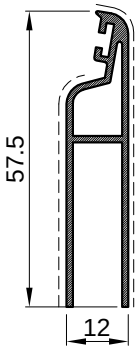
F-0681
kg/m 0.920



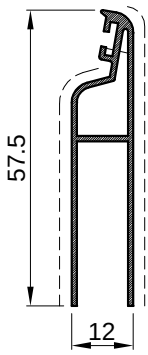
P45-641
kg/m 0.326



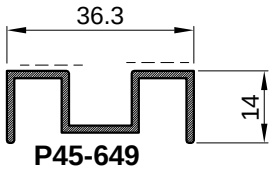
P45-641/L
kg/m 0.256



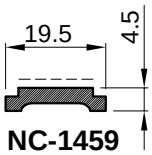
D45-075
kg/m 0.451



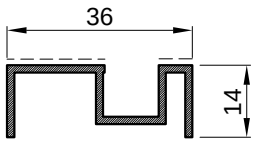
D45-075/L
kg/m 0.383



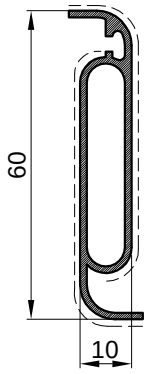
P45-649
kg/m 0.318



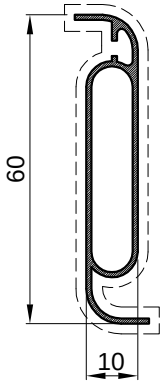
NC-1459
kg/m 0.156



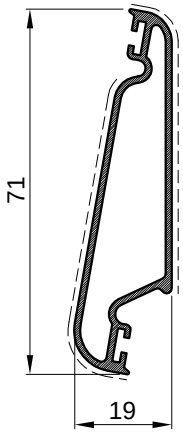
P45-642
kg/m 0.309



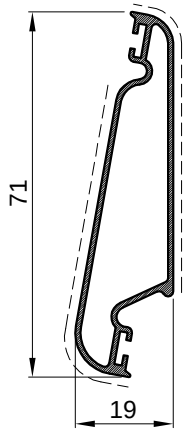
P45-631
kg/m 0.482



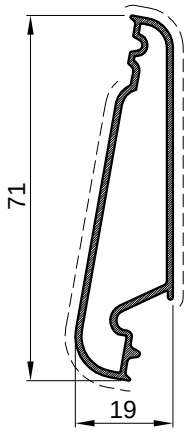
P45-631/L
kg/m 0.376



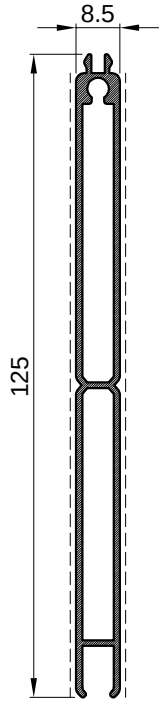
D45-074
kg/m 0.570



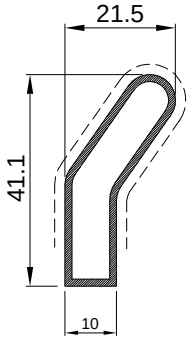
D45-074/L
kg/m 0.485



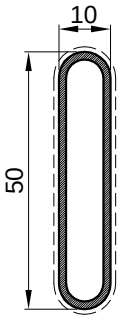
D45-081
kg/m 0.530



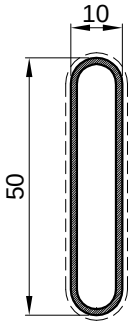
F-0714
kg/m 0.895



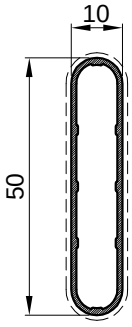
F-1705
kg/m 0.365



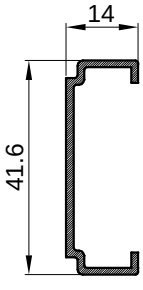
F-0187
kg/m 0.397



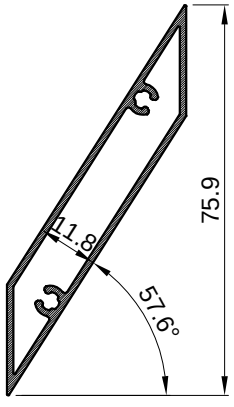
F-0187/A
kg/m 0.349



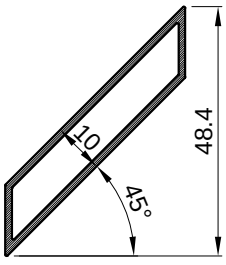
F-0187/L
kg/m 0.307



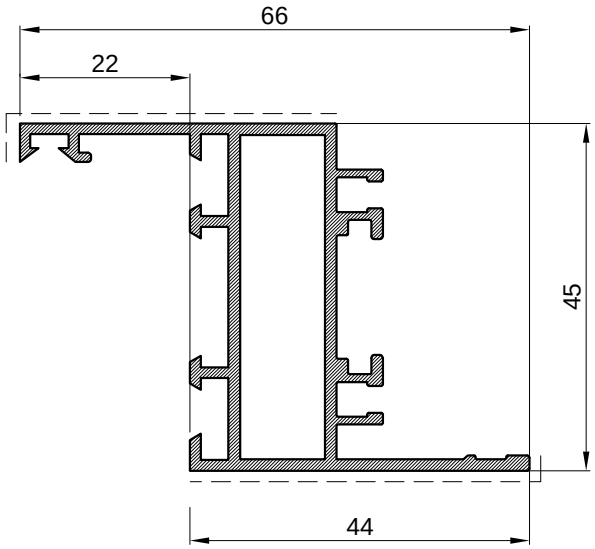
F-0984
kg/m 0.272



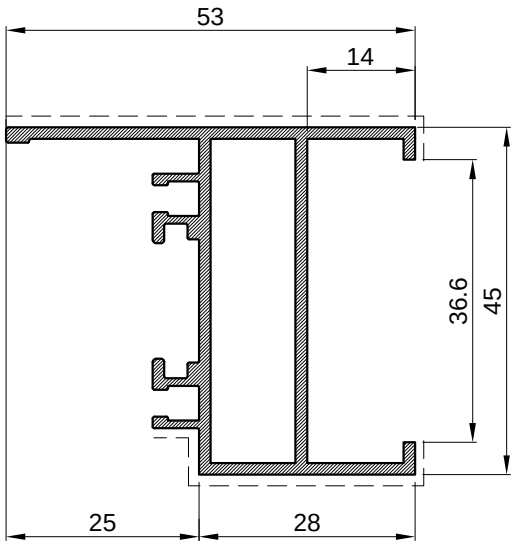
F-1477
kg/m 0.6



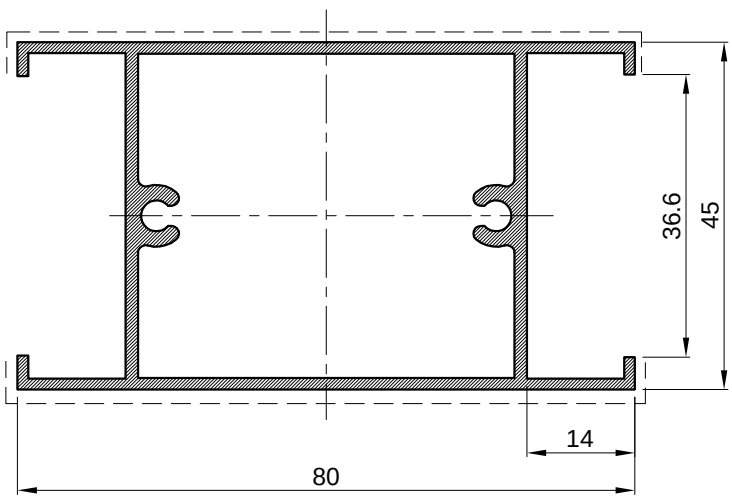
F-0983
kg/m 0.422



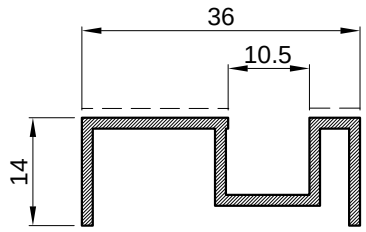
Ram grilje G45		
Art.-Br.	**P45-632**	
Težina	kg/m	**0.901**
Opseg	mm	354
Momenti inercije	Ix (cm4)	9.39
	Wx (cm4)	4.16
Dužina isporuke	mm	6500



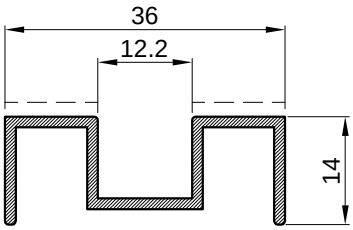
Krilo grilje G45		
Art.-Br.	**P45-630**	
Težina	kg/m	**0.806**
Opseg	mm	295
Momenti inercije	Ix (cm4)	8.36
	Wx (cm4)	3.3
Dužina isporuke	mm	6500



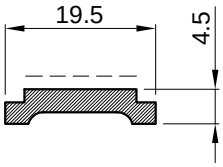
Prečka grilje G45		
Art.-Br.	**P45-640**	
Težina	kg/m	**1.180**
Opseg	mm	330
Momenti inercije	Ix (cm4)	13.75
	Wx (cm4)	6.11
Dužina isporuke	mm	6500



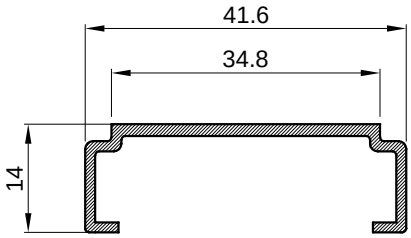
Prihvatnik početnog profila ispune grilje G45		
Art.-Br.	**P45-642**	
Težina	kg/m	**0.309**
Opseg	mm	166
Dužina isporuke	mm	6500



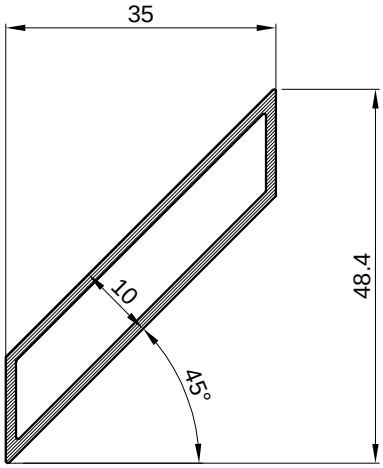
Prihvatnik početnog profila ispune grilje G45		
Art.-Br.	**P45-649**	
Težina	kg/m	**0.318**
Opseg	mm	167
Dužina isporuke	mm	6500



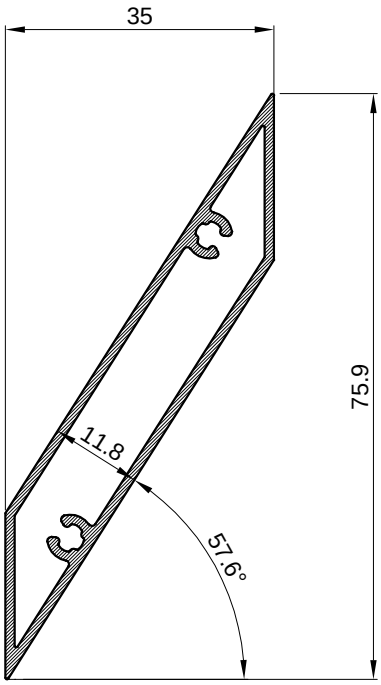
Klizač		
Art.-Br.	**NC-1459**	
Težina	kg/m	**0.156**
Opseg	mm	51
Dužina isporuke	mm	6500



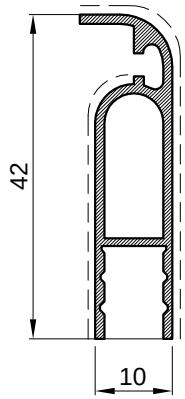
Početni profil fiksne grilje		
Art.-Br.	**F-0984**	
Težina	kg/m	**0.272**
Opseg	mm	145
Dužina isporuke	mm	6500



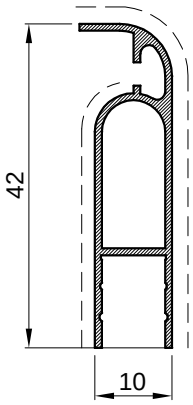
Profil ispune fiksne grilje		
Art.-Br.	**F-0983**	
Težina	kg/m	**0.422**
Opseg	mm	126
Dužina isporuke	mm	6500



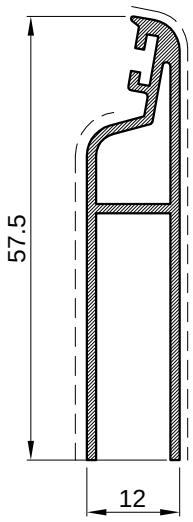
Profil ispune fiksne grilje		
Art.-Br.	**F-1477**	
Težina	kg/m	**0.6**
Opseg	mm	172
Dužina isporuke	mm	6500



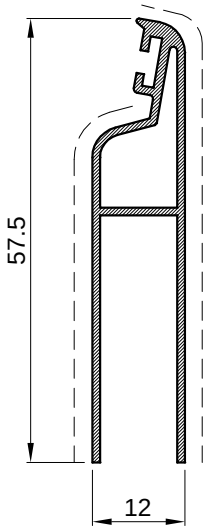
Početni profil ispune		
Art.-Br.	**P45-641**	
Težina	kg/m	**0.326**
Opseg	mm	151
Dužina isporuke	mm	6500



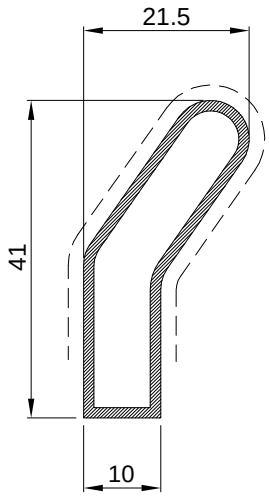
Početni profil ispune		
Art.-Br.	**P45-641/L**	
Težina	kg/m	**0.256**
Opseg	mm	151
Dužina isporuke	mm	6500



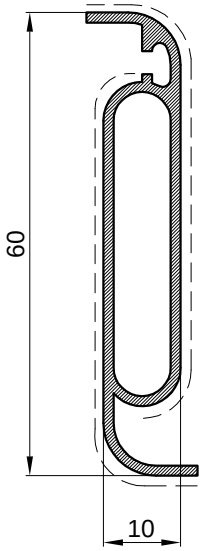
Početni profil ispune		
Art.-Br.	**D45-075**	
Težina	kg/m	**0.451**
Opseg	mm	215
Dužina isporuke	mm	6500



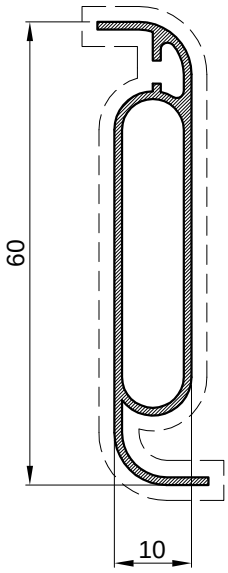
Početni profil ispune		
Art.-Br.	**D45-075/L**	
Težina	kg/m	**0.383**
Opseg	mm	214
Dužina isporuke	mm	6500



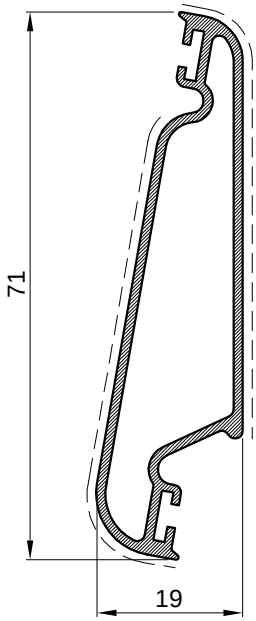
Profil ispune		
Art.-Br.	**F-1705**	
Težina	kg/m	**0.365**
Opseg	mm	105
Dužina isporuke	mm	6500



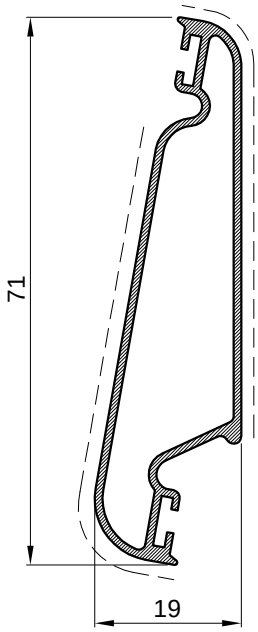
Profil ispune		
Art.-Br.	**P45-631**	
Težina	kg/m	**0.482**
Opseg	mm	176
Dužina isporuke	mm	6500



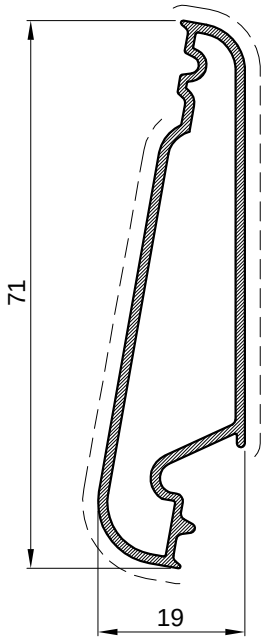
Profil ispune		
Art.-Br.	**P45-631/L**	
Težina	kg/m	**0.376**
Opseg	mm	181
Dužina isporuke	mm	6500



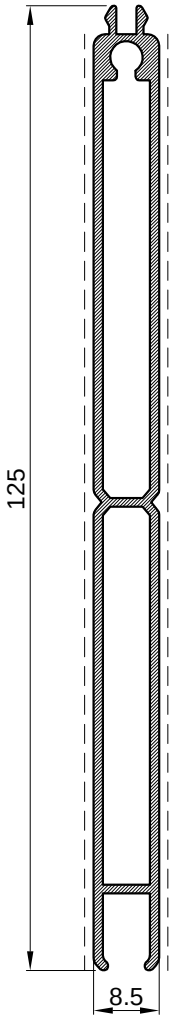
Profil ispune		
Art.-Br.	**D45-074**	
Težina	kg/m	**0.570**
Opseg	mm	195
Dužina isporuke	mm	6500



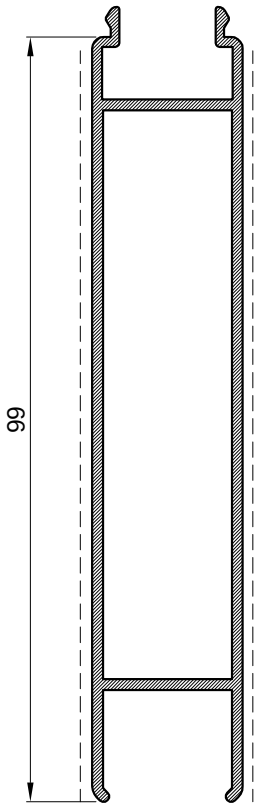
Profil ispune		
Art.-Br.	**D45-074/L**	
Težina	kg/m	**0.485**
Opseg	mm	195
Dužina isporuke	mm	6500



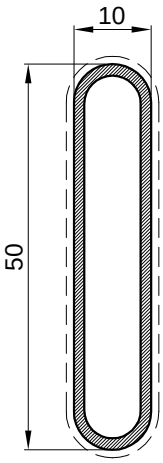
Profil ispune		
Art.-Br.	**D45-081**	
Težina	kg/m	**0.530**
Opseg	mm	174
Dužina isporuke	mm	6500



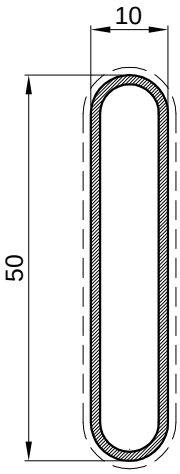
Profil ispune		
Art.-Br.	**F-0714**	
Težina	kg/m	**0.895**
Opseg	mm	294
Dužina isporuke	mm	6500



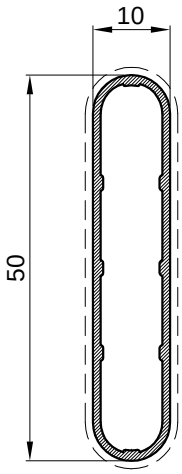
Profil ispune		
Art.-Br.	**F-0681**	
Težina	kg/m	**0.920**
Opseg	mm	304
Dužina isporuke	mm	6500



Profil ispune		
Art.-Br.	**F-0187**	
Težina	kg/m	**0.397**
Opseg	mm	111
Dužina isporuke	mm	6500

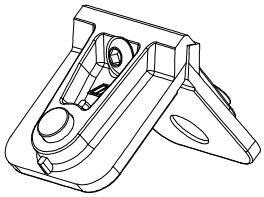
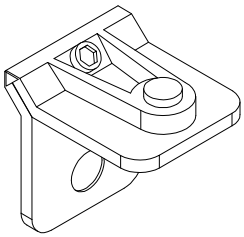


Profil ispune		
Art.-Br.	**F-0187/A**	
Težina	kg/m	**0.349**
Opseg	mm	111
Dužina isporuke	mm	6500

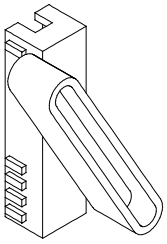
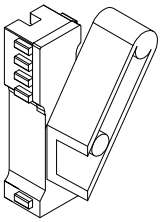
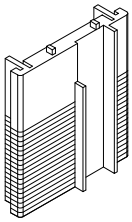
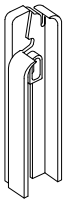
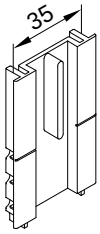


Profil ispune		
Art.-Br.	**F-0187/L**	
Težina	kg/m	**0.307**
Opseg	mm	111
Dužina isporuke	mm	6500

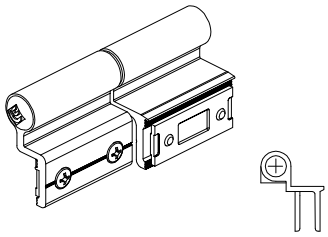
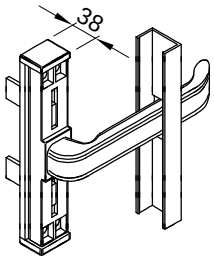
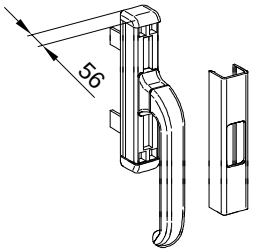
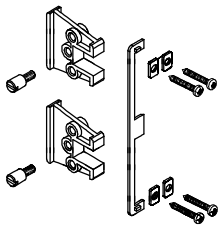
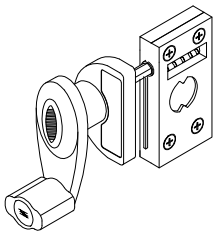
Vezni elementi
/Grilja G45/

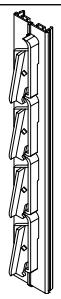
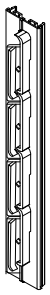
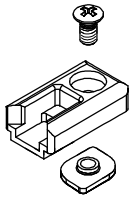
CODE	Izgled-presjek	Opis	Materijal	Nap.
730.013		- Kutna spojnica grilje-za komoru 42x11 - Stara oznaka: 4001, 0432	Al.	
731.013		- Kutna spojnica za komoru 42 x11 -Proizvođač: Monticelli - Izvorna oznaka 0432/250	Al.	

PVC elementi
/Grilja G45/

CODE	Izgled-presjek	Opis	Materijal	Nap.
373.005		-Umetak za fiksnu grilju -umeće se u profil P45-649 -prihvaća profil lamele F-0187 - Stara oznaka: 2101-PR		L+D
373.005.99		-Početni i završni umetak za fiksnu grilju -umeće se u profil P45-649 -prihvaća profil lamele F-1705		L+D
370.066		-Umetak za početnu i završnu lamelu kod grilje sa pokretnim lamelama. Za profil: P45-641;P45-641/L	PVC	PAR
370.073		-Umetak za početnu i završnu lamelu kod grilje sa pokretnim lamelama. -Za profile: D45-075;D45-075/L - B.B.C. Italija	PVC	
370.074		-Umetak za mehanizma (utor 35mm), za početnu i završnu lamelu kod grilje sa pokretnim lamelama. - B.B.C. Italija	PVC	

Mehanizmi
/Grilja G45/

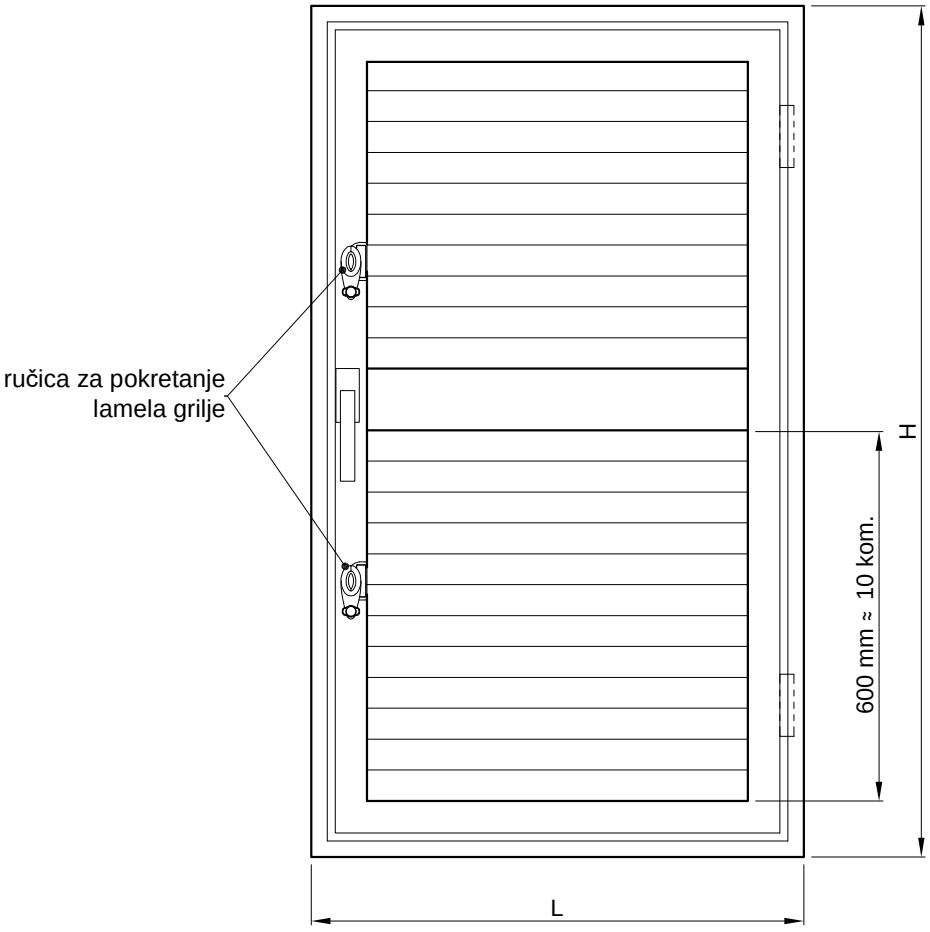
CODE	Izgled-presjek	Opis	Materijal	Nap.
110.007.01 **02** **03**		- Šarka grilje - Stara oznaka: A8521R		
100.000.01 **02** **03**		- Ručka grilje-uska - Stara oznaka: 1056		
105.004.01 **02** **03**		- Ručka grilje-široka - Stara oznaka: 1004		
143.013		- Vezni elementi ručke - Stara oznaka: 2377		
140.045.01 **03**		- Ručica za pokretanje lamela grilje sa vijcima i mehanizmom -Stara oznaka: BBC -Boje 01- bijela; 03- crna Za mehanizam 35 mm		

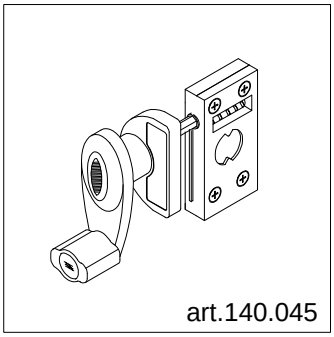
CODE	Izgled-presjek	Opis	Materijal	Nap.
140.018.01 03		- stara oznaka SP-X za lamele D45-074 Element za pokretnu grilju-lijevi i desni *-umeće se u profil krila grilje* *-prihvaća lamele D45-074* -Boje 01- bijela; 03- crna Mehanizam za utor 35 mm		
140.019.01 03		- stara oznaka SP-X za lamele P45-631 - Element za pokretnu grilju-lijevi i desni *-umeće se u profil krila grilje* *-prihvaća lamele P45-631* -Boje 01- bijela; 03- crna Mehanizam za utor 35 mm		
143.001		- Zapinjač - Stara oznaka: GS 2114		
143.002		-Zapinjač-krakun za pasivno krilo - Stara oznaka: GS 2111		
143.003		- Jednostrani prihvat zapinjača - Stara oznaka GS 1314		

UPORABA MEHANIZMA RUČICE ZA POKRETANJE LAMELA GRILJE

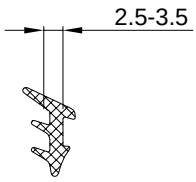
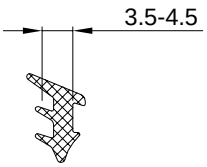
Ograničenja kod uporabe mehanizma ručice:

- Jedna ručica pokreće 10 lemela grilje - (približno 600 mm),
- Broj ručica=broj lamela/10
- Za pokretne mehanizme grilja 35 mm i 25 mm
- Za sve tipove grilja sa pokretnim mehanizmom





art.140.045

Brtvila
/Grilja G 45/

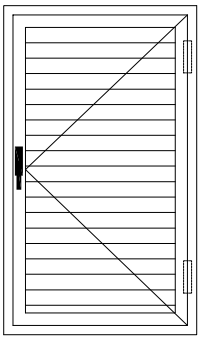
CODE	Izgled-presjek	Opis	Materijal	Nap.
334.001		- Srednja brtva - Stara oznaka: A2002	EPDM	65
344.014		- Brtva na spoju lamela - Stara oznaka: C781-M	EPDM	
344.010		-Brtva na spoju lamela -Stara oznaka: 01104-M	EPDM	
311.001		- Brtva prema staklu /unutarnja/ - Stara oznaka 210.001.125 (921)	EPDM	71
311.002		-Brtva prema staklu /unutarnja/ - Stara oznaka 210.001.123 (918)	EPDM	71
314.001		- Brtva u ramu-smanjuje ulazak kapljevina u prozor - Stara oznaka Z-10 - Oznaka proizvođača AM2000: 1622	EPDM	

Presjeci
/Grilja G45/

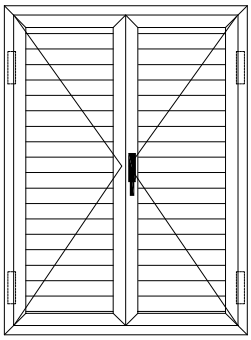
TIPOLOGIJA




Fiksna grilja



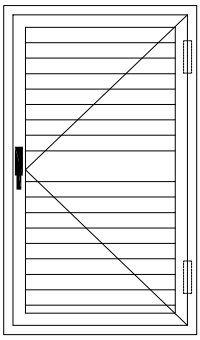
Jednokrilna prozorska grilja



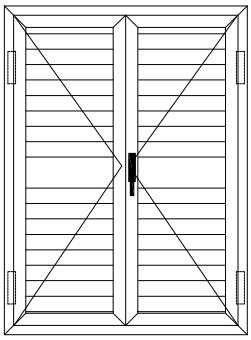
Dvokrilna prozorska grilja



Fiksna grilja s prečkom



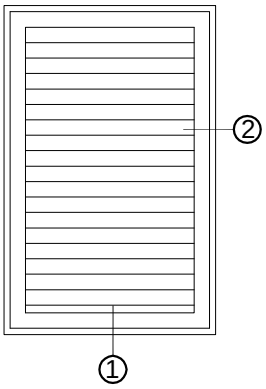
Jednokrilna prozorska grilja s prečkom



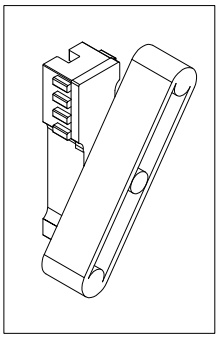
Dvokrilna prozorska grilja s prečkom

Fiksna grilja s
fiksnom ispunom F-0187

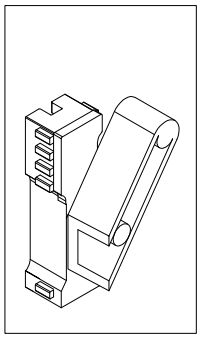
Presjek 1

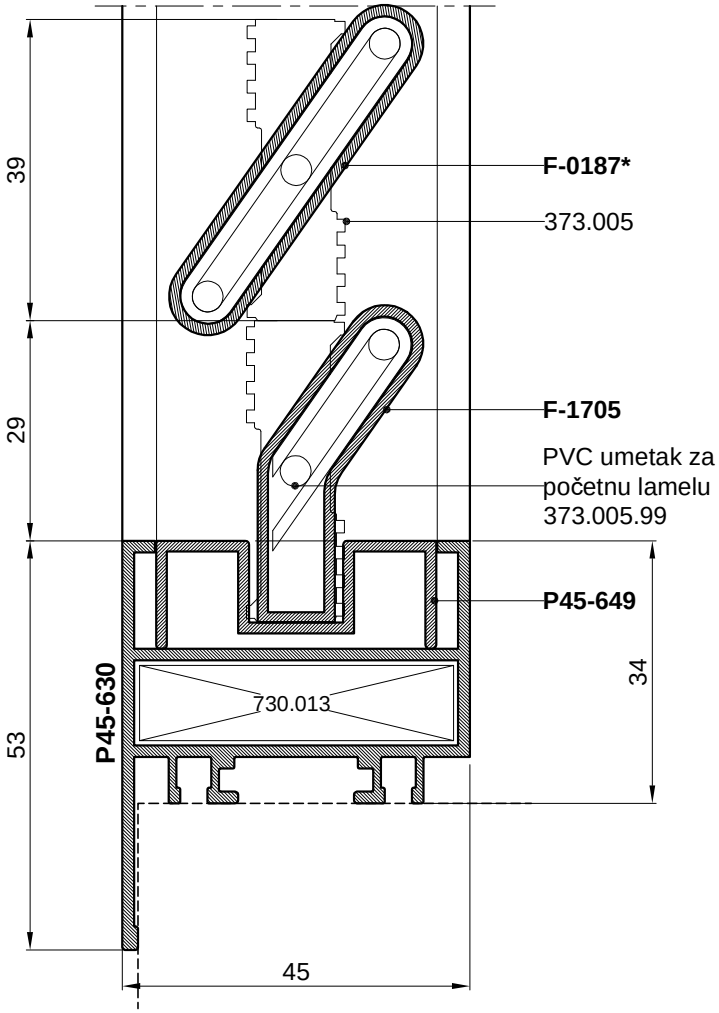


373.005

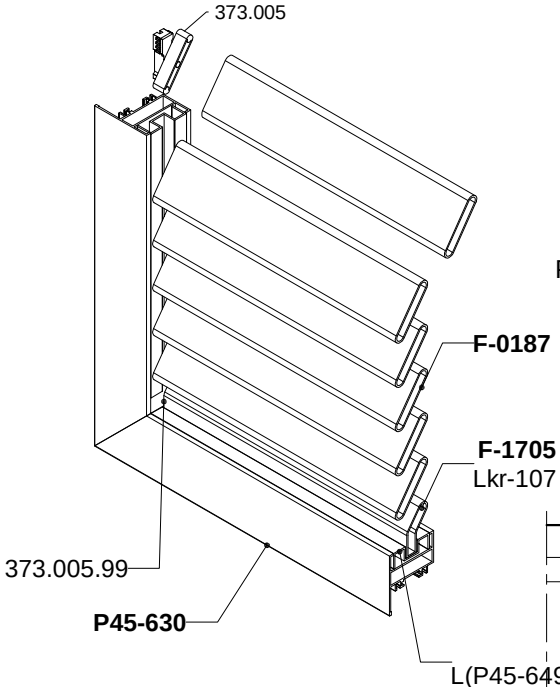


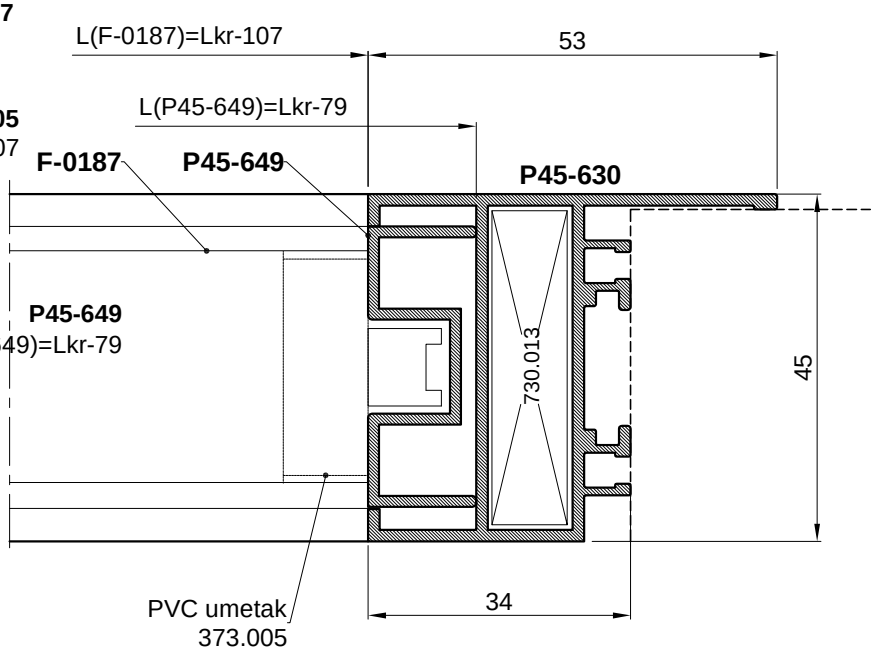
373.005.99






Presjek 2





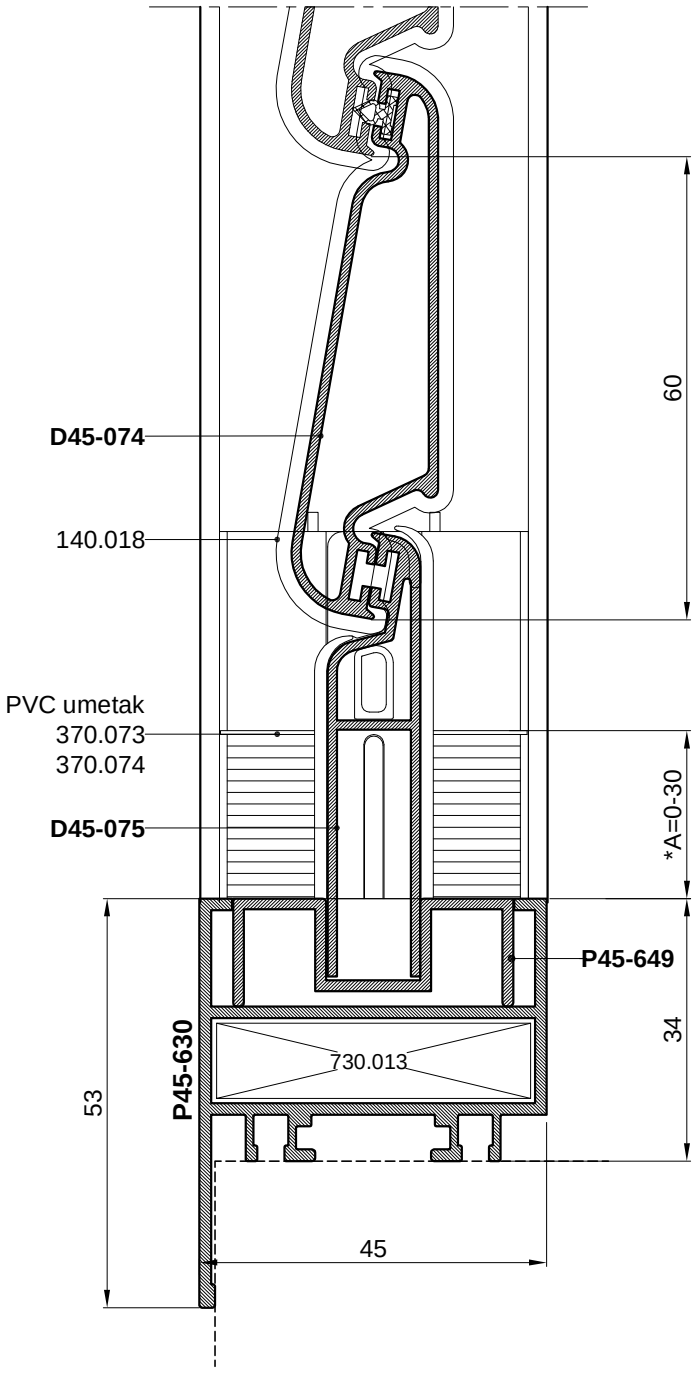
REDOSLIJED MONTAŽE
1 -pvc element 373.005.99 umetnuti u početni profil F-1705 obostrano
2 -Pvc element 373.005 umetnuti u profil F-0187-obostrano
3 -dobiveni sklop umetati-redati po visini profila P45-630
4 -na kraju spojiti kutnicima vertikalni i horizontalni pojas krila (P45-630).



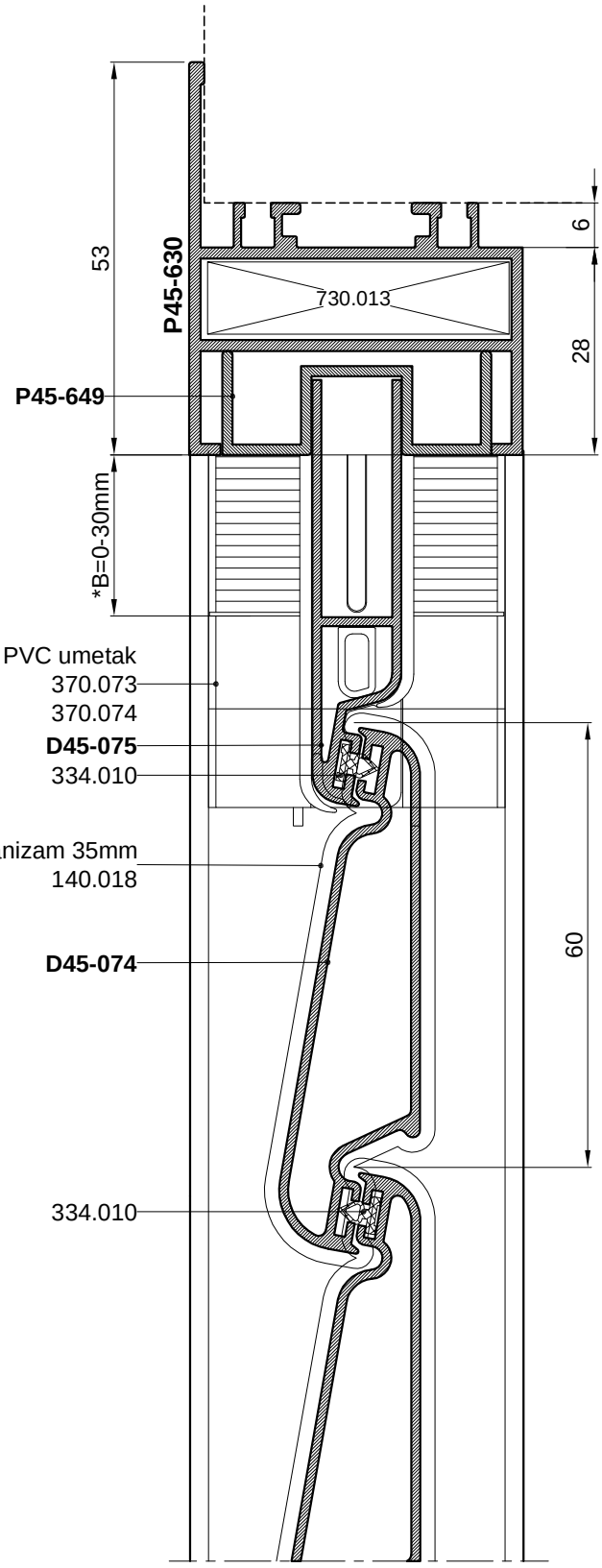
Fiksna grilja s
pokretnom ispunom D45-074

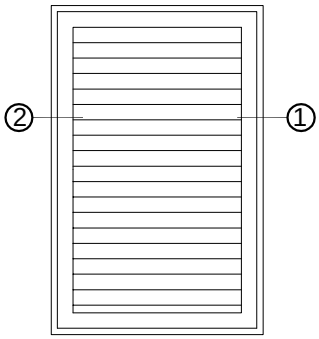
*Mjera pilanja mehanizma za
pokretanje lamela 140.018
L_{meh}=(Hkr*-154)-(A+B)

Presjek 1



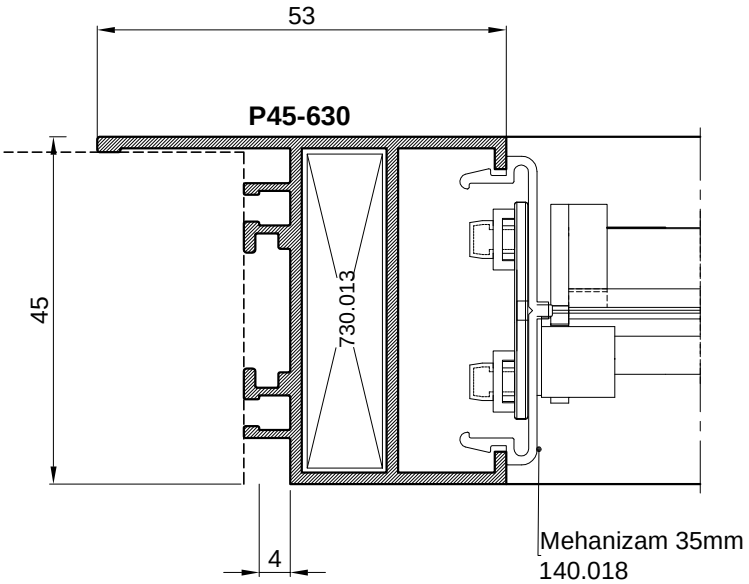
Presjek 2



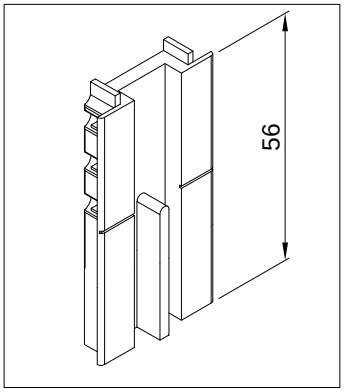


Fiksna grilja s
pokretnom ispunom D45-074

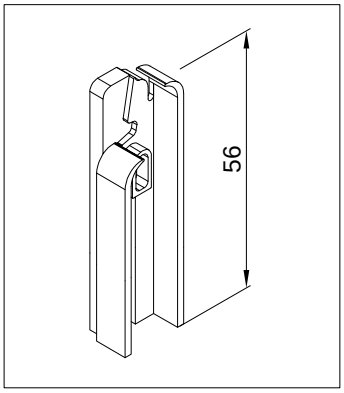
Presjek 1



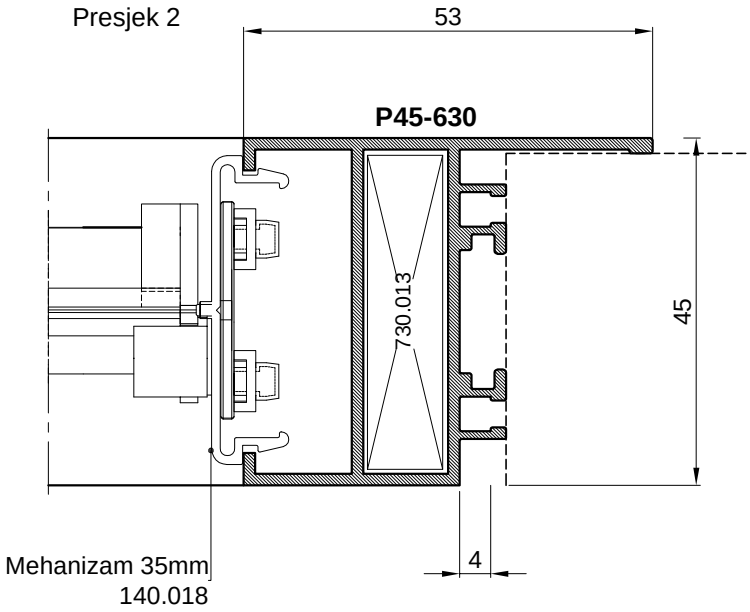
370.064

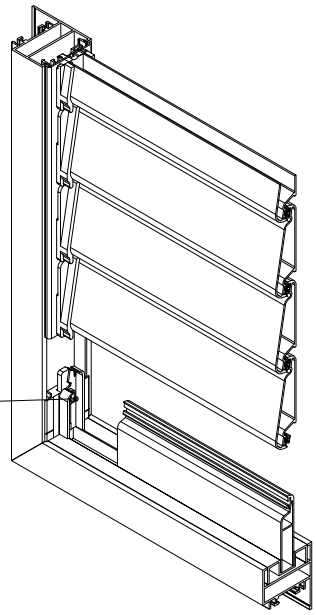


370.065



Presjek 2






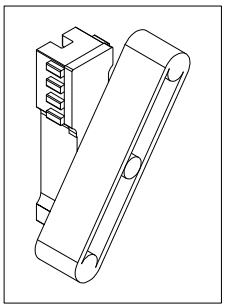
*sklop
370.073 i
370.074

Napomena:
*Sklop 370.073 i 370.074 skraćiva se u ovisnosti o dimenziji početne lamele

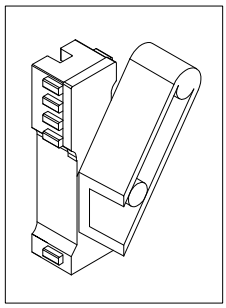
Jednokrilna zaokretna
grilja s fiksnom ispunom F-0187
u krilu



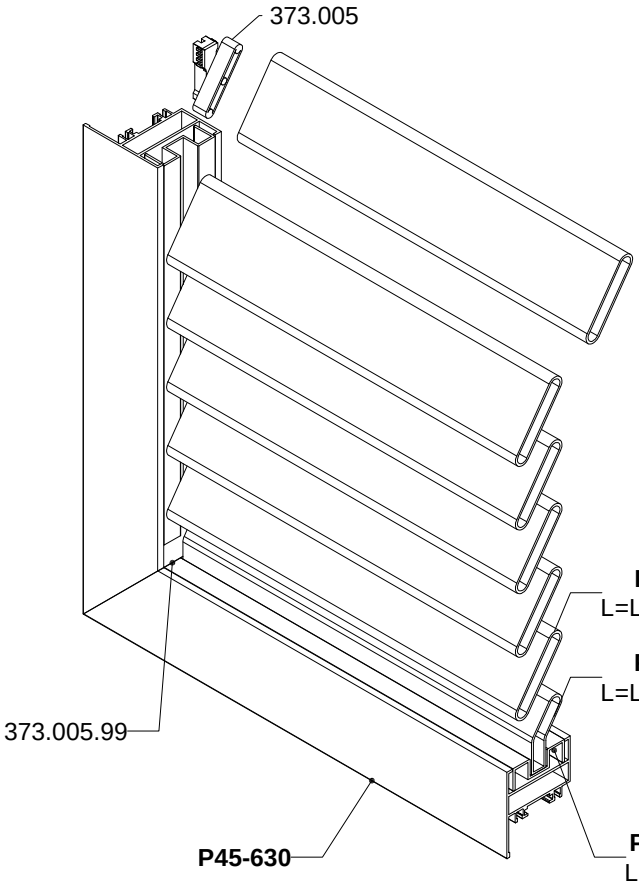
373.005

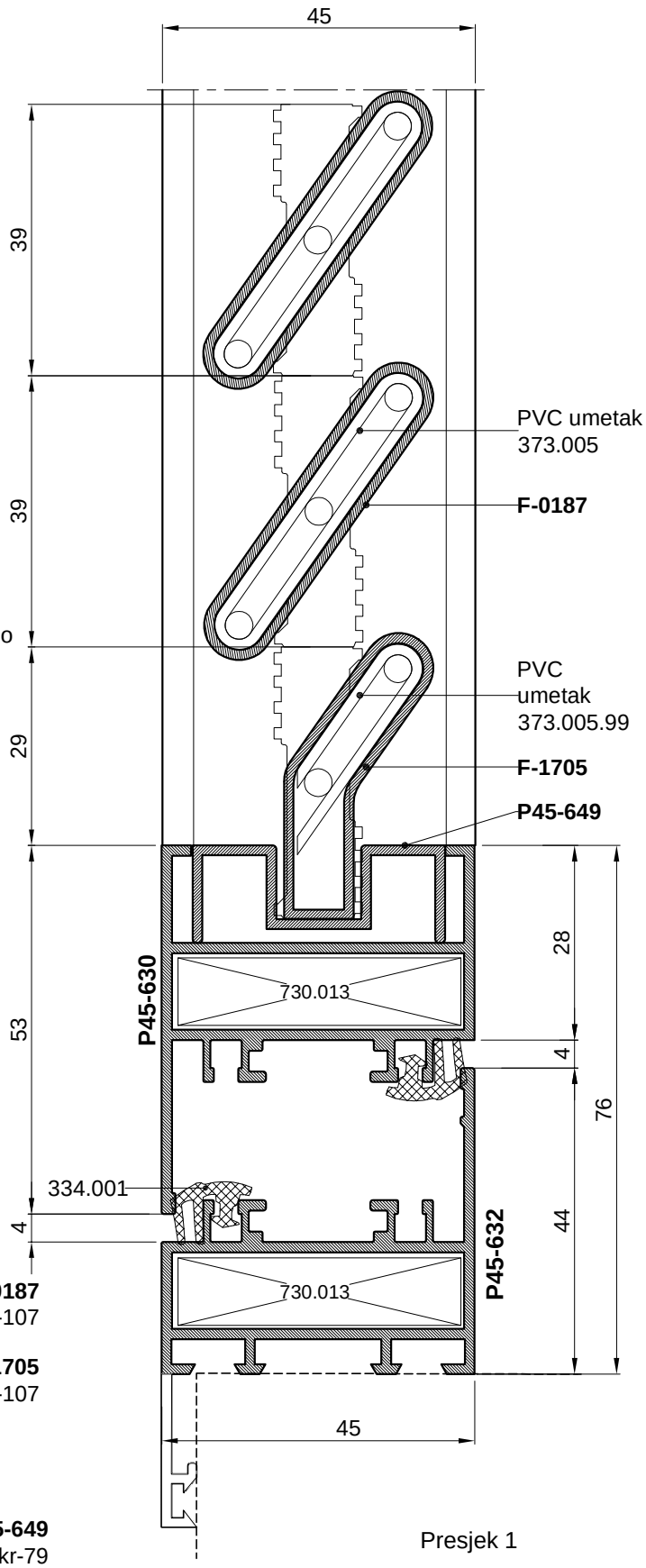


373.005.99



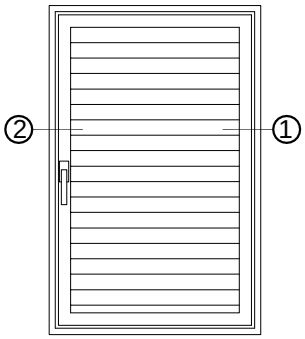
REDOSLIJED MONTAŽE
1 -pvc element 373.005.99 umetnuti u početni profil F-1705 obostrano
2 -pvc element 373.005 umetati u profil F-0187-obostrano
3 -dobiveni sklop umetati-redati po visini profila P45-630
4 -na kraju spojiti kutnicima vertikalni i horizontalni pojas krila (P45-630).



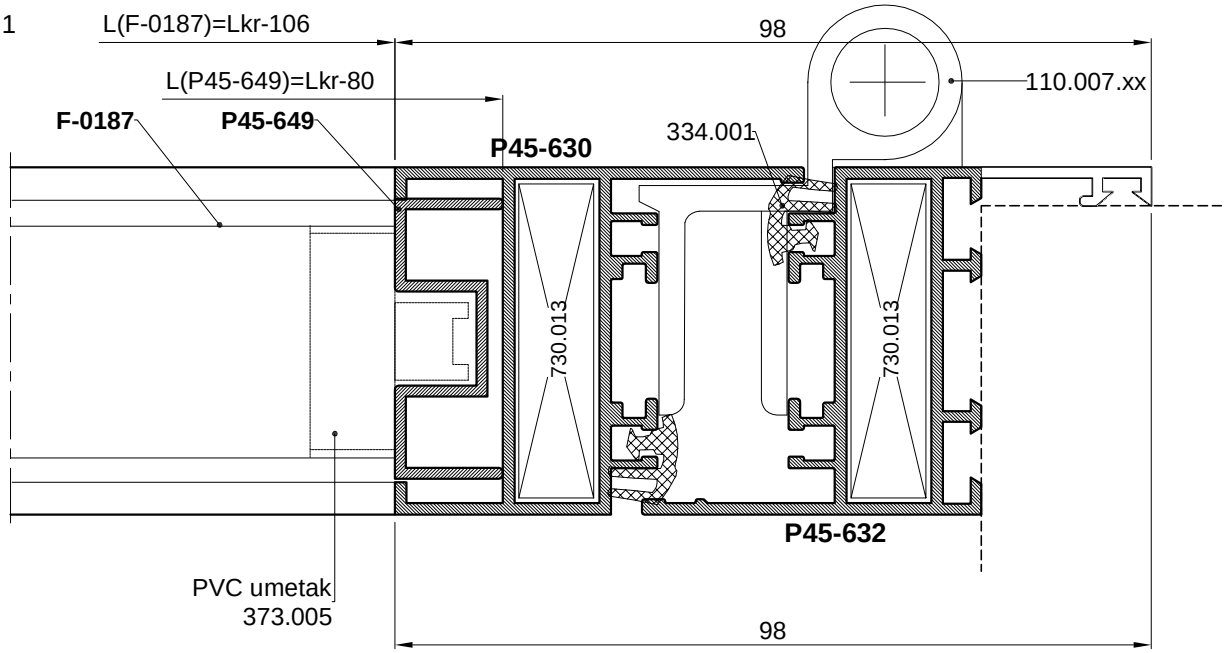


Presjek 1

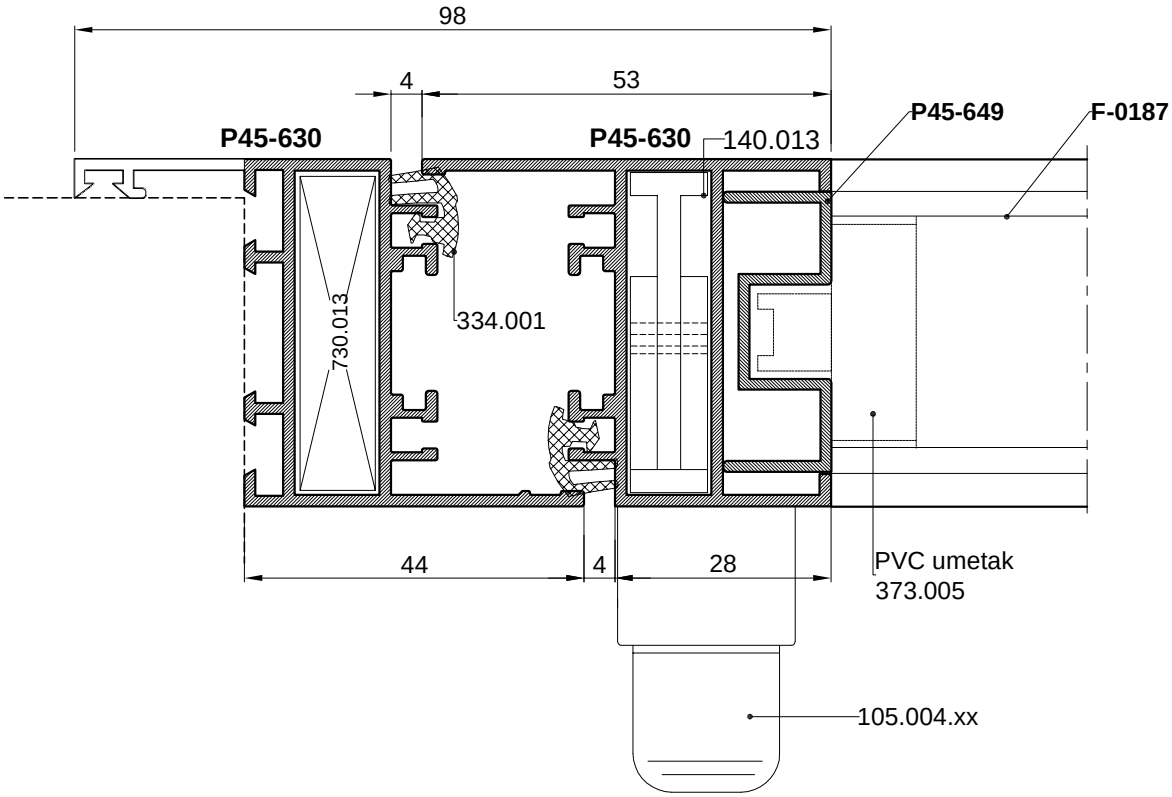
Jednokrilna zaokretna
grilja s fiksnom ispunom F-0187
u krilu

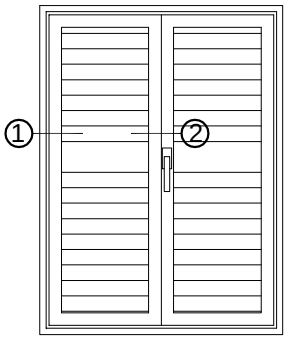


Presjek 1



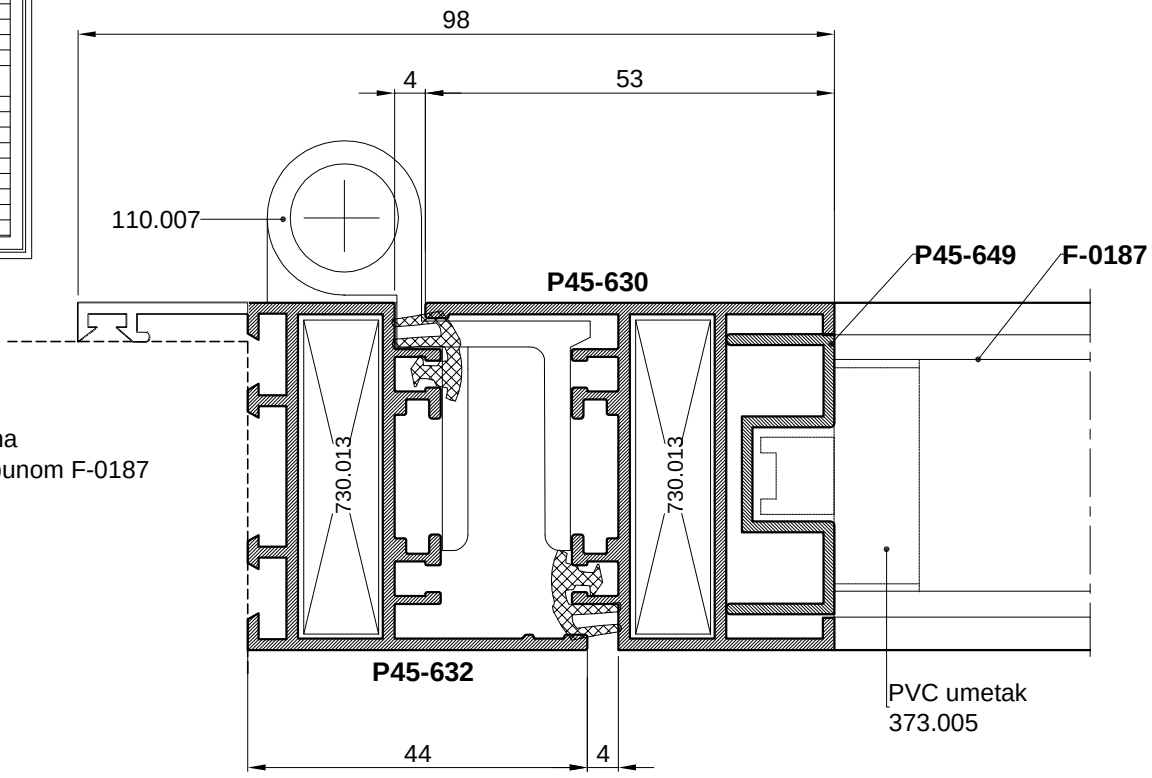
Presjek 2



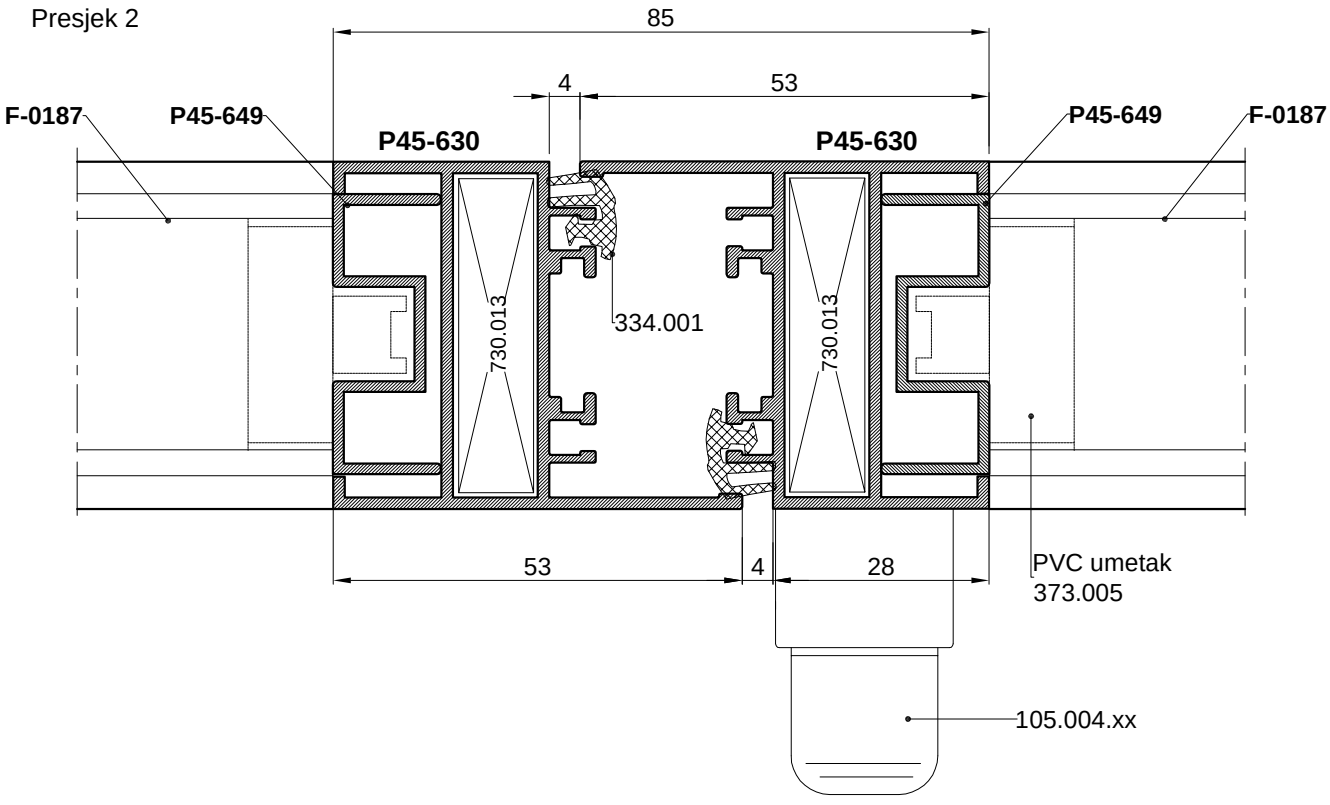


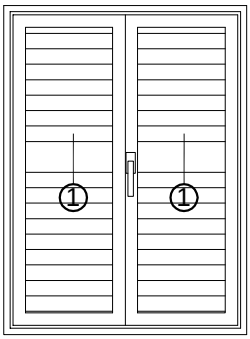
Presjek 1

Dvokrilna zaokretna
grilja s fiksnom ispunom F-0187
u krilu



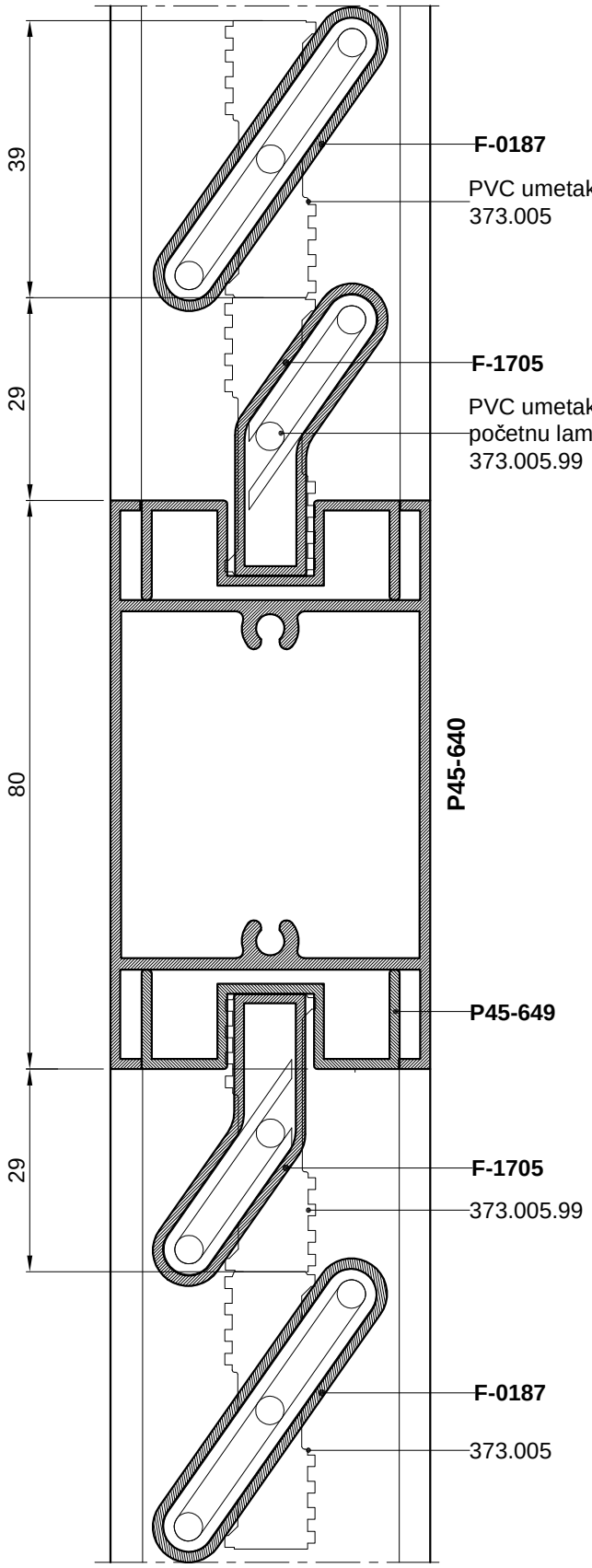
Presjek 2






Dvokrilna zaokretna
grilja s fiksnom ispunom F-0187
u krilu i prečkom P45-640

Presjek 1

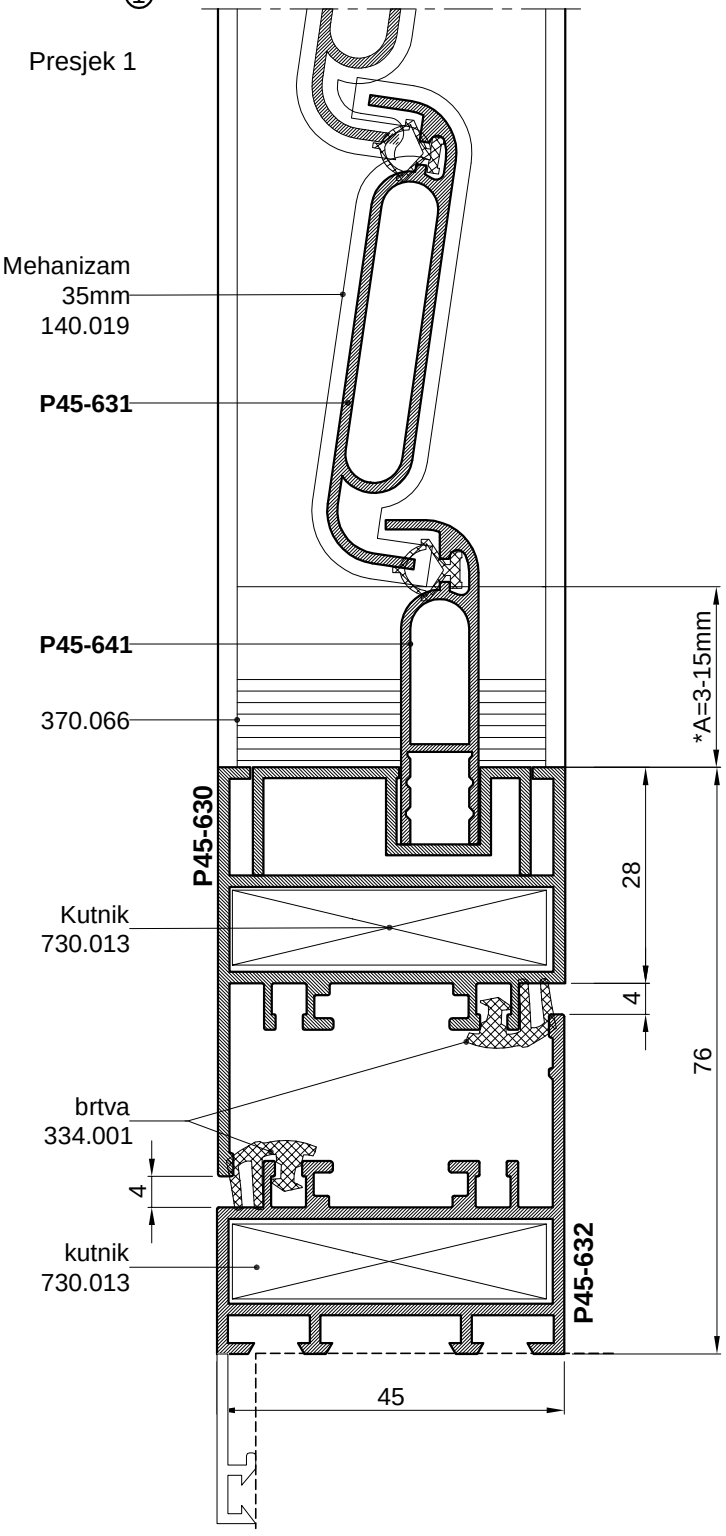




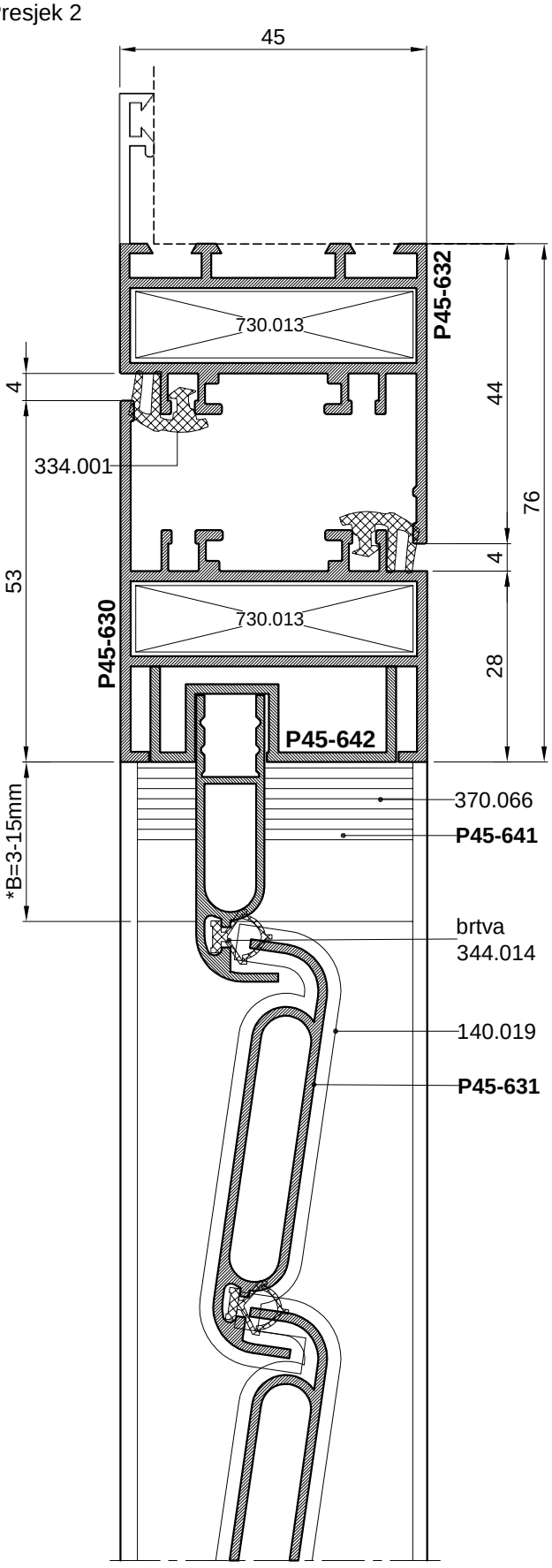
Jednokrilna zaokretna
grilja s pokretnom ispunom
P45-631

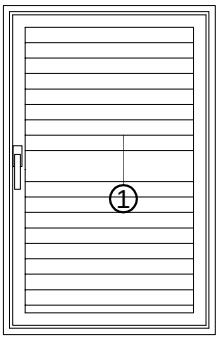
*Mjera pilanja mehanizma za
pokretanje lamela 140.019
L_{meh}=(Hkr*-106)-(A+B)

Presjek 1



Presjek 2

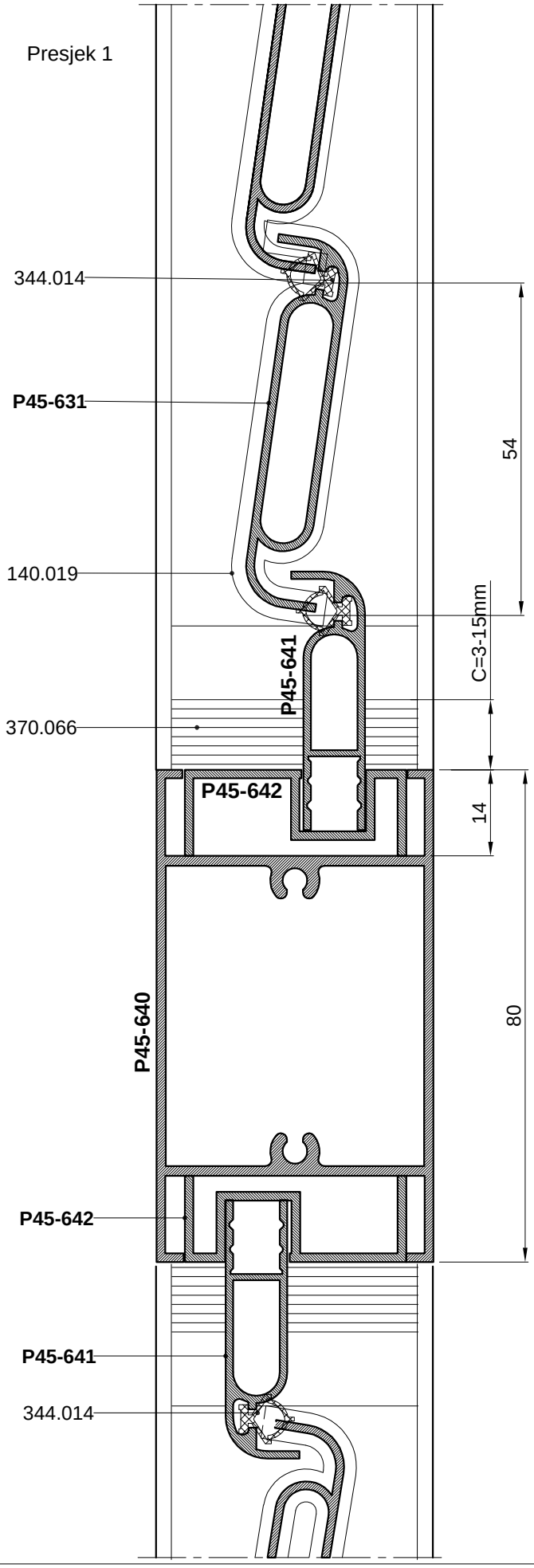


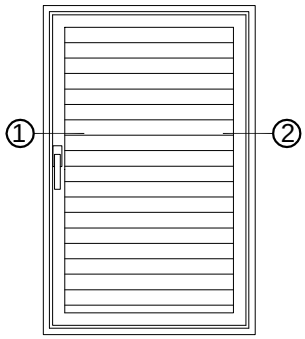


Jednokrilna zaokretna
grilja s pokretnom ispunom
P45-631 i prečkom P45-640

*Mjera pilanja mehanizma za
pokretanje lamela 140.018
$L_{meh}=(\frac{Hkr}{2}-93)-(A+C)$

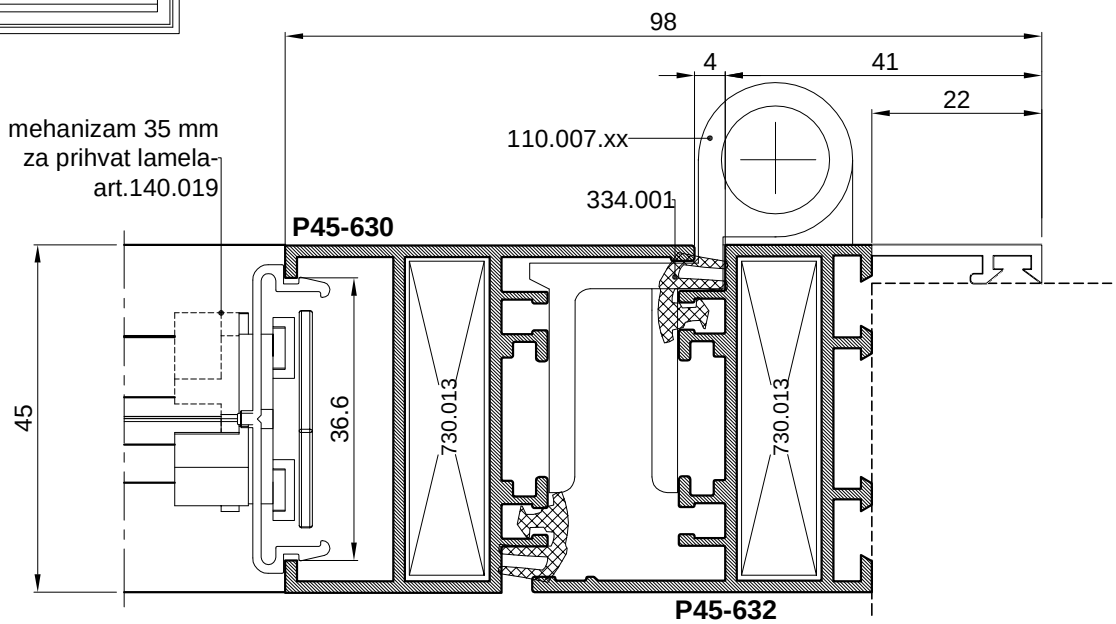
Presjek 1



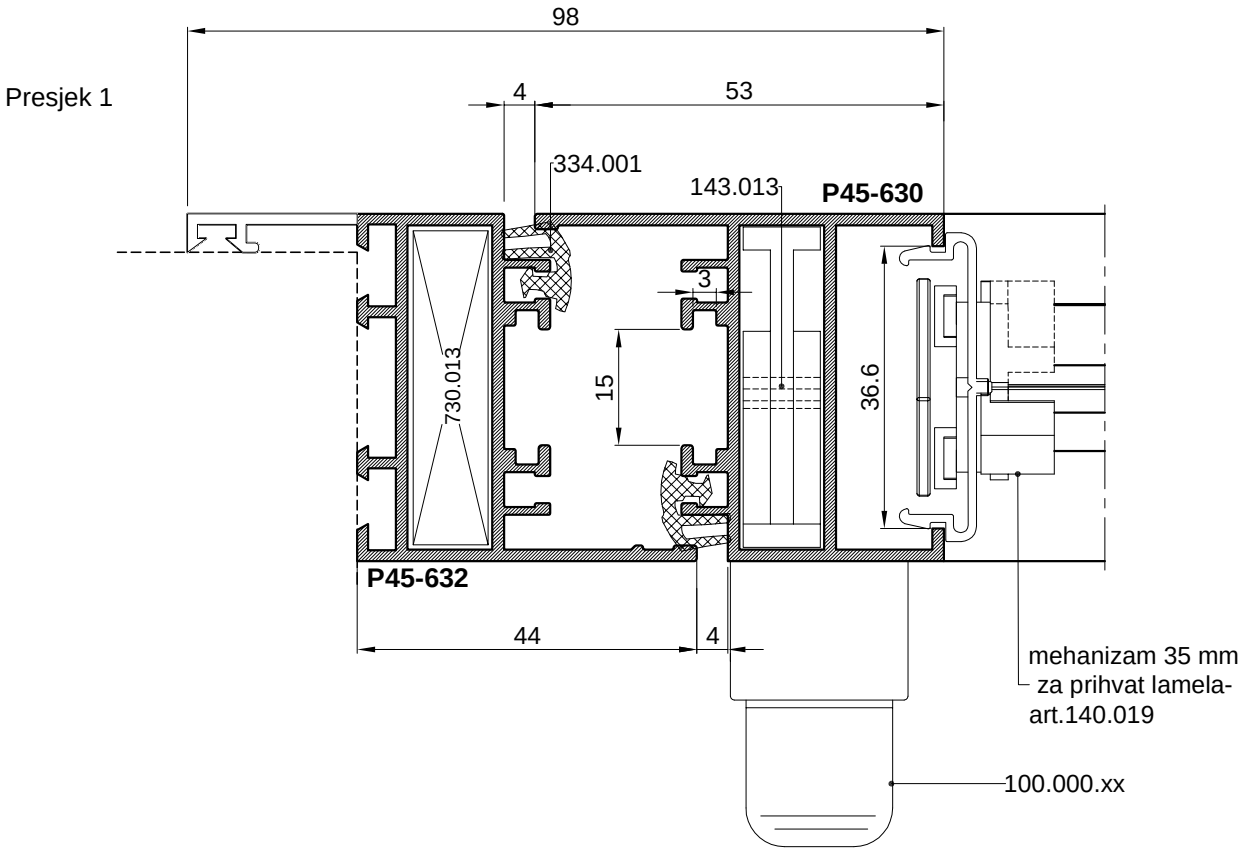


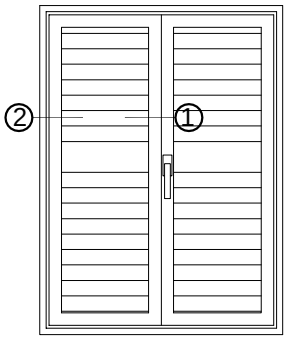
Jednokrilna zaokretna
grilja s pokretnom ispunom
P45-631

Presjek 2

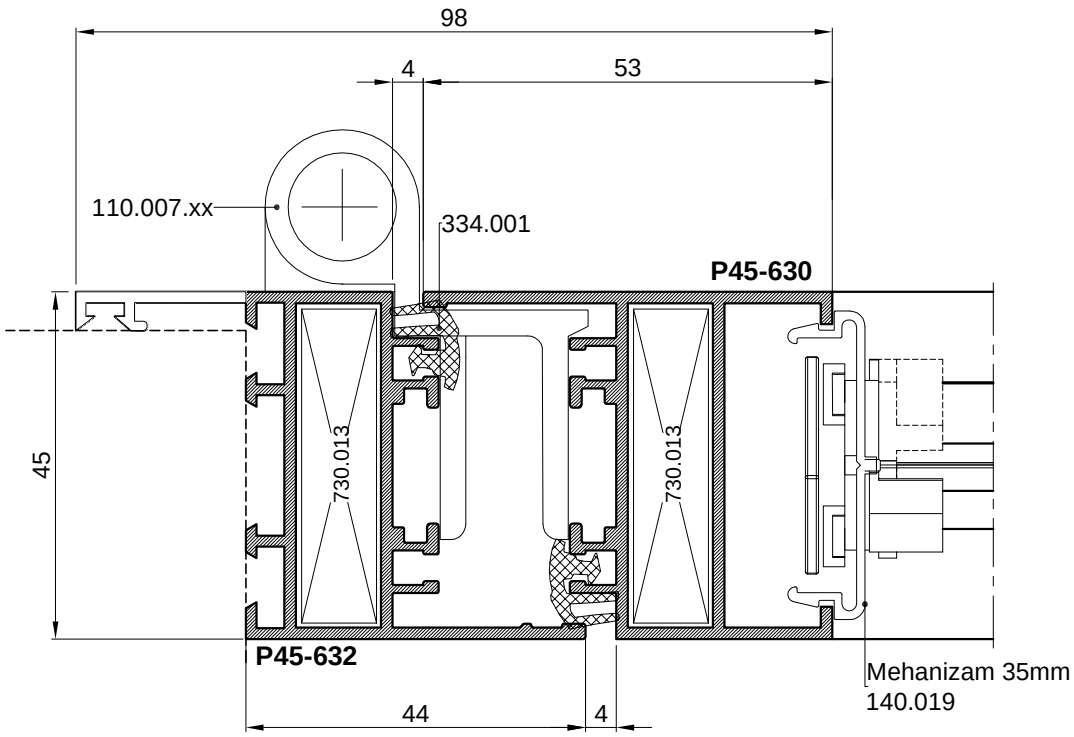


Presjek 1



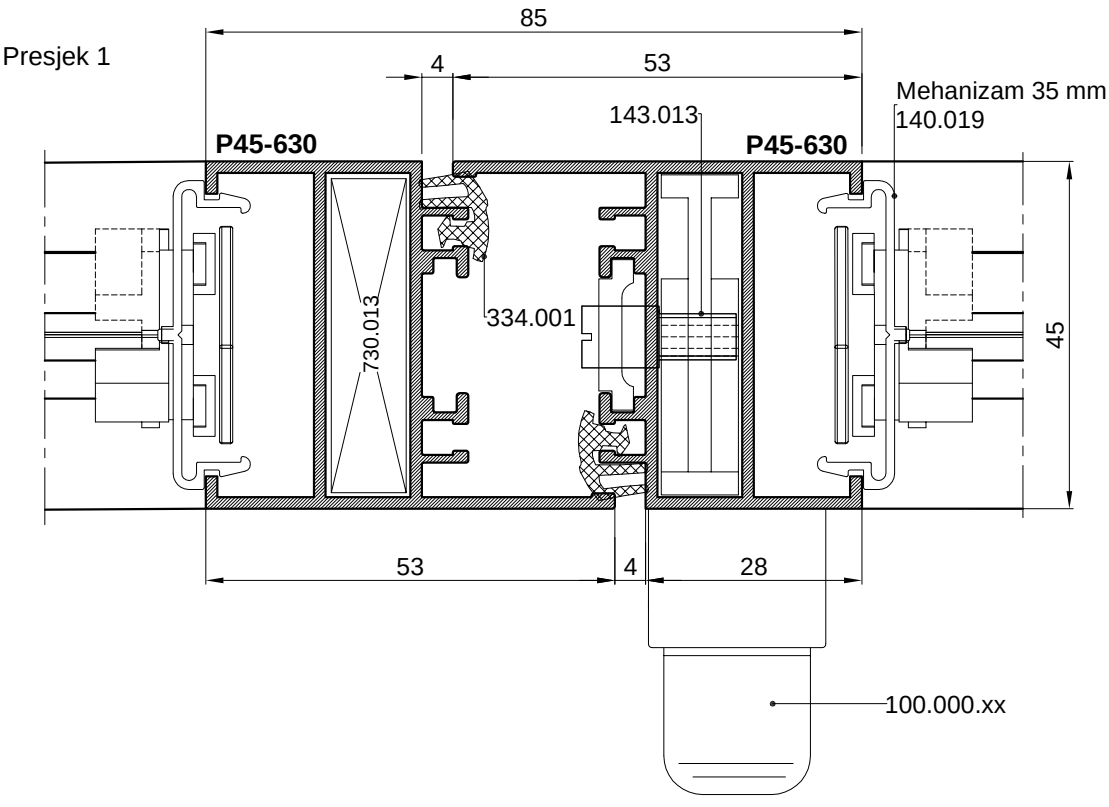


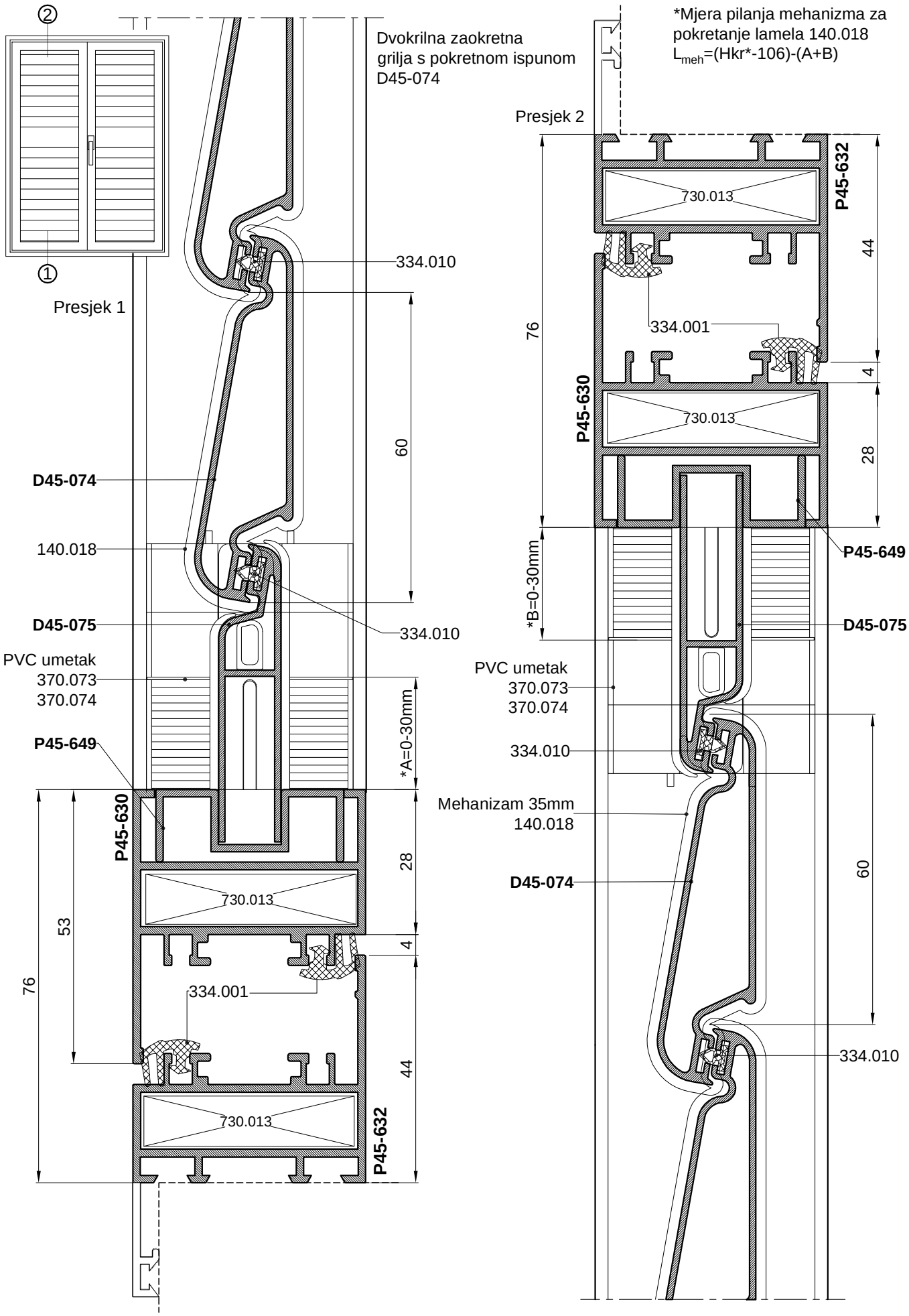
Presjek 2



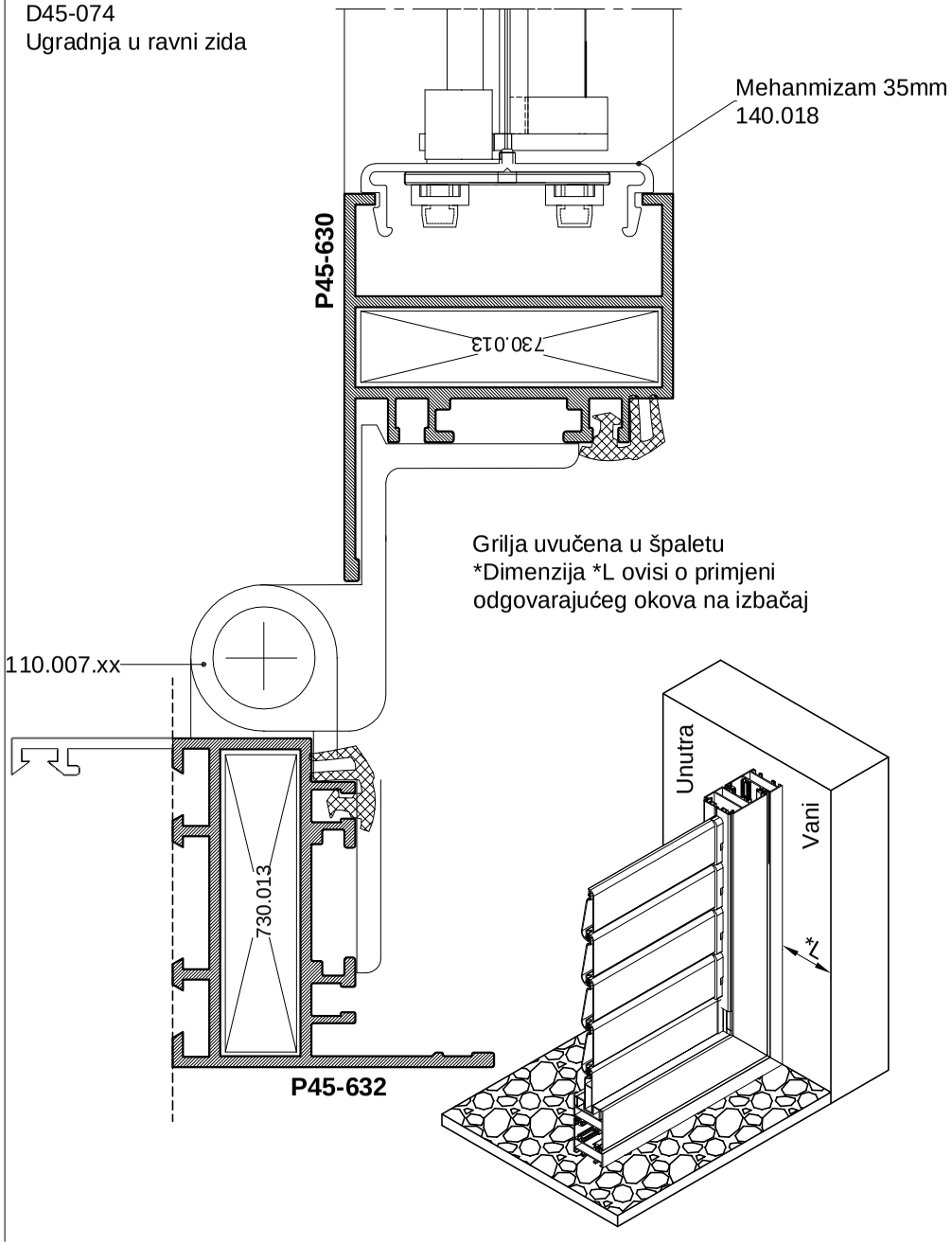
Dvokrilna zaokretna
grilja s pokretnom ispunom
P45-631 i prečkom P45-640

Presjek 1

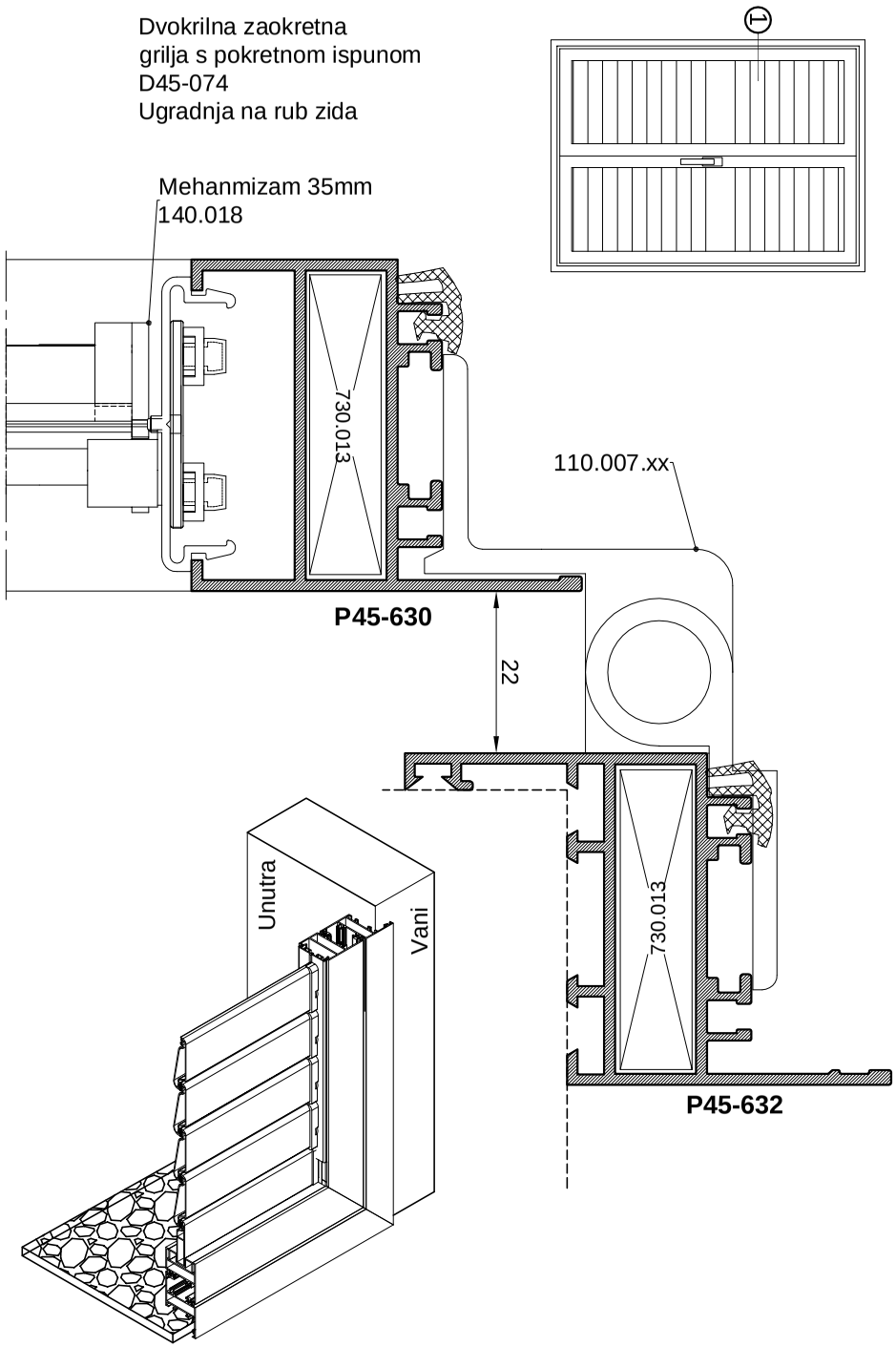


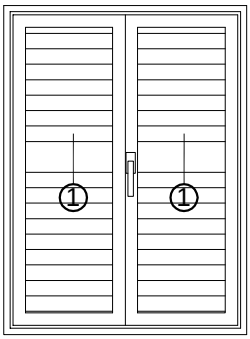

Dvokrilna zaokretna
grilja s pokretnom ispunom
D45-074
Presjek 1
334.010
60
D45-074
140.018
D45-075
334.010
PVC umetak
370.073
370.074
P45-649
*A=0-30mm
P45-630
28
730.013
53
4
76
334.001
44
730.013
P45-632
*Mjera pilanja mehanizma za
pokretanje lamela 140.018
L_{meh}=(Hkr*-106)-(A+B)
Presjek 2
730.013
P45-632
44
334.001
76
4
P45-630
730.013
28
*B=0-30mm
P45-649
D45-075
PVC umetak
370.073
370.074
334.010
Mehanizam 35mm
140.018
D45-074
60
334.010

Dvokrilna zaokretna
grilja s pokretnom ispunom
D45-074
Ugradnja u ravni zida



Dvokrilna zaokretna
grilja s pokretnom ispunom
D45-074
Ugradnja na rub zida

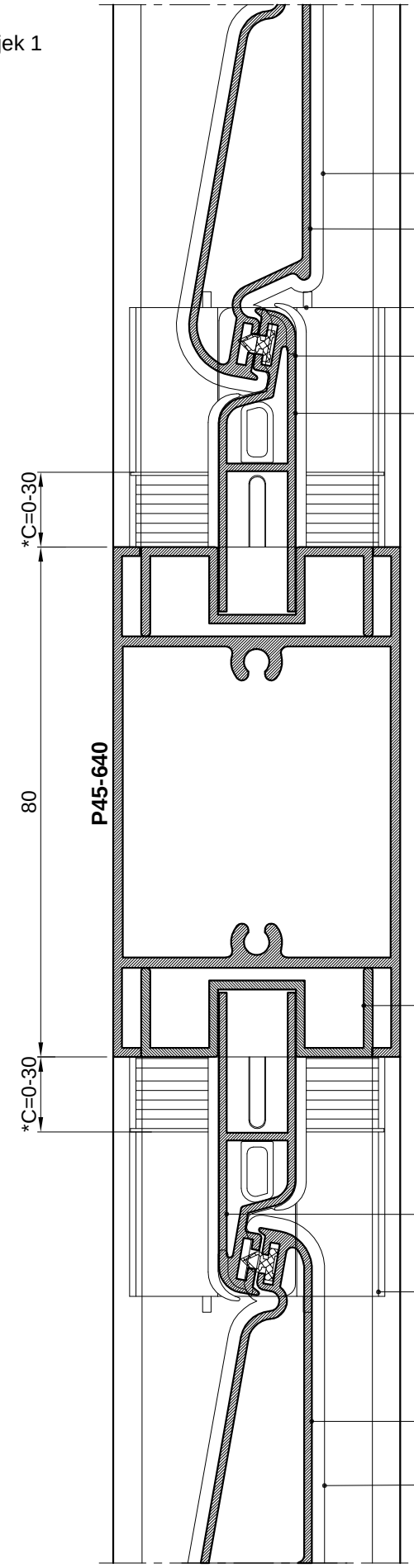


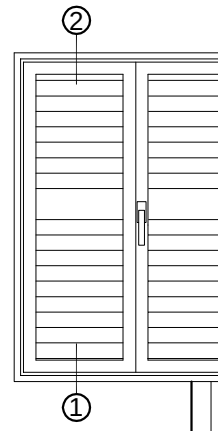


Dvokrilna zaokretna
grilja s fiksnom ispunom F-0187
u krilu i prečkom P45-640

*Mjera pilanja mehanizma za
pokretanje lamela 140.018
$L_{meh}=(\frac{Hkr}{2}-93)-(A+C)$

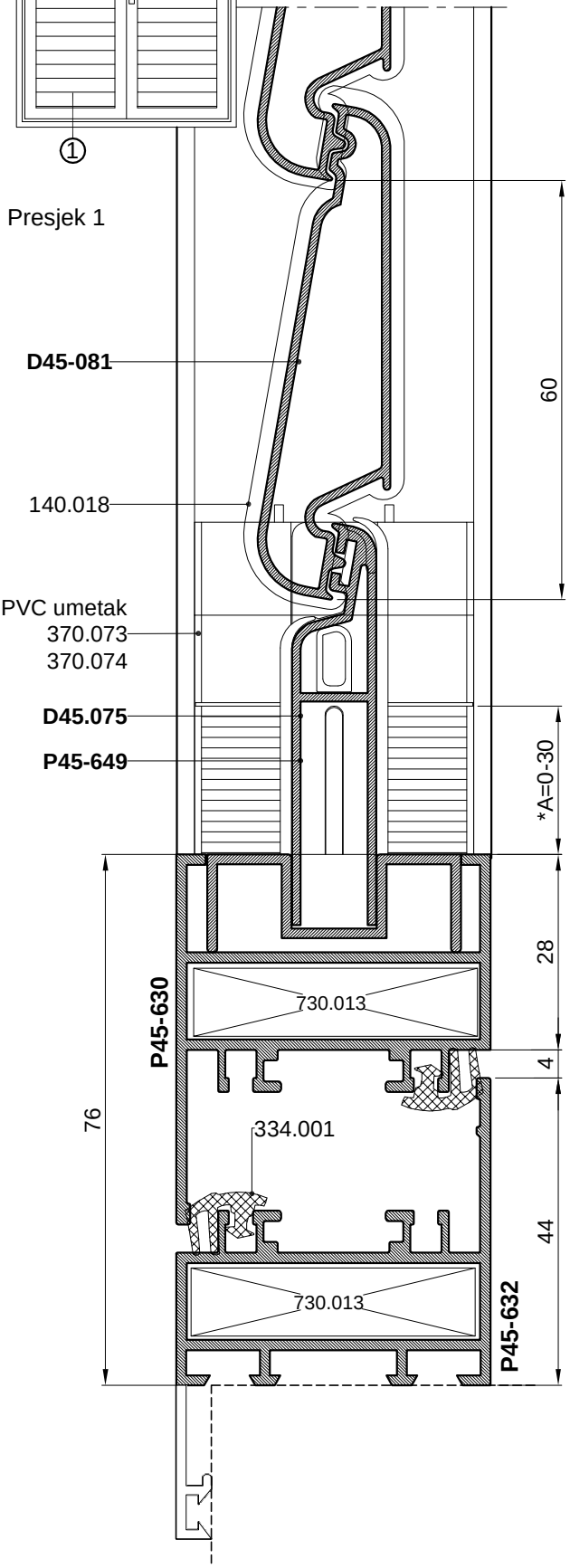
Presjek 1



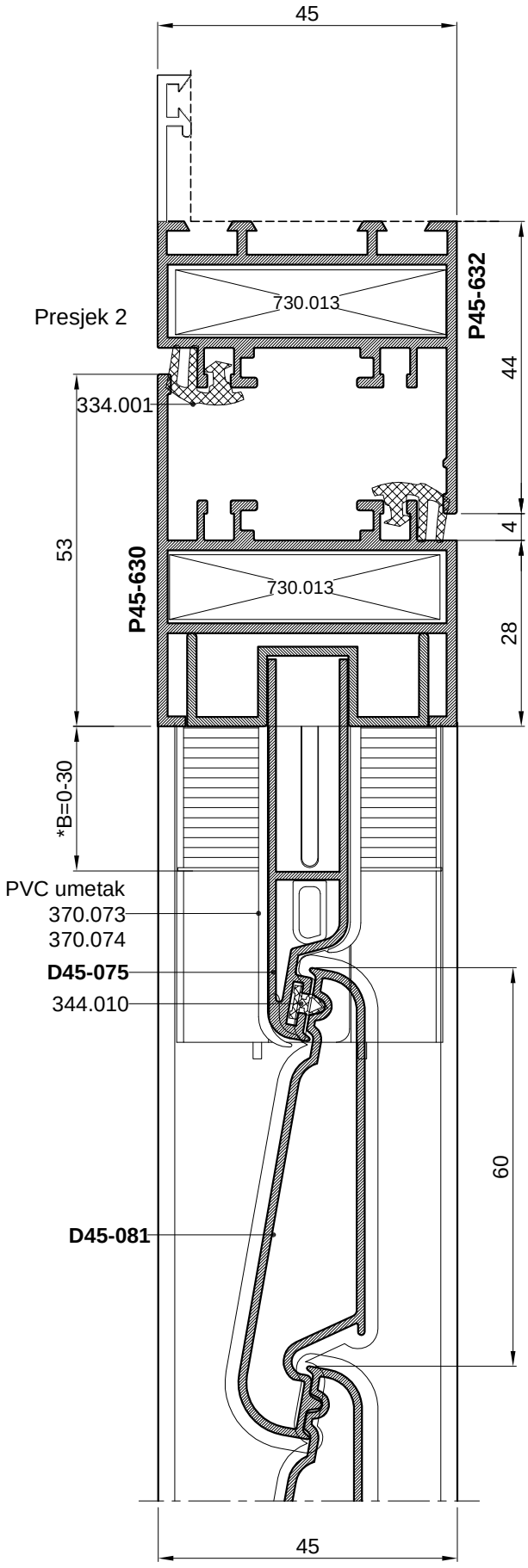


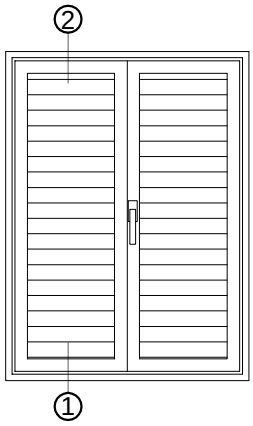
Lamela bez brtve
-Profil D45-081
-Brtva se umeće samo u početnu gornju lamelu

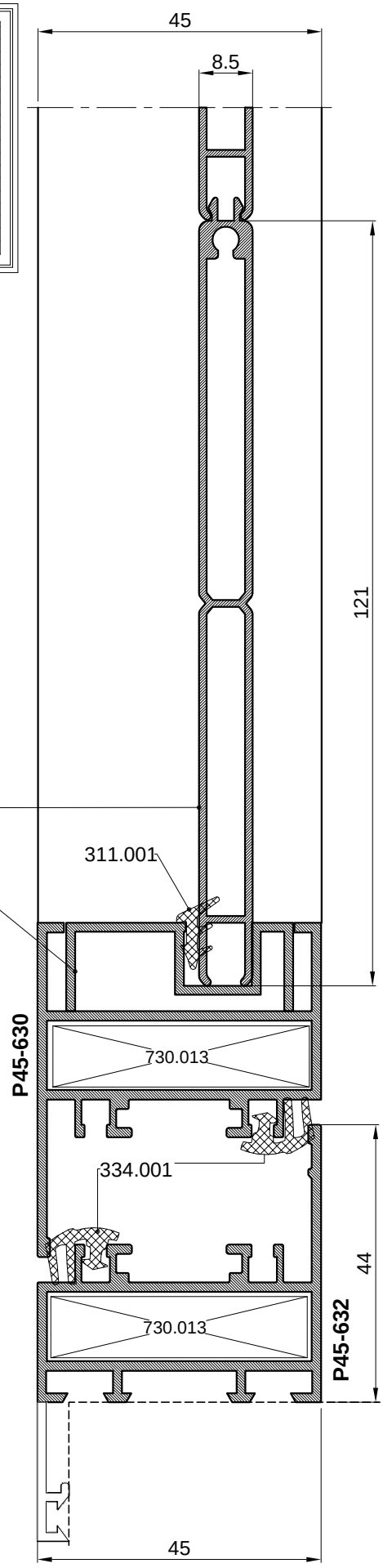
Presjek 1

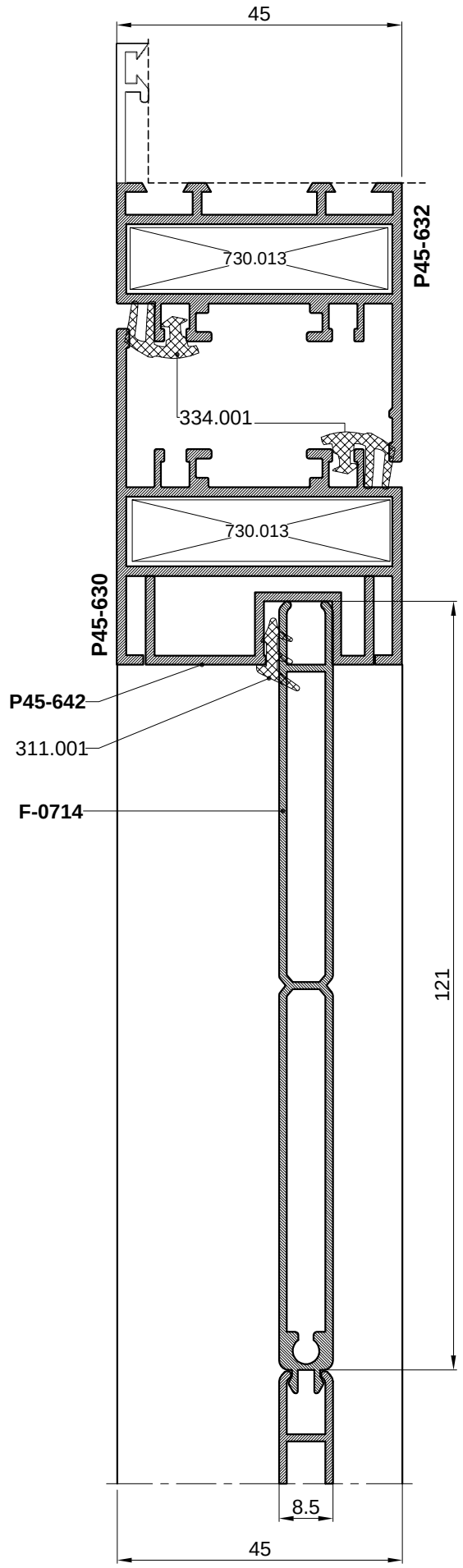


Presjek 2

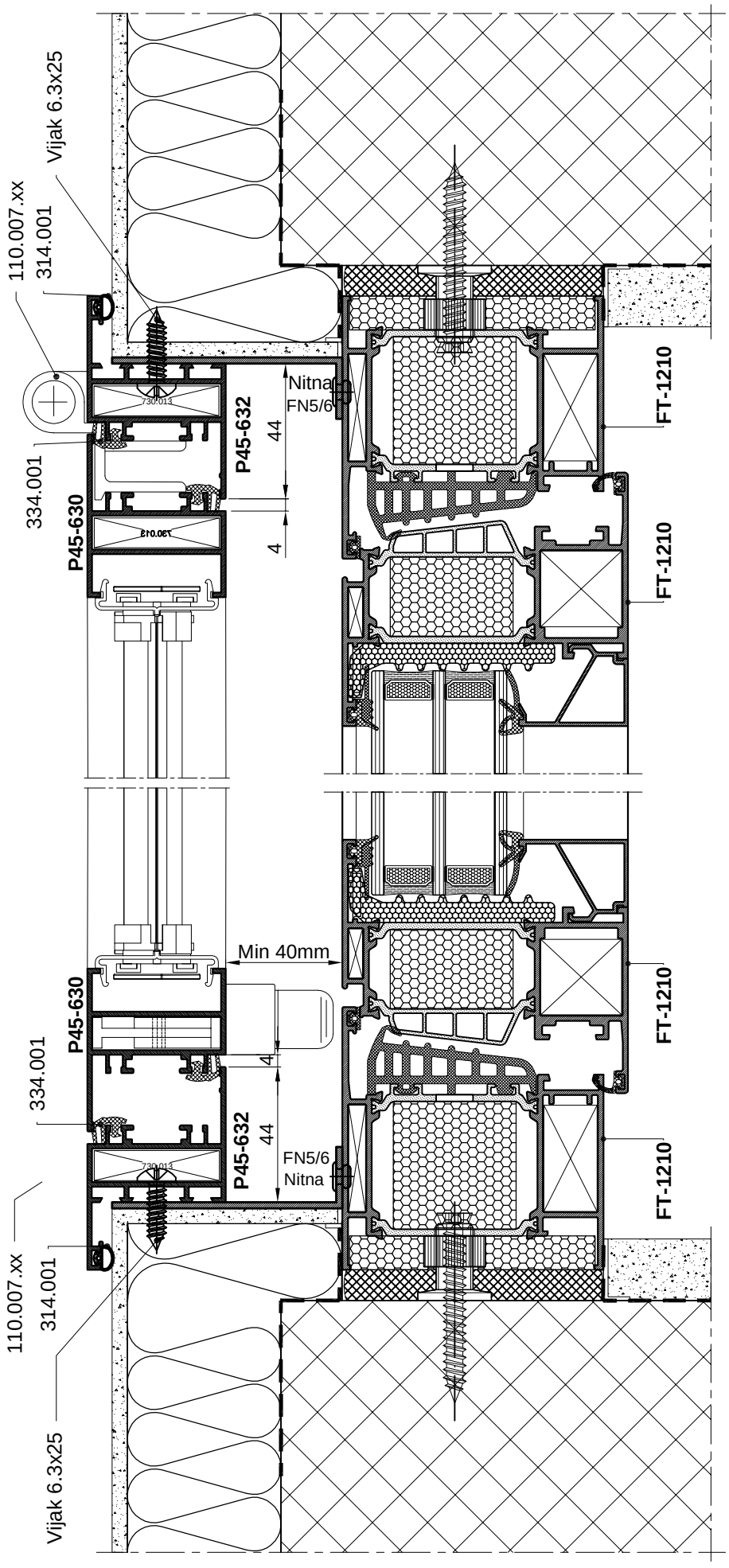


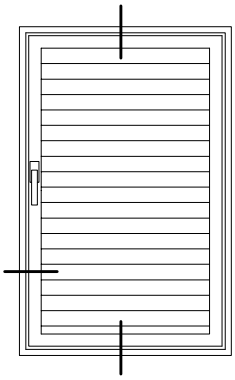

②
①


45
8.5
121
F-0714
311.001
P45-642
P45-630
730.013
334.001
44
730.013
P45-632
45


45
P45-632
730.013
334.001
730.013
P45-630
P45-642
311.001
F-0714
121
8.5
45

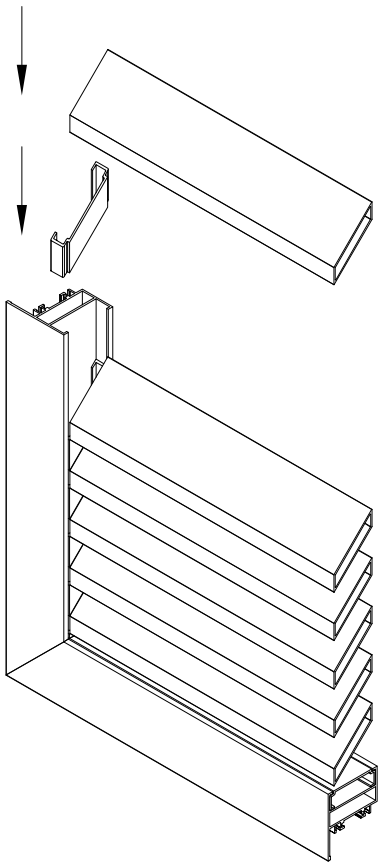
UGRADNJA GRILJE
-Ugradnja grilje na rub,na gotovu žbuku
Koristiti L-nosač ovisno o debljini termoizolacijskog sloja

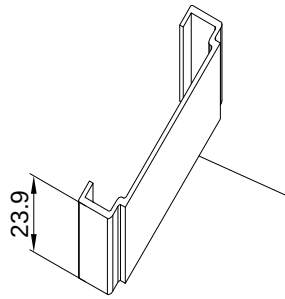


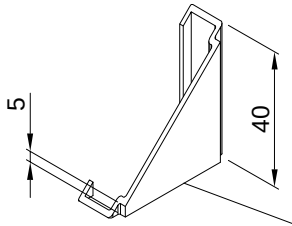


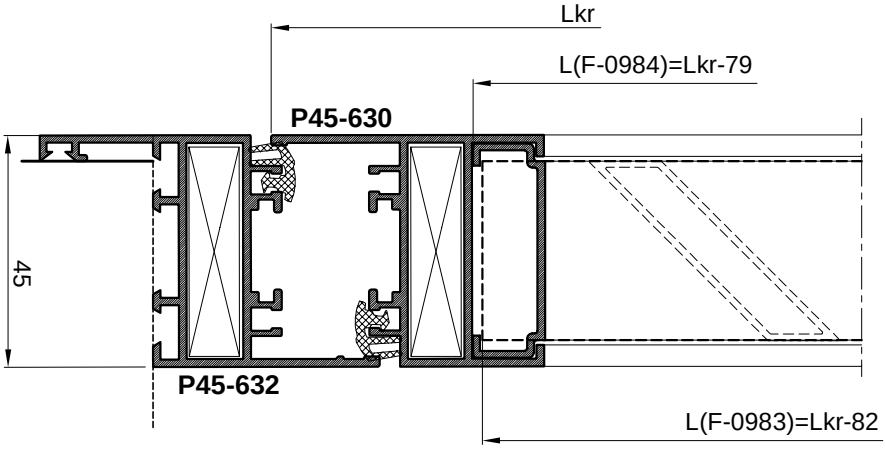
GRILJA S FIKSNIM LAMELAMA F-0983

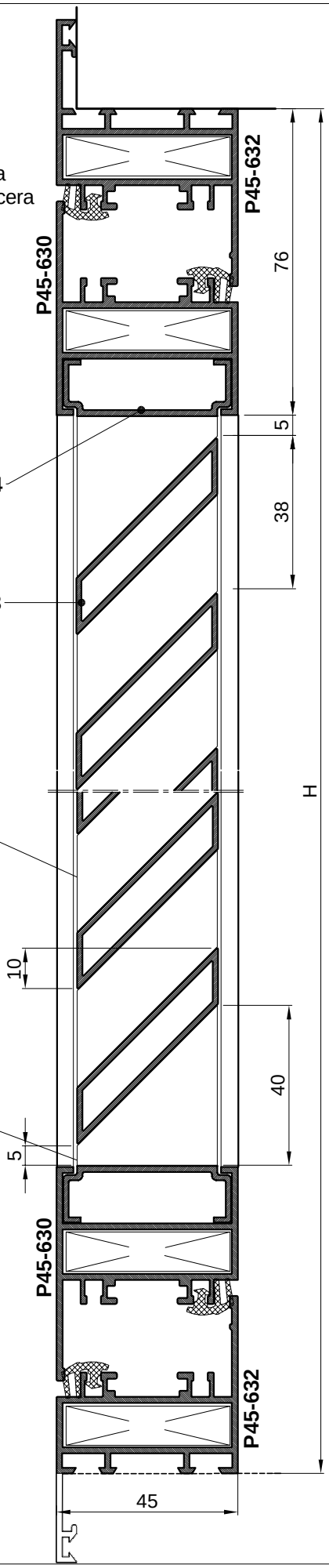
Redoslijed ugradnje:
-Profiili ispune F-0983 se redaju u vodilicu profila krila P45-630 uz umetanje odgovarajućih distancera
-Ugradi se završni profil okvira krila
-Broj lamela F-0983:
N= (H-194) / 38

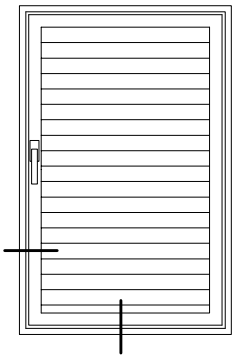






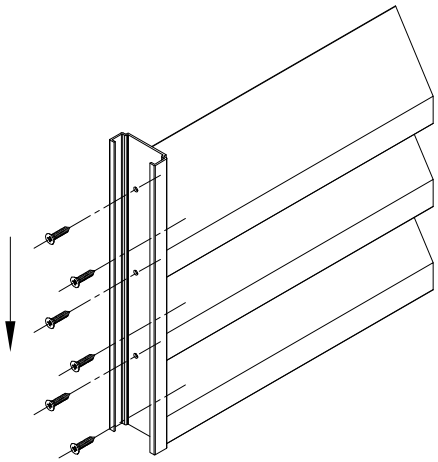


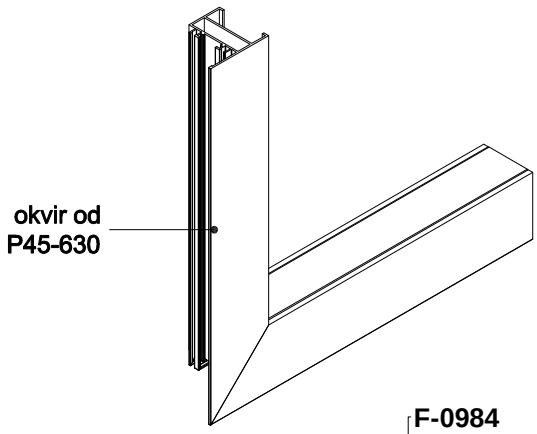


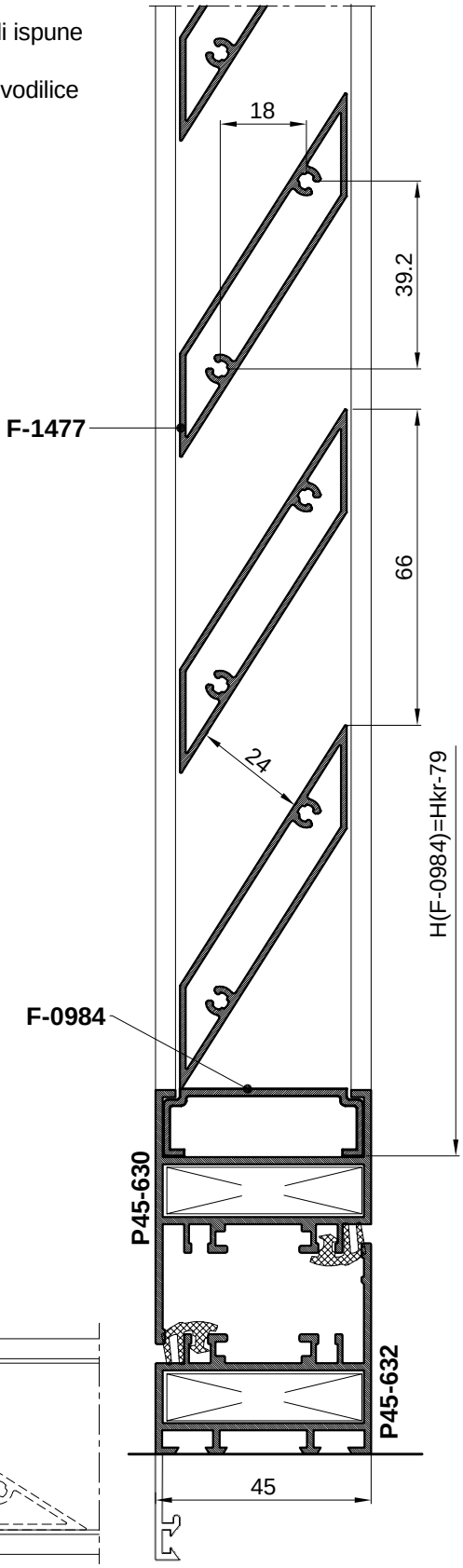


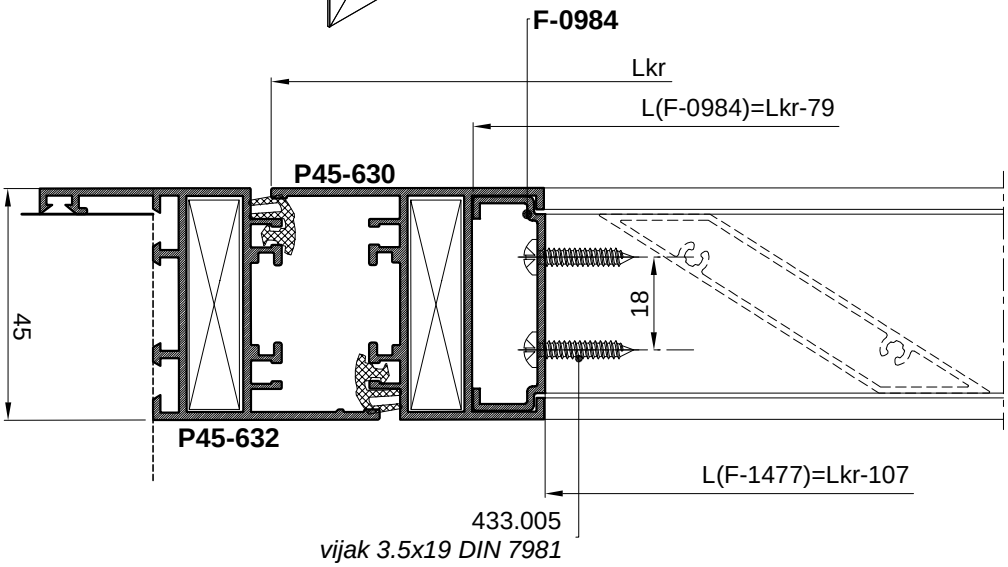
GRILJA S FIKSNIM LAMELAMA F-1477

Redoslijed ugradnje:
-Vijcima 3.5x19 (DIN 7981) spoje se profiili ispune F-1477 za profil F-0984.
-Spojeni sklop se umetne u odgovarajuće vodilice a zatim se spoji završni profil okvira krila.
-Broj lamela F-1477:
N= (H-184) / 66



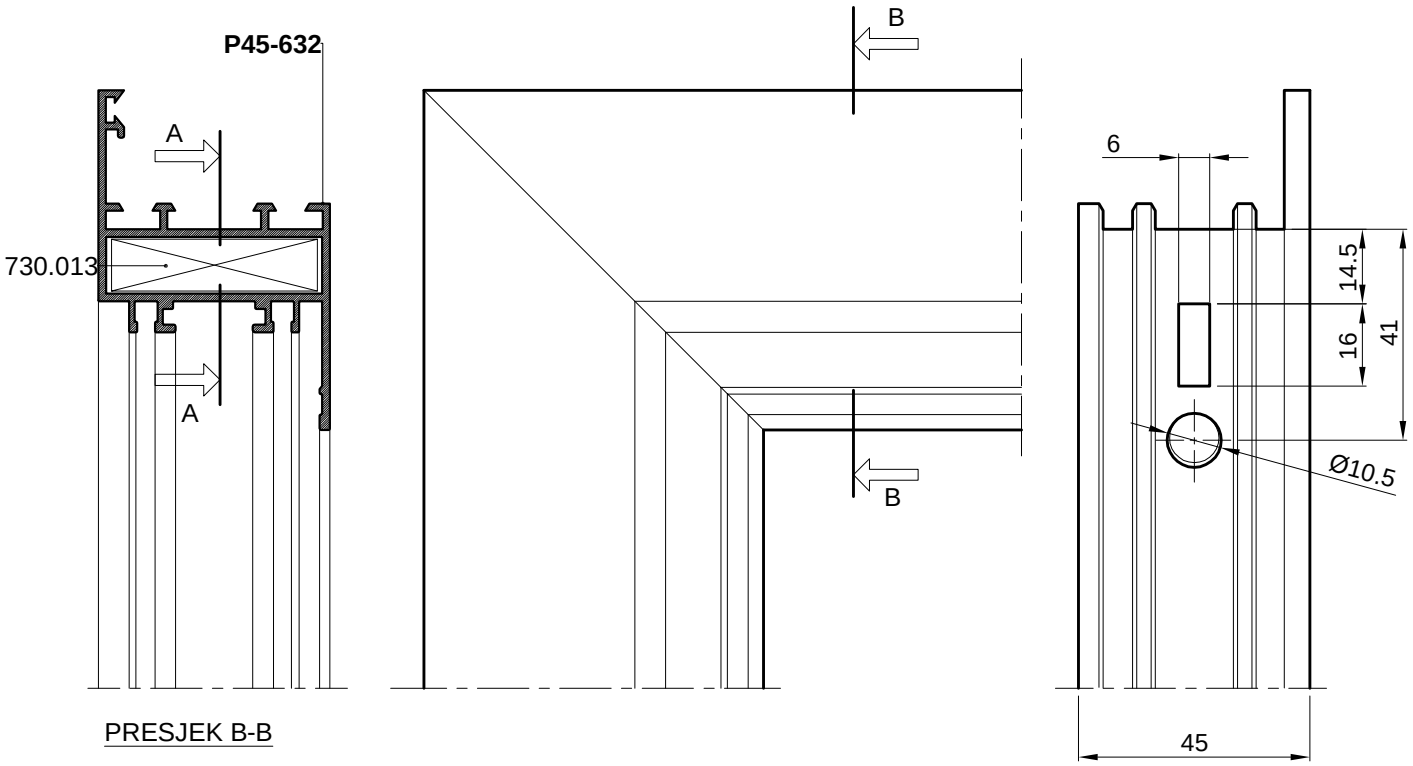






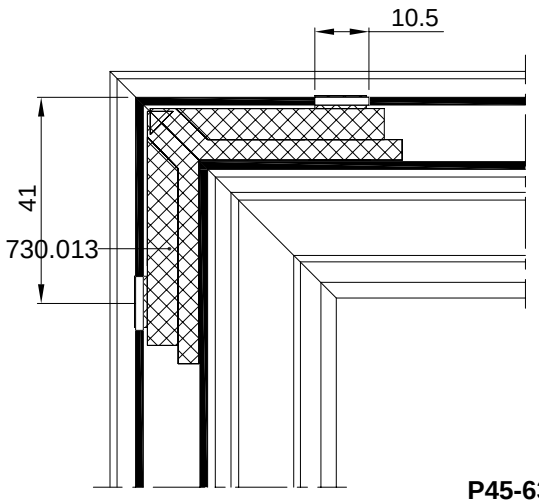
Obrada i montaža
/Grilja G45/

SPAJANJE PROFILA P45-632 KUTNIKOM 730.013

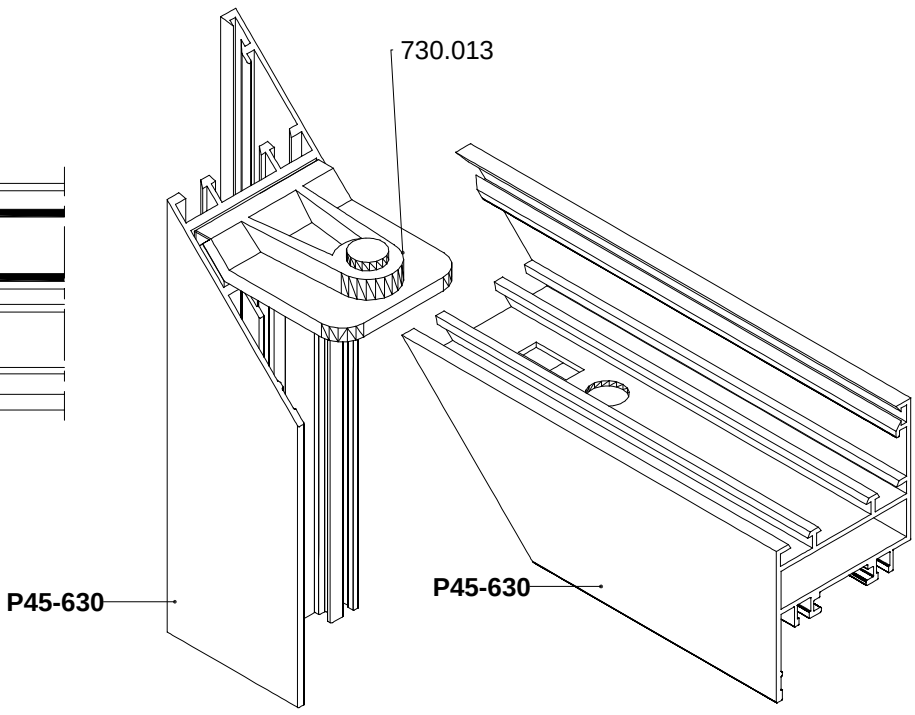


PRESJEK B-B

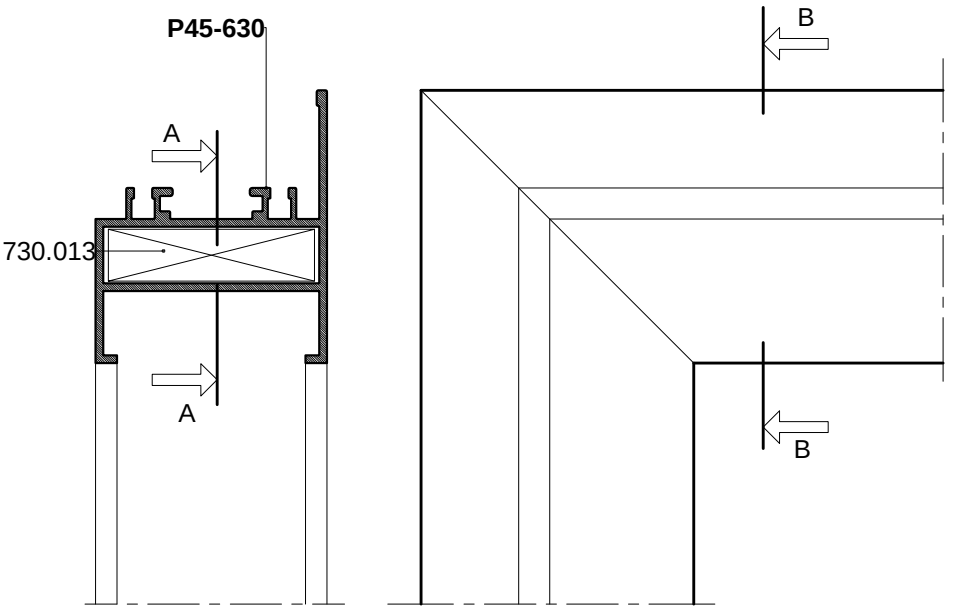
Spajanje kutnikom 730.013
s
predobradom štancanja



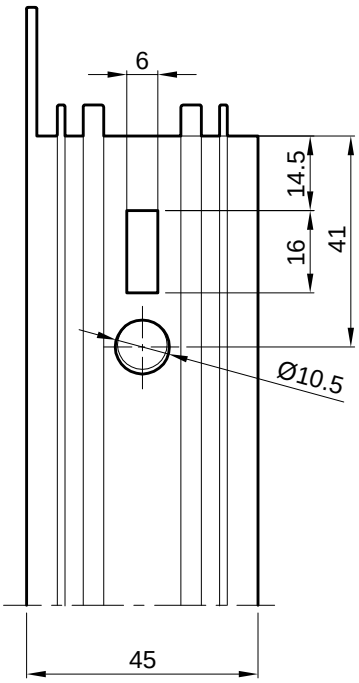
PRESJEK A-A



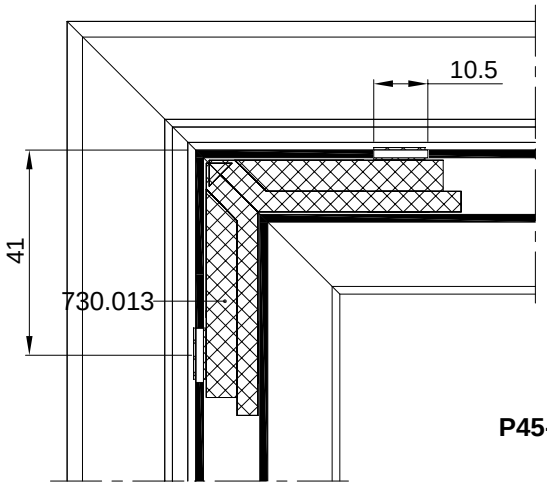
SPAJANJE PROFILA P45-630 KUTNIKOM 730.013



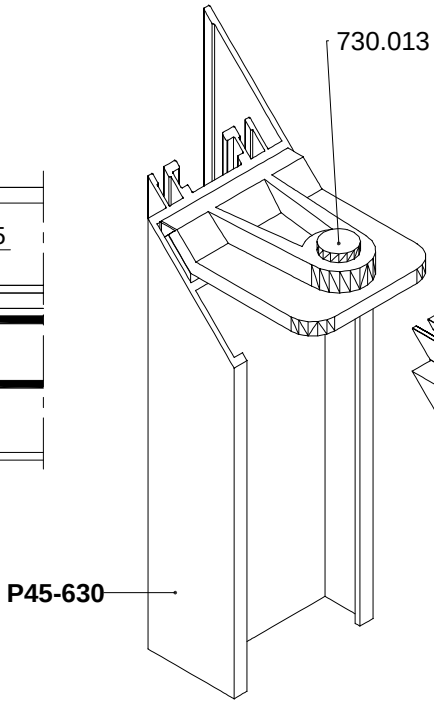
PRESJEK B-B

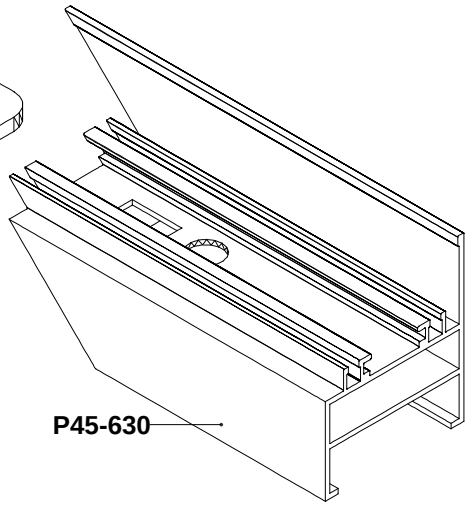


Spajanje kutnikom 730.013
s
predobradom štancanja

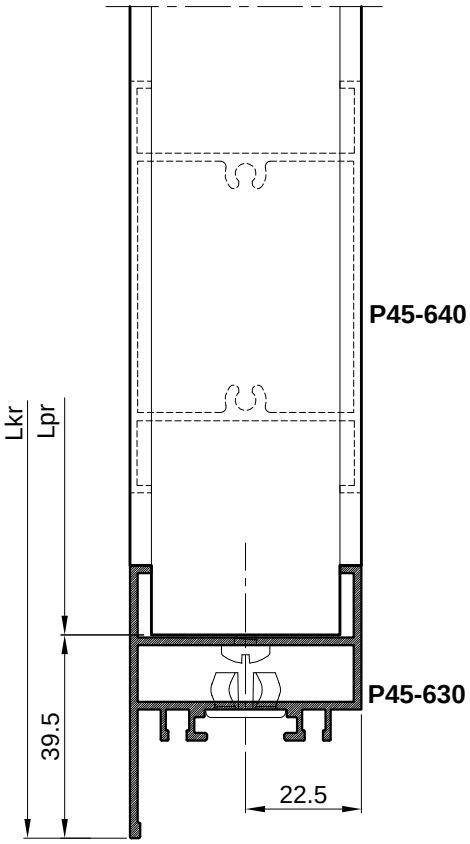


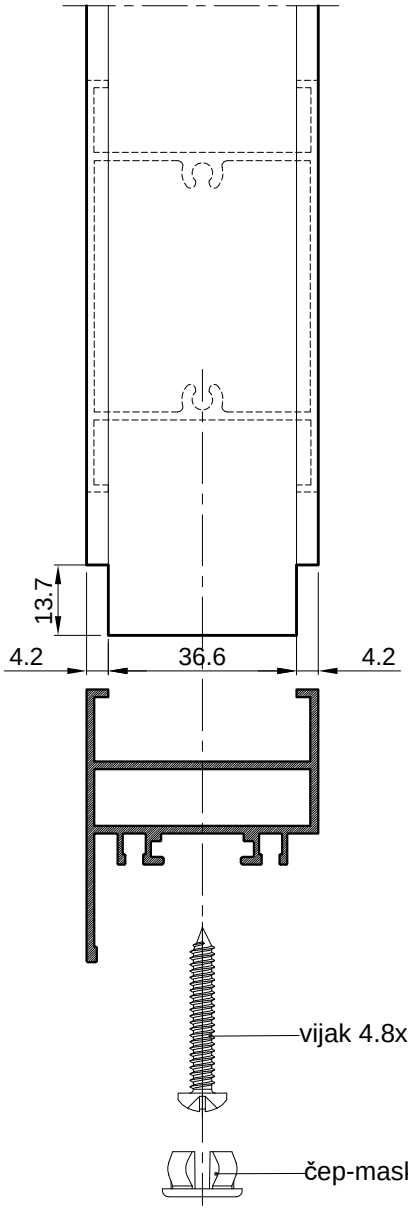
PRESJEK A-A





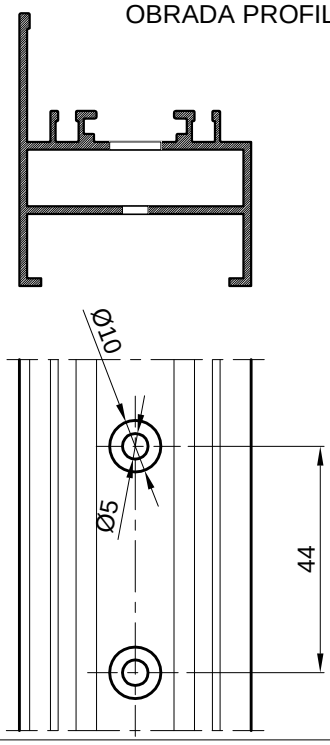
SPAJANJE PROFILA PREČKE VIJCIMA

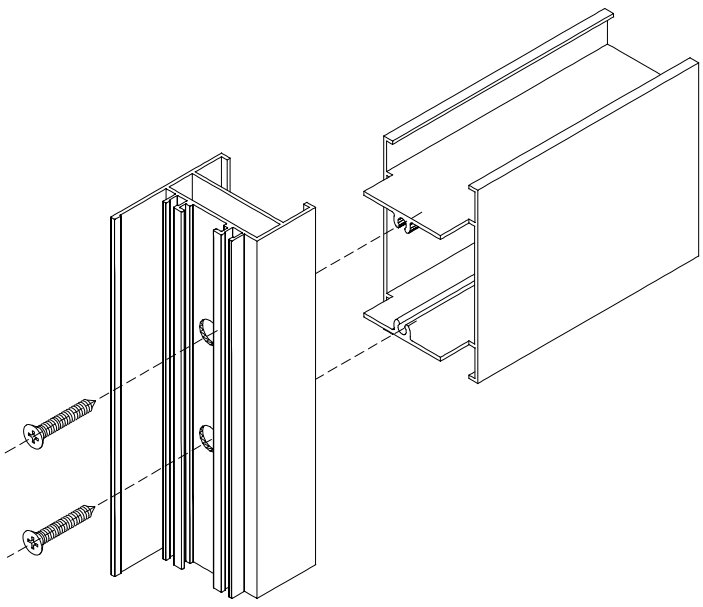




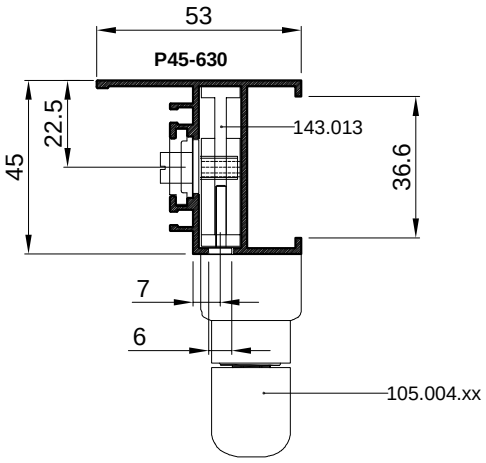
Mjera pilanja prečke:
Lpr=Lkr - 79

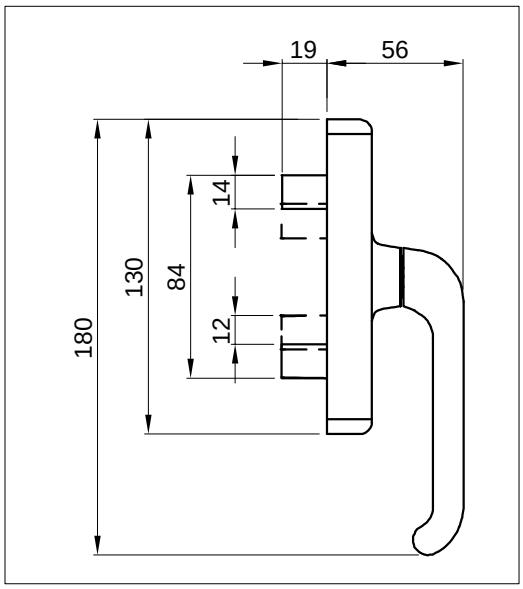
OBRADA PROFILA

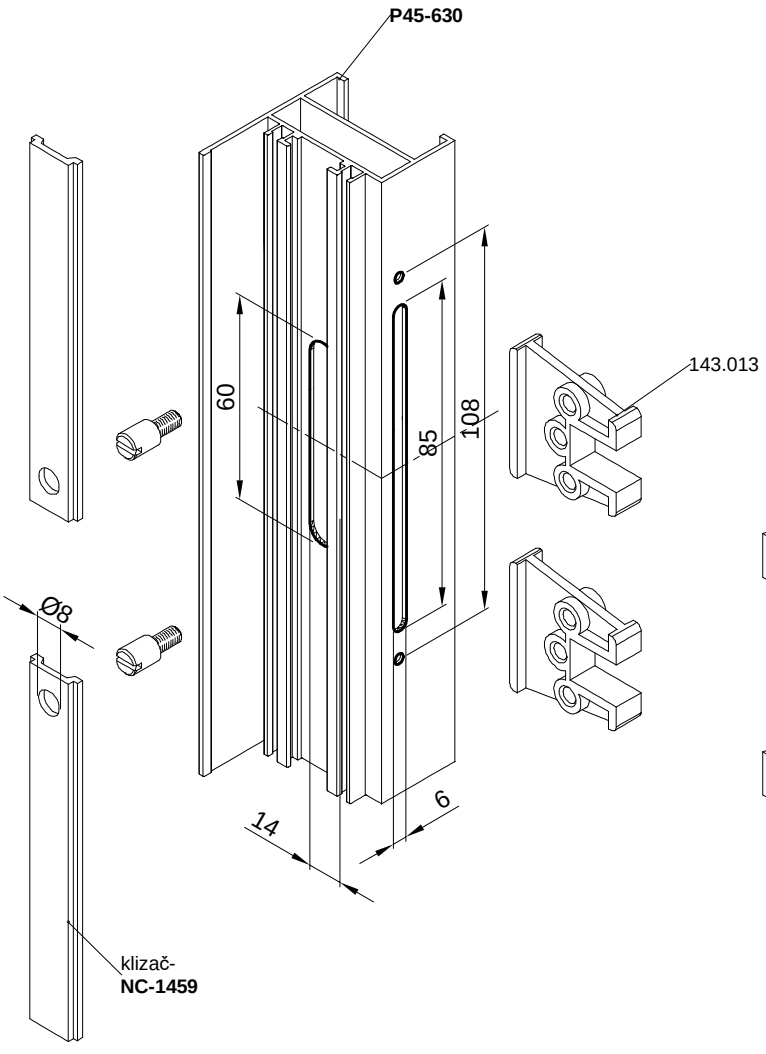


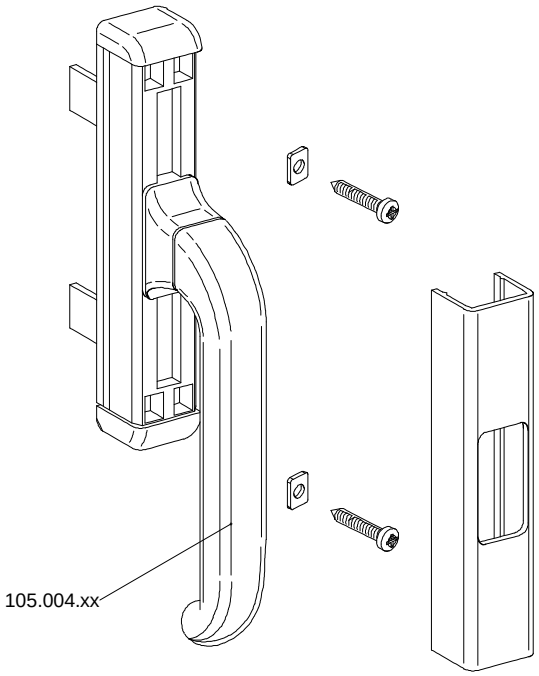


UGRADNJA I OBRADA PROFILA ZA PROZORSKU RUČKU 105.004.xx S ELEMENTIMA POGONA KLIZAČA 143.013

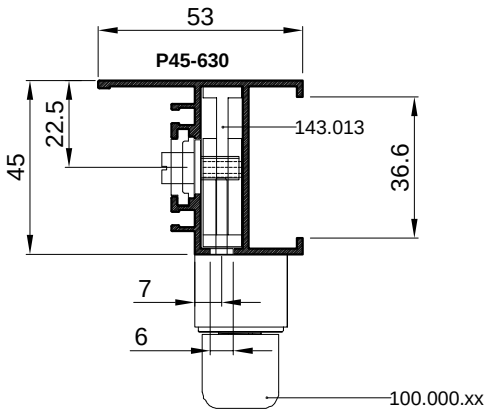


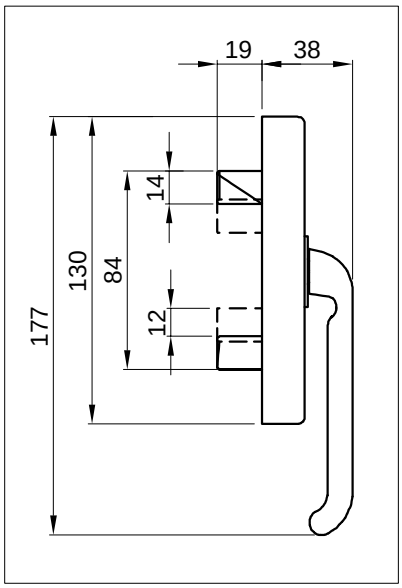


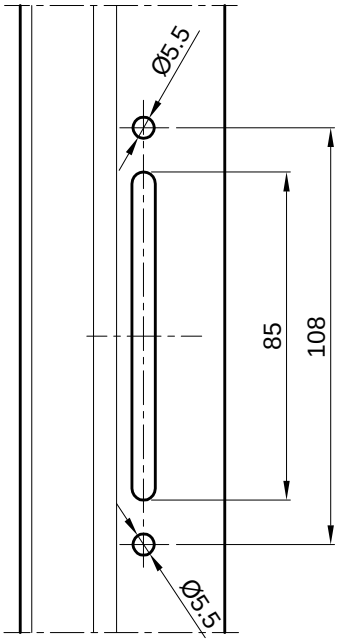


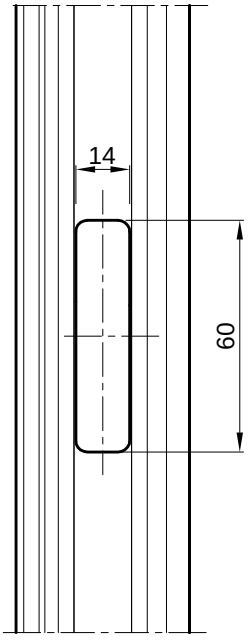


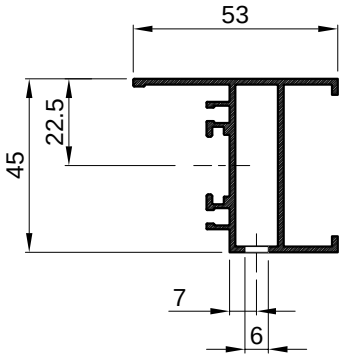
OBRADA PROFILA P45-630 ZA PROZORSKU RUČKU 100.000.xx SA art. 143.013



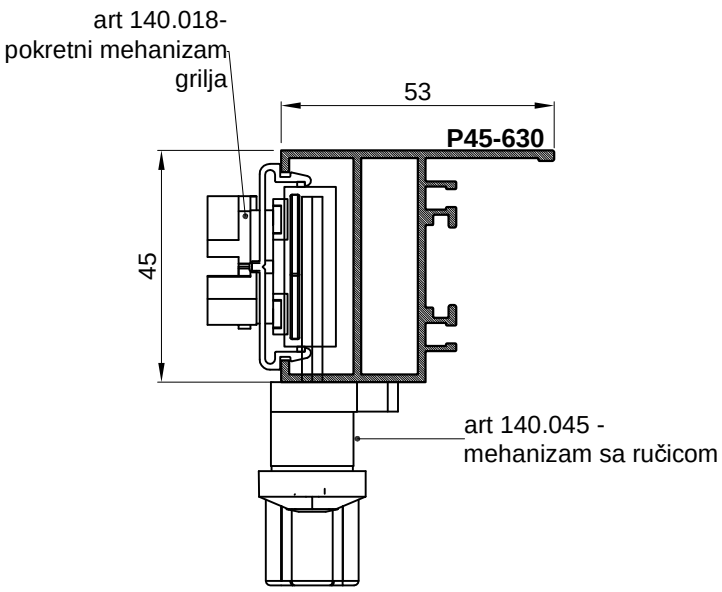


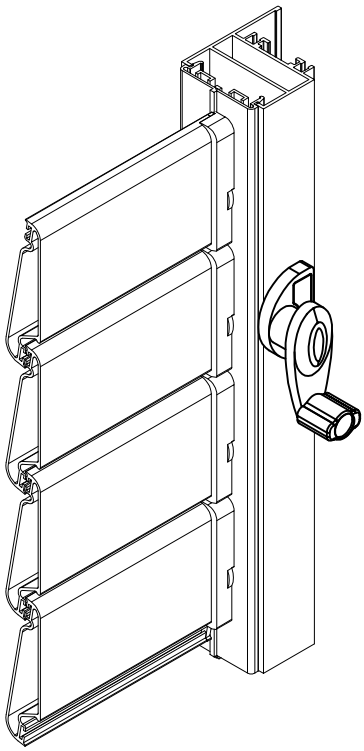




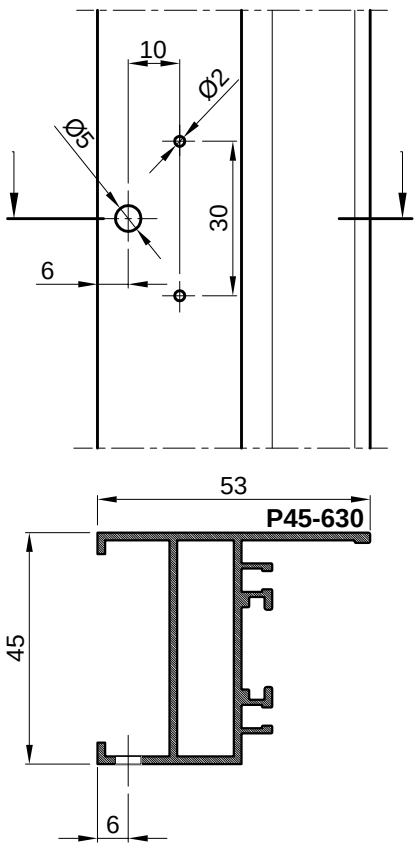


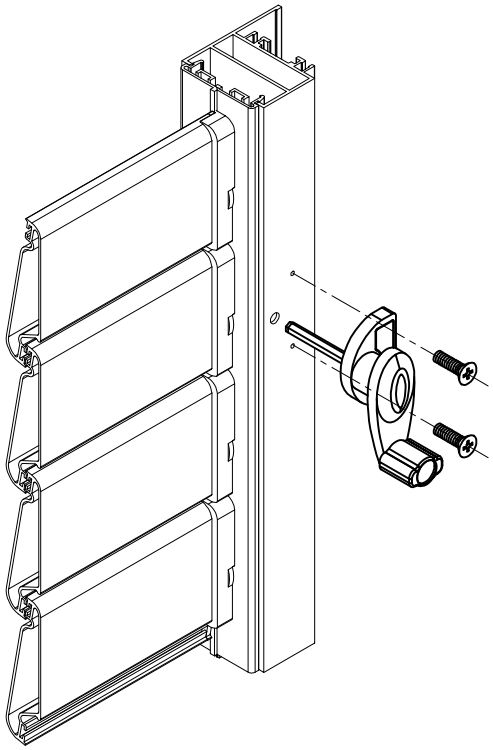
UGRADNJA MEHANIZMA SA RUČICOM (art.140.018) ZA POKRETANJE MAHANIZMA GRILJA (35 mm)

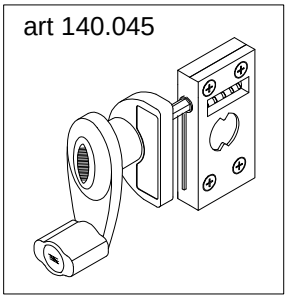




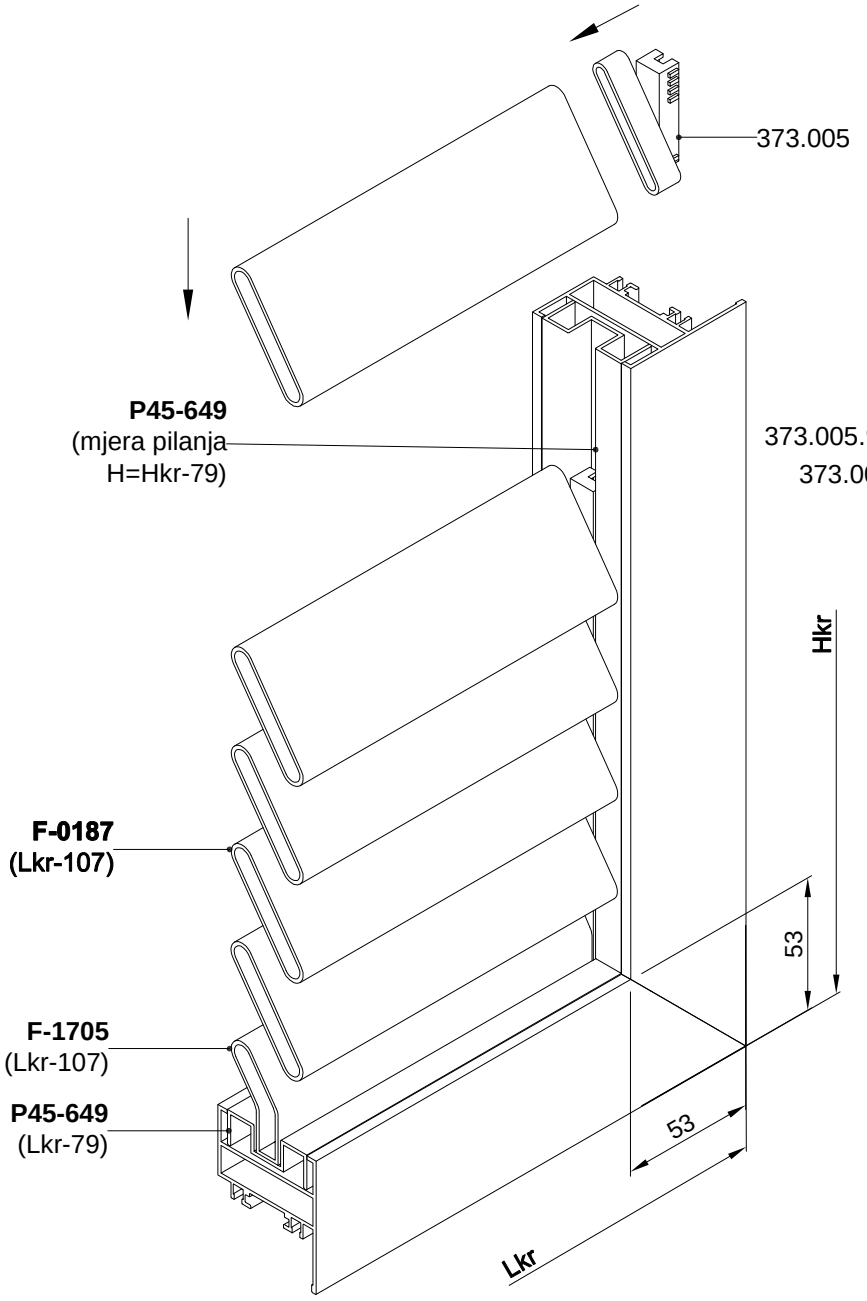
OBRADA ZA UGRADNJU RUČICE

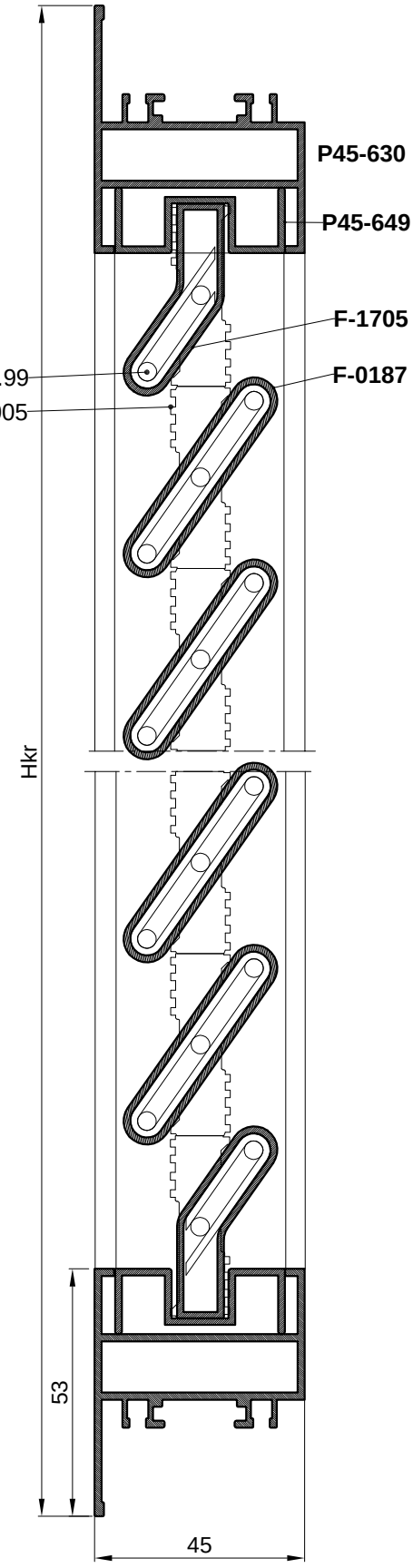






UGRADNJA FIKSNE ISPUNE U KRILO GRILJE



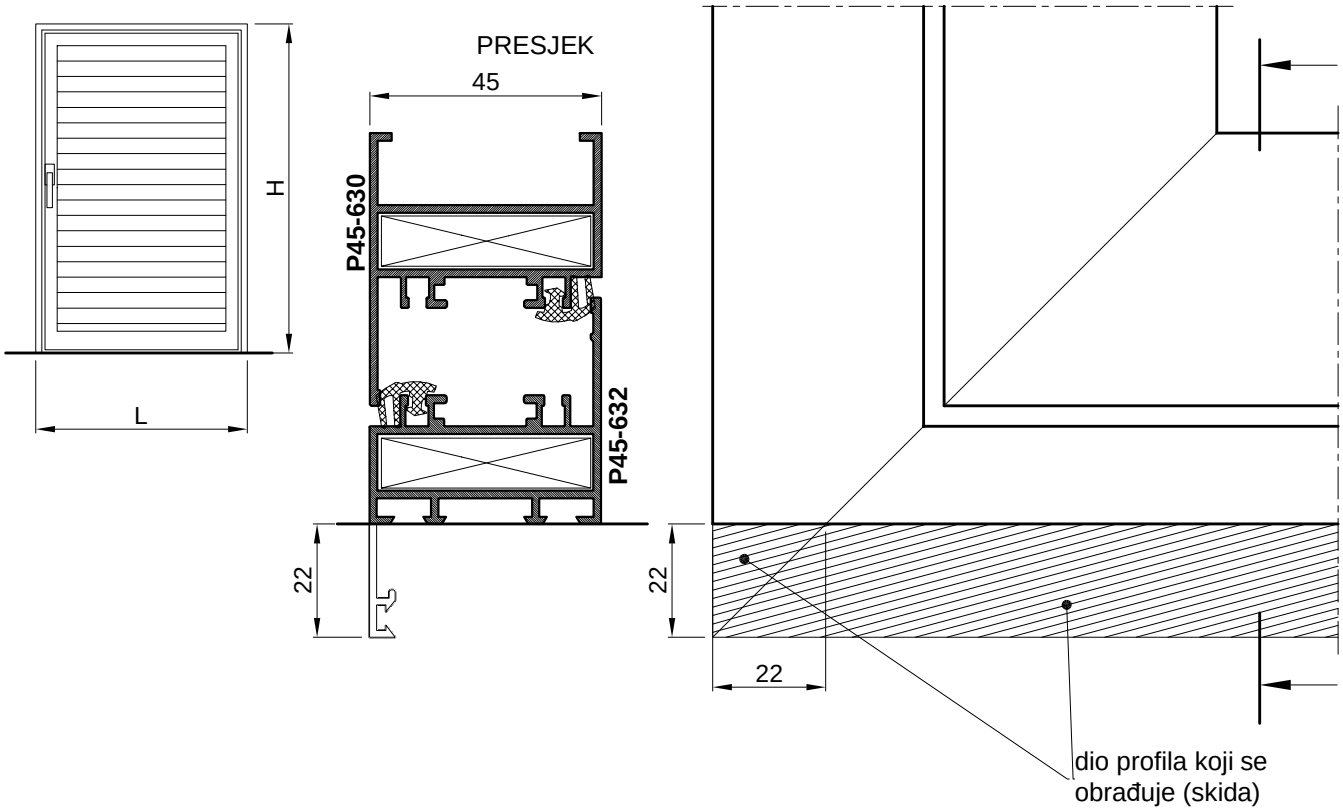


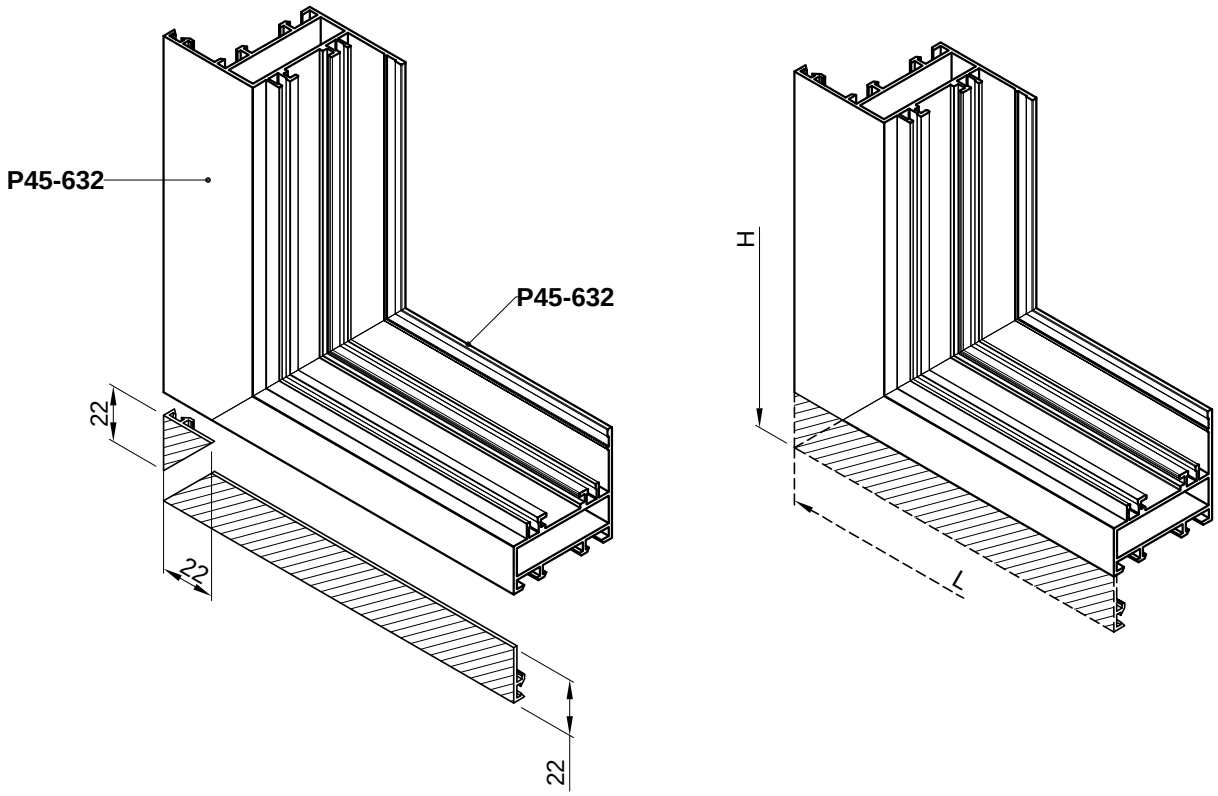
Način ugradnje fiksne ispune u krilo grilje:

1. Na okviru krila grilje skinuti gornji vodoravni pojas krila
2. Umetnuti početni profil P45-649
3. Umetati redom:
   -početni profil F-1705 sa umetcima 373.005.99 (obostrano)
   -profil ispune F-0187 sa umetcima 373.005 (obostrano)
   -završni profil F-1705 sa umetcima 373.005.99 (obostrano)
4. Umetnuti završni profil P45-649 te vratiti vodoravni pojas krila

DETALJ KOD UGRADNJE GRILJE NA PROZOR SA KLUPICOM

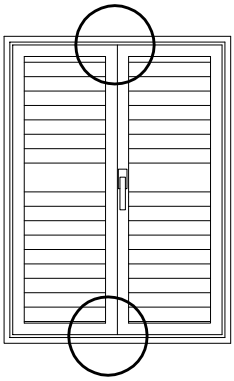
-Obrada donjeg vodoravng pojasa rama - profil P45-632

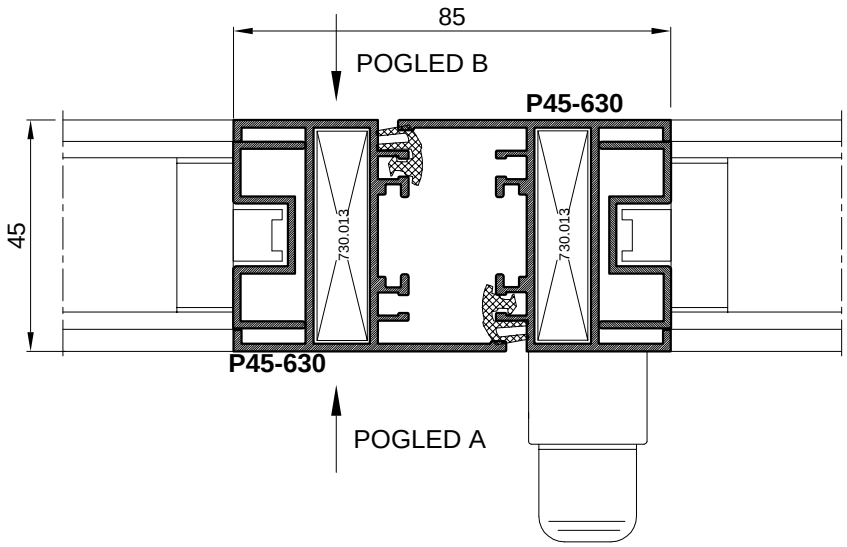


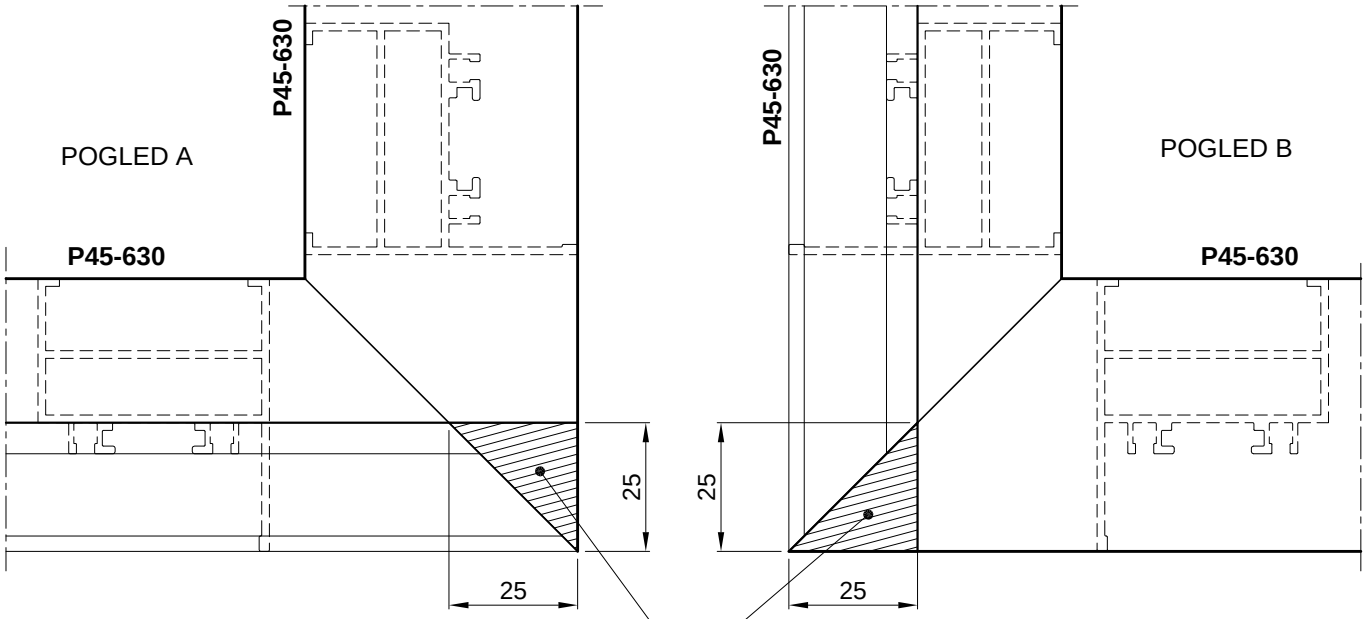


DETALJ KOD DVOKRILNE GRILJE

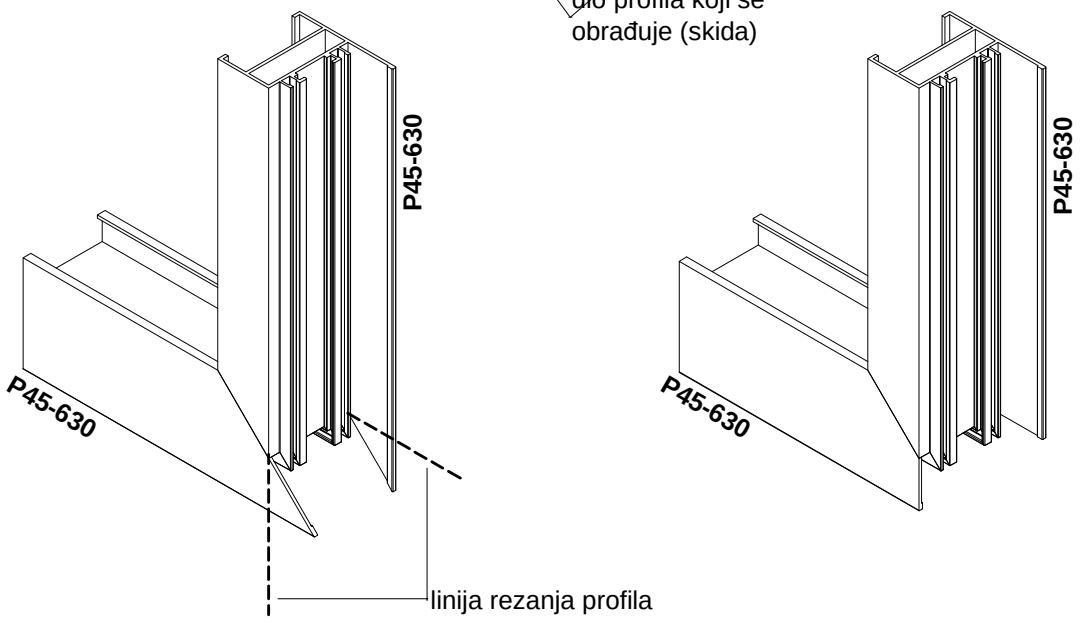
-Obrada donjeg i gornjeg vodoravng pojasa te okomice pomoćnog krila - profil P45-630





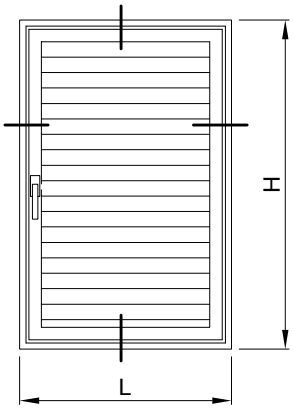


dio profila koji se obrađuje (skida)



linija rezanja profila

Rezne liste
/Grilja G45/



Jednokrilna grilja s pokretnom ispunom P45-631

PROFILI		kom	mjera	pilanje
P45-632	vodoravnica okvira	2	L	45-45
P45-632	okomica okvira	2	H	45-45
P45-630	vodoravnica krila	2	Lkr=L-90	45-45
P45-630	okomica krila	2	Hkr=H-90	45-45
P45-631	lamela	N	Lkr-126	90-90
P45-641	početna lamela	2	Lkr-118	90-90
P45-642	lajsna	2	Lkr-80	90-90
NC-1459	klizač			90-90

OKOVI		kom
730.013	kutnik	8
110.007.xx	šarka	2 (za Hkr<1500 mm); 3(zaHkr>1500)
100.001.xx	ručka	1
143.013	vezni elementi ručke	1
140.045	ručica za pokretanje lamela	Broj lamela N/10
143.001	zapinjač	2
143.003	jednostrani prihvat zapinjača	2
140.019	mehanizam za lamele 35 mm	L+D
370.066	pvc umetak poč. i zav. lamele	2 (par)

BRTVE		kom	mjera
334.001	središnja brtva		2L+2H
344.014	brtva na spoju lamela	N+1	Lkr-125

Broj lamela (P45-631) je N = (Hkr-164) / 54

Primjer:

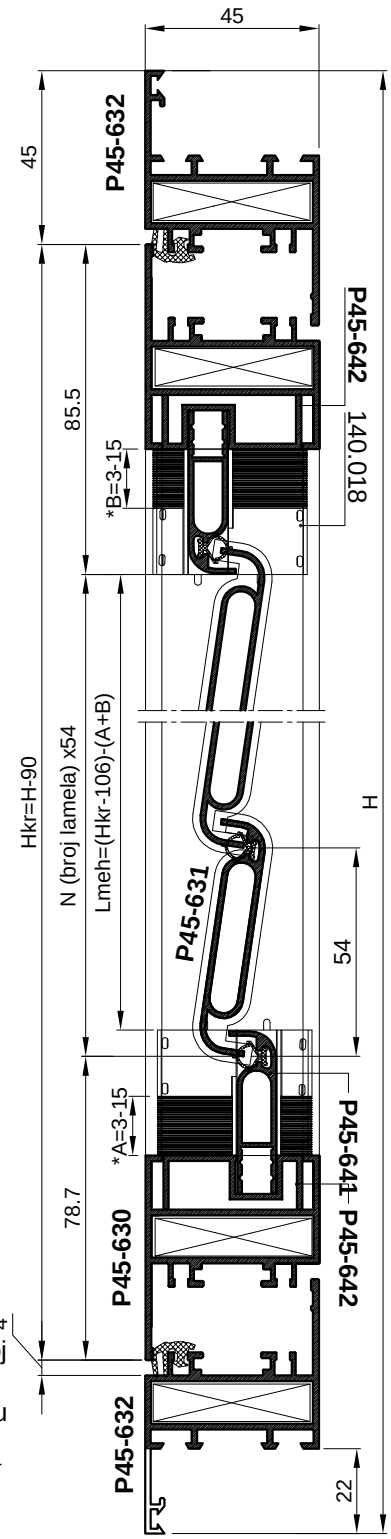
Za mjeru krila Hkr=974 mm, broj lamela je 15 kom; N=(974-164) / 54 = 15 kom

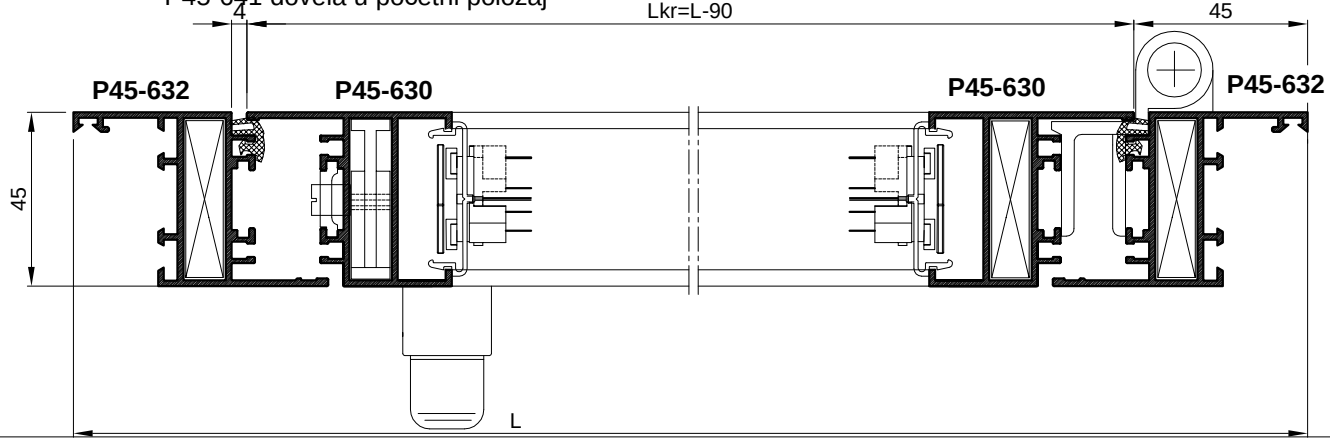
Za mjere visine krila veće ili manje od Hkr=974 za 54 mm, dodaje se ili oduzima broj lamela.

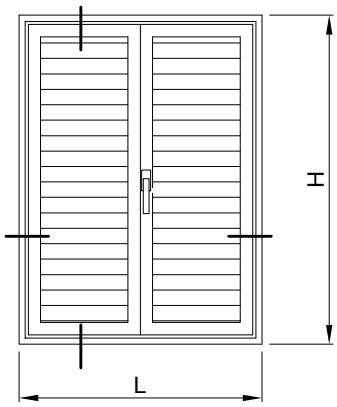
Za mjere visine krila koje odstupaju od ovih vriijednosti treba rezati početnu i završnu lamelu.

Napomena:
*PVC umetak 370.066 odsijeći 12mm kako bi se početna lamela P45-641 dovela u početni položaj

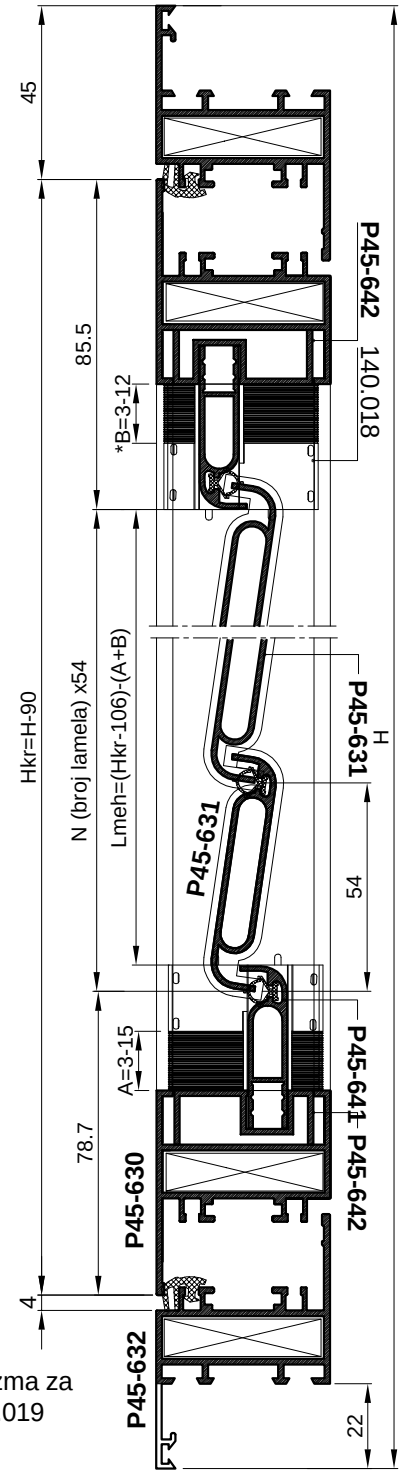
*Mjera pilanja mehanizma za pokretanje lamela 140.019
L_{meh}=(Hkr*-140)-(A+B)







Dvokrilna grilja s
pokretnom ispunom
P45-631



PROFILI		kom	mjera	pilanje
P45-632	vodoravnica okvira	2	L	45-45
P45-632	okomica okvira	2	H	45-45
P45-630	vodoravnica krila	4	L/2-34.5	45-45
P45-630	okomica krila	4	H-90	45-45
P45-631	lamela-(12mm hod)	Nx2	Lkr-126	90-90
P45-641	početna lamela	4	Lkr-118	90-90
P45-642	lajsna	4	Lkr-80	90-90
NC-1459	klizač			90-90

OKOVI		kom
730.013	kutnik	12
110.007.xx	šarka	4 (za Hkr<1500 mm); 6(zaHkr>1500)
100.001.xx	ručka	1
143.013	vezni elementi ručke	1
140.045	ručica za pokretanje lamela	Broj lamela (N/10)x2
143.001	zapinjač	2
143.002	fiksni zapinjač	2
143.003	jednostrani prihvat zapinjača	4
140.019	mehanizam za lamele	(L+D)x2
370.066	pvc umetak poč. i zav. lamele	4 (par)

BRTVE		kom	mjera
334.001	središnja brtva		2L+3H
344.014	brtva na spoju lamela	(N+1)x2	Lkr-125

Broj lamela (P45-631) je $N = (Hkr-164) / 54$

Primjer:

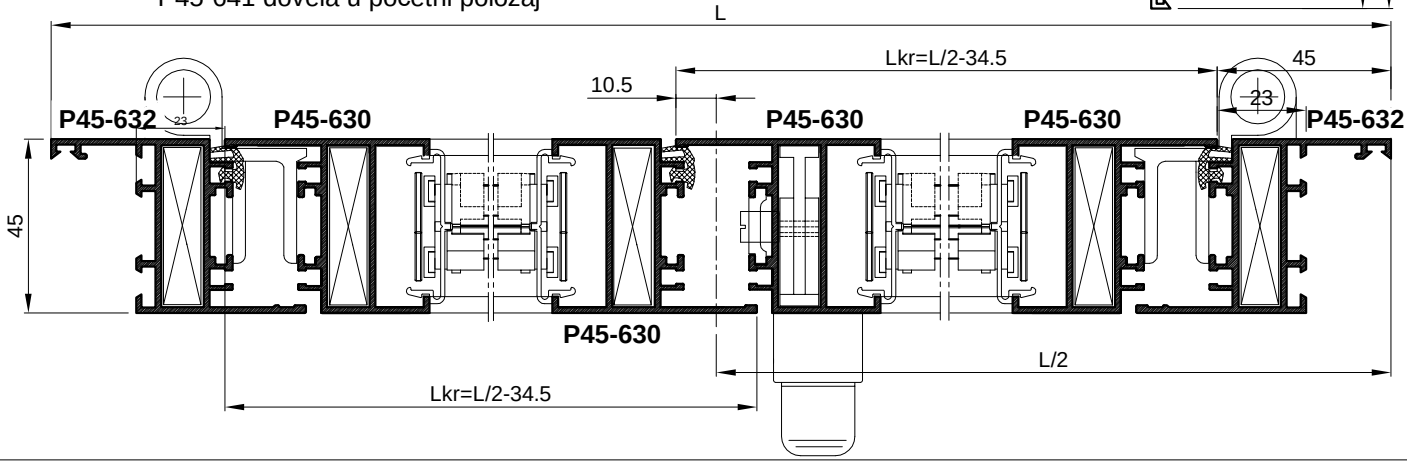
Za mjeru krila Hkr=974 mm, broj lamela je 15 kom; N=(974-164) / 54 = 15 kom

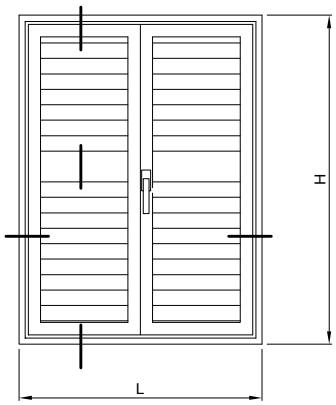
Za mjere visine krila veće ili manje od Hkr=974 za 54 mm, dodaje se ili oduzima broj lamela.

Za mjere visine krila koje odstupaju od ovih vriijednosti treba rezati početnu i završnu lamelu.

Napomena:
*PVC umetak 370.066 odsijeći 12mm kako bi se početna lamela P45-641 dovela u početni položaj

*Mjera pilanja mehanizma za pokretanje lamela 140.019
$L_{meh}=(Hkr^*-140)-(A+B)$



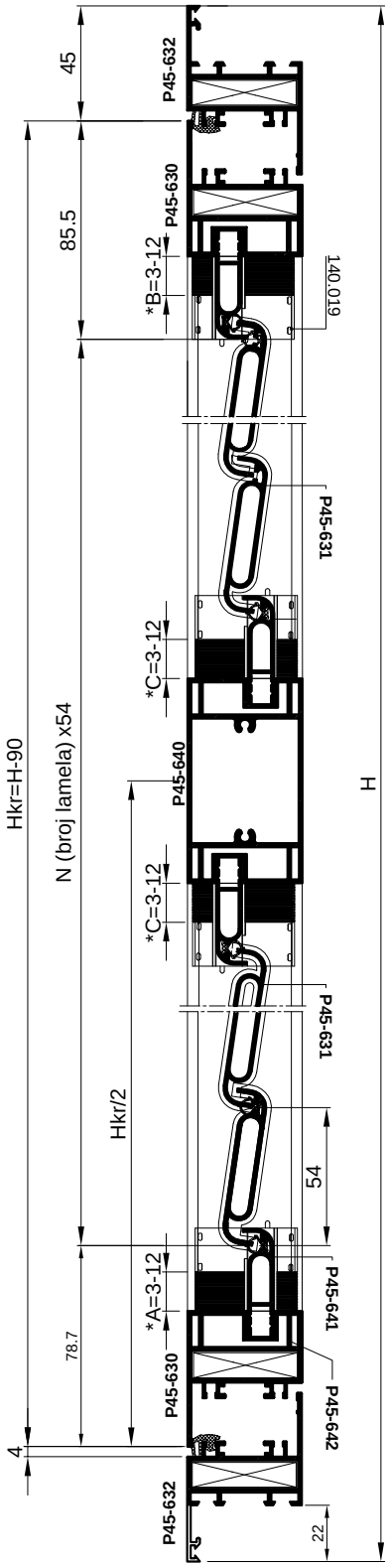


Dvokrilna grilja s
prečkom
i pokretnom ispunom
P45-631

PROFILI		kom	mjera	pilanje
P45-632	vodoravnica okvira	2	L	45-45
P45-632	okomica okvira	2	H	45-45
P45-630	vodoravnica krila	4	L/2-34.5	45-45
P45-630	okomica krila	4	H-90	45-45
P45-631	lamela-(12mm hod)	Nx2	Lkr-126	90-90
P45-641	početna lamela	4	Lkr-118	90-90
P45-642	lajsna	4	Lkr-80	90-90
NC-1459	klizač			90-90
P45-640	prečka	2	Lpr=Lkr-79	90-90

OKOVI		kom
730.013	kutnik	12
110.007.xx	šarka	4 (za Hkr<1500 mm); 6(zaHkr>1500)
100.001.xx	ručka	1
143.013	vezni elementi ručke	1
140.045	ručica za pokretanje lamela	Broj lamela (N/10)x2
143.001	zapinjač	2
143.002	fiksni zapinjač	2
143.003	jednostrani prihvat zapinjača	4
140.019	mehanizam za lamele	(L+D)x2
370.066	pvc umetak poč. i zav. lamele	4 (par)

BRTVE		kom	mjera
334.001	središnja brtva		2L+3H
344.014	brtva na spoju lamela	(N+1)x2	Lkr-125



Broj lamela (P45-631) je $N = (Hkr-164) / 54$

Primjer:

Za mjeru krila Hkr=974 mm, broj lamela je 15 kom; N=(974-164) / 54 = 15 kom

Za mjere visine krila veće ili manje od Hkr=974 za 54 mm, dodaje se ili oduzima broj lamela.

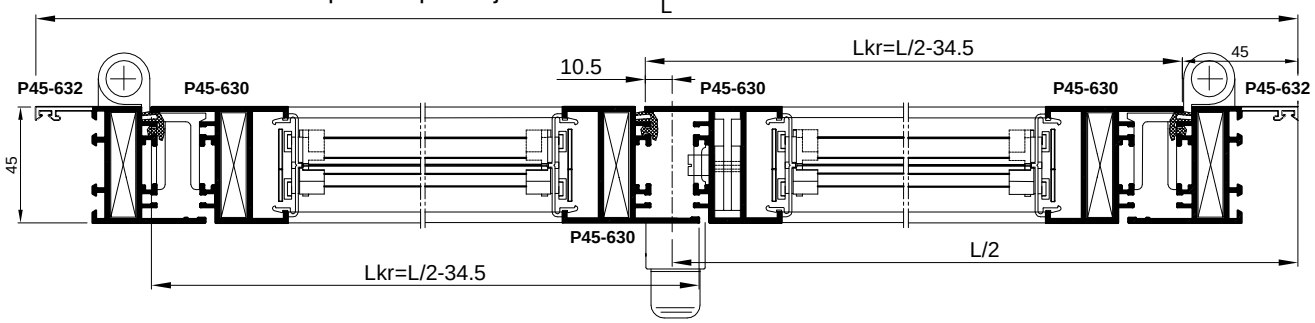
Za mjere visine krila koje odstupaju od ovih vriijednosti treba rezati početnu i završnu lamelu.

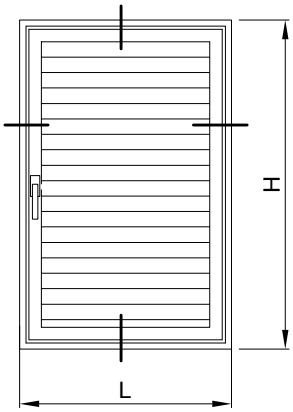
Napomena:
*PVC umetak 370.066 odsijeći 12mm kako bi se početna lamela P45-641 dovela u početni položaj

*Mjera pilanja mehanizma za pokretanje lamela 140.019

$L_{meh1}=(\frac{Hkr}{2}-127)-(A+C)$

$L_{meh2}=(\frac{Hkr}{2}-127)-(A+C)$





Jednokrilna grilja s pokretnom ispunom
D45-074

PROFILI		kom	mjera	pilanje
P45-632	vodoravnica okvira	2	L	45-45
P45-632	okomica okvira	2	H	45-45
P45-630	vodoravnica krila	2	Lkr=L-90	45-45
P45-630	okomica krila	2	Hkr=H-90	45-45
D45-074	lamela	N	Lkr-126	90-90
D45-075	početna lamela	2	Lkr-118	90-90
P45-649	lajsna	2	Lkr-80	90-90
NC-1459	klizač			90-90

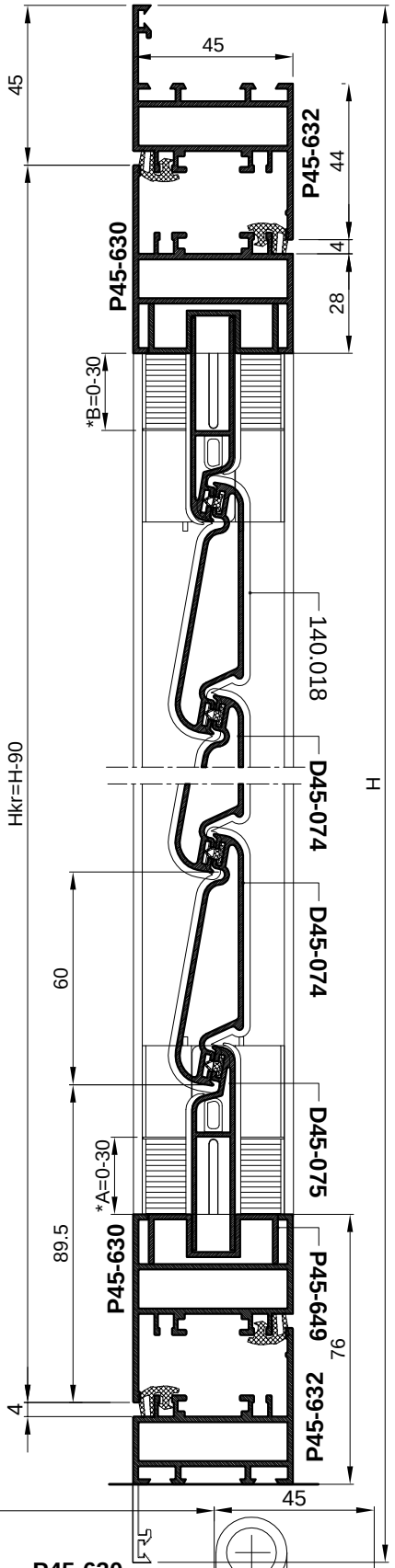
OKOVI		kom
730.013	kutnik	8
110.007.xx	šarka	2 (za Hkr<1500 mm); 3(zaHkr>1500)
100.001.xx	ručka	1
143.013	vezni elementi ručke	1
140.045	ručica za pokretanje lamela	Broj lamela N/10
143.001	zapinjač	2
143.003	jednostrani prihvat zapinjača	2
140.018	mehanizam za lamele 35 mm	L+D
370.073	pvc umetak poč. i zav. lamele	2 (par)
370.074	pvc umetak poč. i zav. lamele	2 (par)

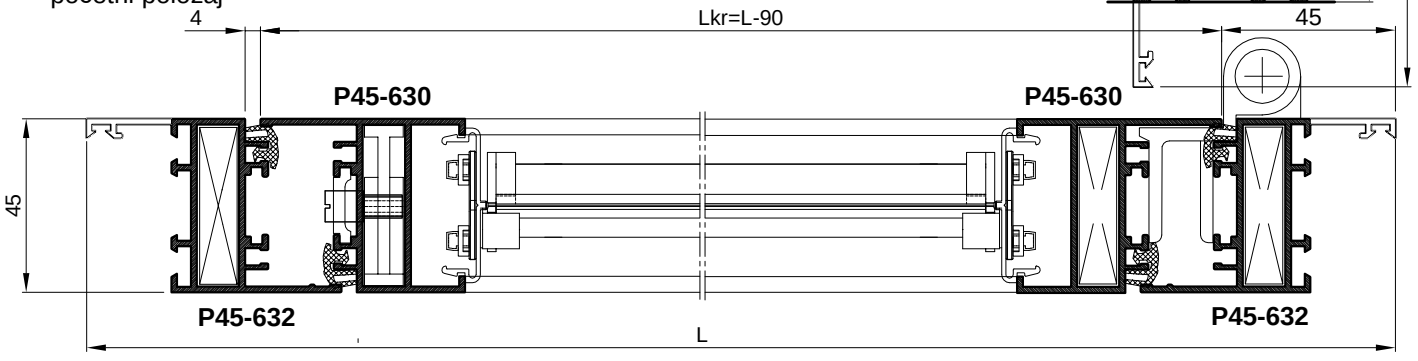
BRTVE		kom	mjera
334.001	središnja brtva		2L+2H
344.014	brtva na spoju lamela	N+1	Lkr-125

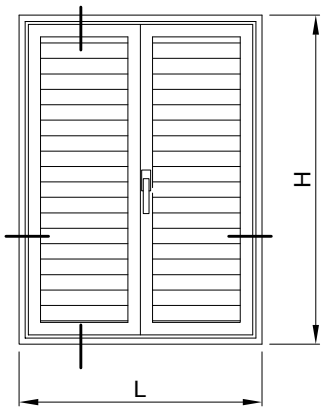
Broj lamela (D45-074) je N = (Hkr-199) / 60
Primjer:
Za mjeru krila Hkr=930 mm, broj lamela je 12 kom; N=(930-199) / 60 = 12 kom
Za mjere visine krila veće ili manje od Hkr=930 za 60 mm, dodaje se ili oduzima broj lamela.
Za mjere visine krila koje odstupaju od ovih vriijednosti treba rezati početnu i završnu lamelu.

Napomena:
*PVC umetak 370.073i 370.074 odsijeći 3mm kako bi se početna lamela D45-075 dovela u početni položaj

*Mjera pilanja mehanizma za pokretanje lamela 140.018
L_{meh}=(Hkr*-154)-(A+B)







Dvokrilna grilja s pokretnom ispunom
D45-074

PROFILI		kom	mjera	pilanje
P45-632	vodoravnica okvira	2	L	45-45
P45-632	okomica okvira	2	H	45-45
P45-630	vodoravnica krila	4	L/2-34.5	45-45
P45-630	okomica krila	4	H-90	45-45
D45-074	lamela	Nx2	Lkr-126	90-90
D45-075	početna lamela	4	Lkr-118	90-90
P45-649	lajsna	4	Lkr-80	90-90
NC-1459	klizač			90-90

OKOVI		kom
730.013	kutnik	12
110.007.xx	šarka	4 (za Hkr<1500 mm); 6(zaHkr>1500)
100.001.xx	ručka	1
143.013	vezni elementi ručke	1
140.045	ručica za pokretanje lamela	Broj lamela (N/10)x2
143.001	zapinjač	2
143.002	fiksni zapinjač	2
143.003	jednostrani prihvat zapinjača	4
140.018	mehanizam za lamele	(L+D)x2
370.073	pvc umetak poč. i zav. lamele	2 (par)
370.074	pvc umetak poč. i zav. lamele	2 (par)

BRTVE		kom	mjera
334.001	središnja brtva		2L+3H
344.014	brtva na spoju lamela	(N+1)x2	Lkr-125

Broj lamela (D45-074) je N = (Hkr-199) / 60

Primjer:

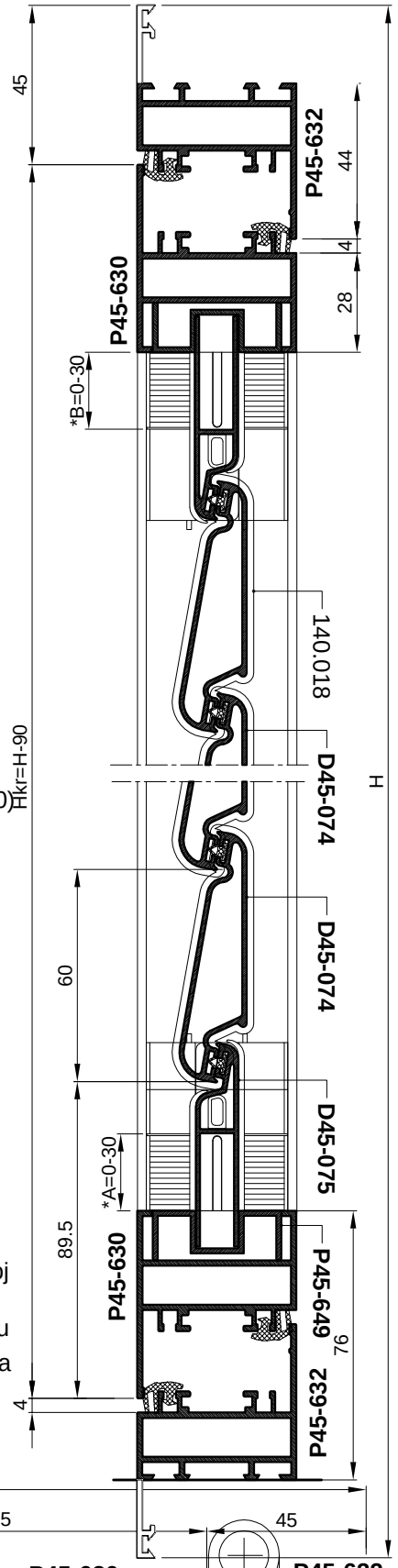
Za mjeru krila Hkr=930 mm, broj lamela je 12 kom; N=(930-199) / 60 = 12 kom

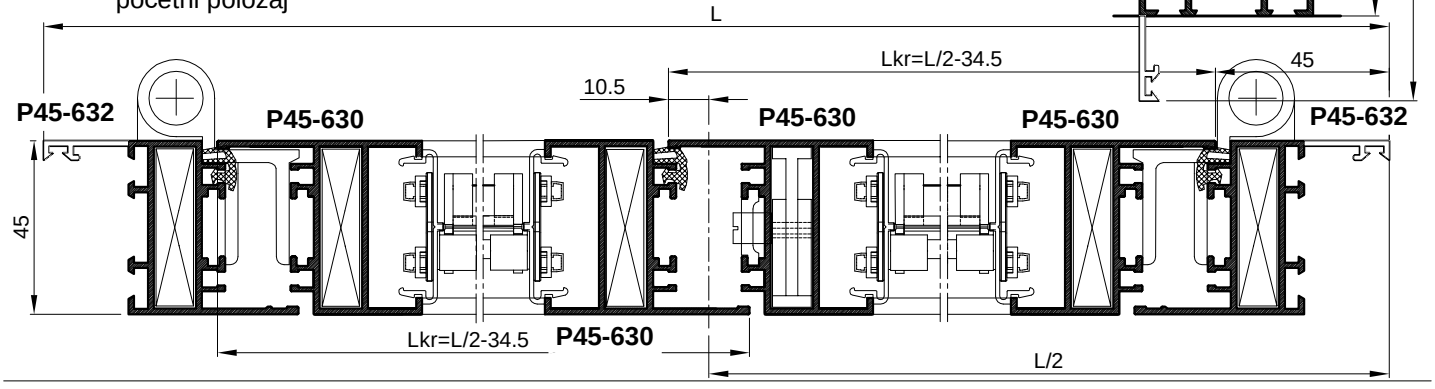
Za mjere visine krila veće ili manje od Hkr=930 za 60 mm, dodaje se ili oduzima broj lamela.

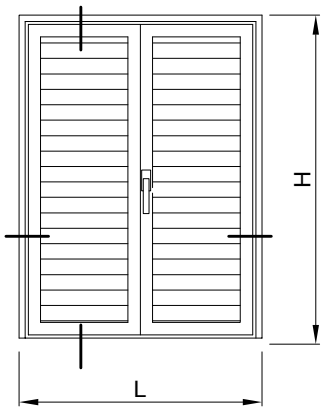
Za mjere visine krila koje odstupaju od ovih vriijednosti treba rezati početnu i završnu lamelu.

Napomena:
*PVC umetak 370.073i 370.074 odsijeći 3mm kako bi se početna lamela D45-075 dovela u početni položaj

*Mjera pilanja mehanizma za pokretanje lamela 140.018
L_{meh}=(Hkr*-154)-(A+B)







Dvokrilna grilja s
pokretnom ispunom
D45-074
Izvedba bez donjeg
pojasa rama

PROFILI		kom	mjera	pilanje
P45-632	vodoravnica okvira	1	L	45-45
P45-632	okomica okvira	2	H	45-90
P45-630	vodoravnica krila	4	L/2-34.5	45-45
P45-630	okomica krila	4	H-50	45-45
D45-074	lamela	Nx2	Lkr-126	90-90
D45-075	početna lamela	4	Lkr-118	90-90
P45-649	lajsna	4	Lkr-80	90-90
NC-1459	klizač			90-90

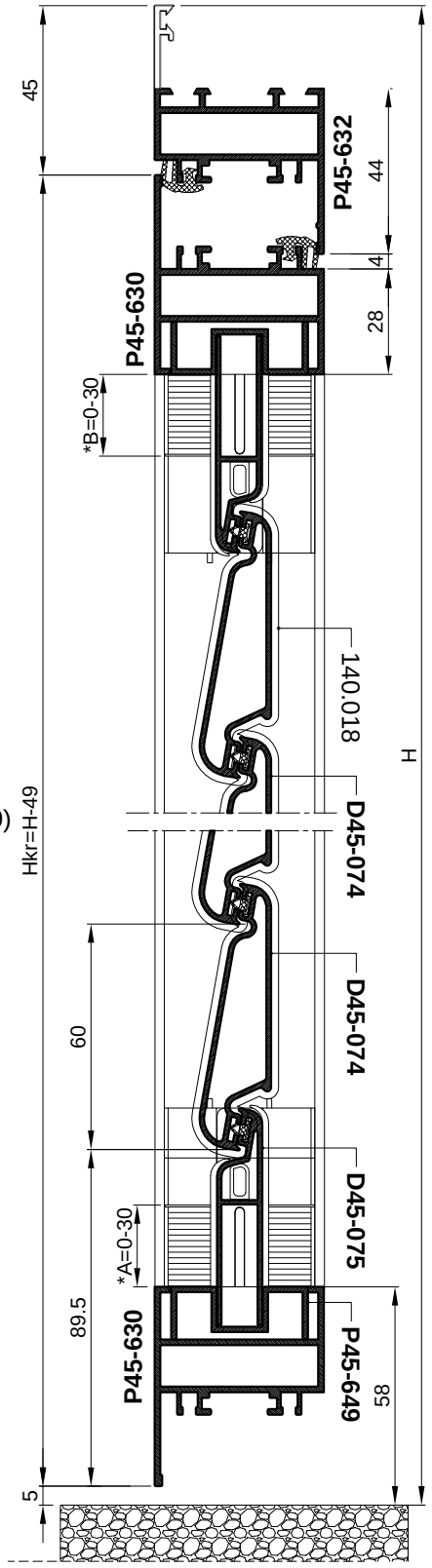
OKOVI		kom
730.013	kutnik	12
110.007.xx	šarka	4 (za Hkr<1500 mm); 6(zaHkr>1500)
100.001.xx	ručka	1
143.013	vezni elementi ručke	1
140.045	ručica za pokretanje lamela	Broj lamela (N/10)x2
143.001	zapinjač	2
143.002	fiksni zapinjač	2
143.003	jednostrani prihvat zapinjača	4
140.018	mehanizam za lamele	(L+D)x2
370.073	pvc umetak poč. i zav. lamele	2 (par)
370.074	pvc umetak poč. i zav. lamele	2 (par)

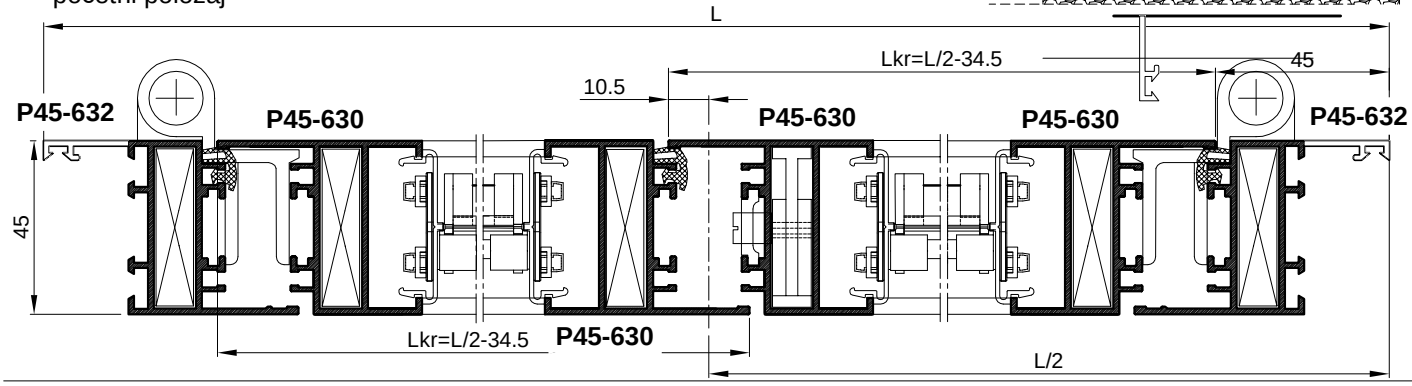
BRTVE		kom	mjera
334.001	središnja brtva		2L+3H
344.014	brtva na spoju lamela	(N+1)x2	Lkr-125

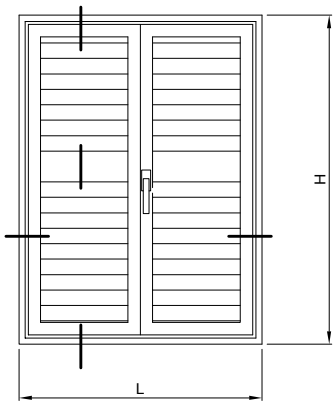
Broj lamela (D45-074) je N = (Hkr-199) / 60
Primjer:
Za mjeru krila Hkr=930 mm, broj lamela je 12 kom; N=(930-199) / 60 = 12 kom
Za mjere visine krila veće ili manje od Hkr=930 za 60 mm, dodaje se ili oduzima broj lamela.
Za mjere visine krila koje odstupaju od ovih vriijednosti treba rezati početnu i završnu lamelu.

Napomena:
*PVC umetak 370.073i 370.074 odsijeći 3mm kako bi se početna lamela D45-075 dovela u početni položaj

*Mjera pilanja mehanizma za pokretanje lamela 140.018
L_{meh}=(Hkr*-154)-(A+B)







Dvokrilna grilja s
prečkom
i pokretnom ispunom
D45-074

PROFILI		kom	mjera	pilanje
P45-632	vodoravnica okvira	2	L	45-45
P45-632	okomica okvira	2	H	45-45
P45-630	vodoravnica krila	4	L/2-34.5	45-45
P45-630	okomica krila	4	H-90	45-45
D45-074	lamela	Nx2	Lkr-126	90-90
D45-075	početna lamela	4	Lkr-118	90-90
P45-649	lajsna	4	Lkr-80	90-90
NC-1459	klizač			90-90
P45-640	prečka	2	Lpr=Lkr-79	90-90

OKOVI		kom
730.013	kutnik	12
110.007.xx	šarka	4 (za Hkr<1500 mm); 6(zaHkr>1500)
100.001.xx	ručka	1
143.013	vezni elementi ručke	1
140.045	ručica za pokretanje lamela	Broj lamela (N/10)x2
143.001	zapinjač	2
143.002	fiksni zapinjač	2
143.003	jednostrani prihvat zapinjača	4
140.018	mehanizam za lamele	(L+D)x2
370.066	pvc umetak poč. i zav. lamele	4 (par)

BRTVE		kom	mjera
334.001	središnja brtva		2L+3H
344.014	brtva na spoju lamela	(N+1)x2	Lkr-125

Broj lamela (D45-074) je $N = (Hkr-385) / 60$

Primjer:

Za mjeru krila Hkr=994 mm, broj lamela je 10 kom; N=(994-385) / 60 = 10 kom

Za mjere visine krila veće ili manje od Hkr=994 za 60 mm, dodaje se ili oduzima broj lamela.

Za mjere visine krila koje odstupaju od ovih vriijednosti treba rezati početnu i završnu lamelu.

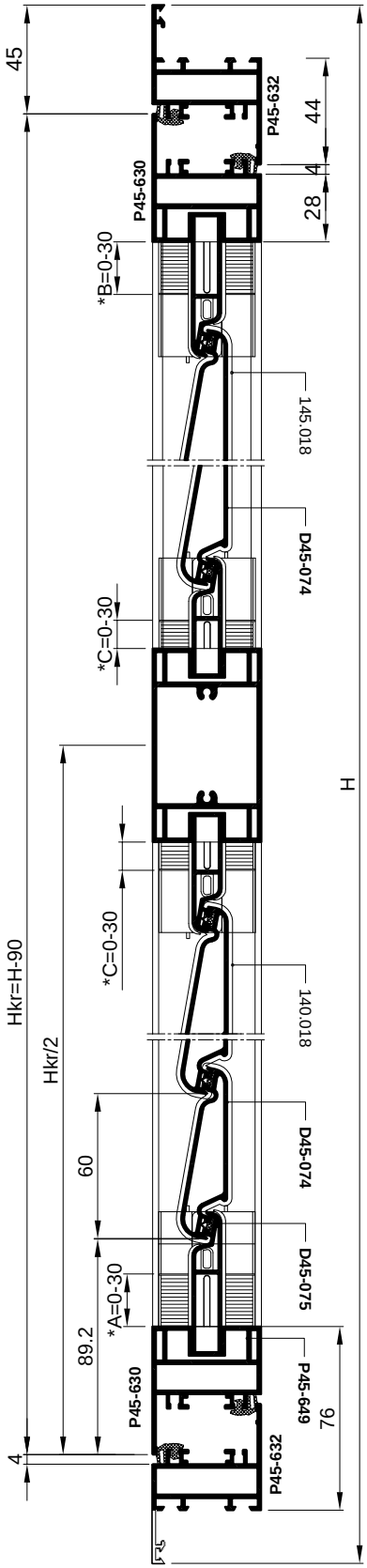
Napomena:

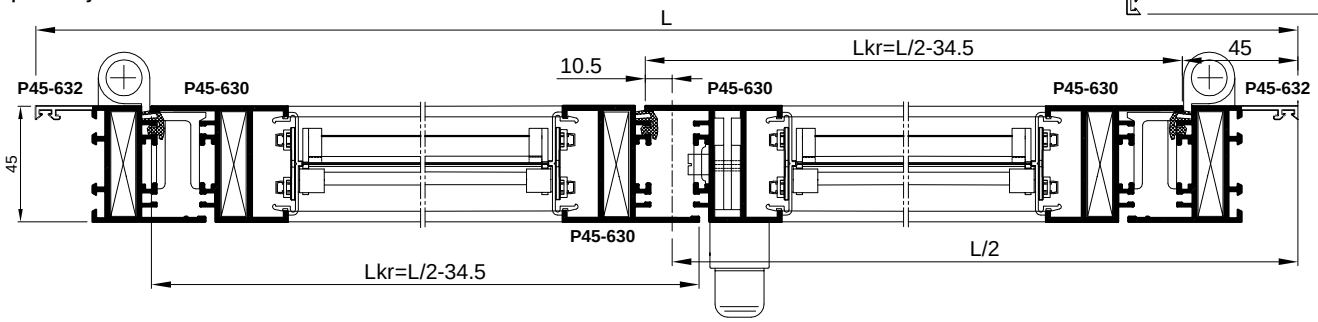
*PVC umetak 370.073 i 370.074 odsijeći 3mm kako bi se početna lamela D45-075 dovela u početni položaj

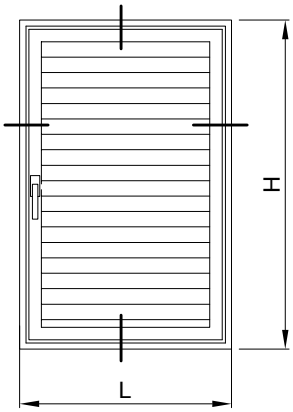
*Mjera pilanja mehanizma za pokretanje lamela 140.018

$L_{meh1}=(\frac{Hkr}{2}-141)-(A+C)$

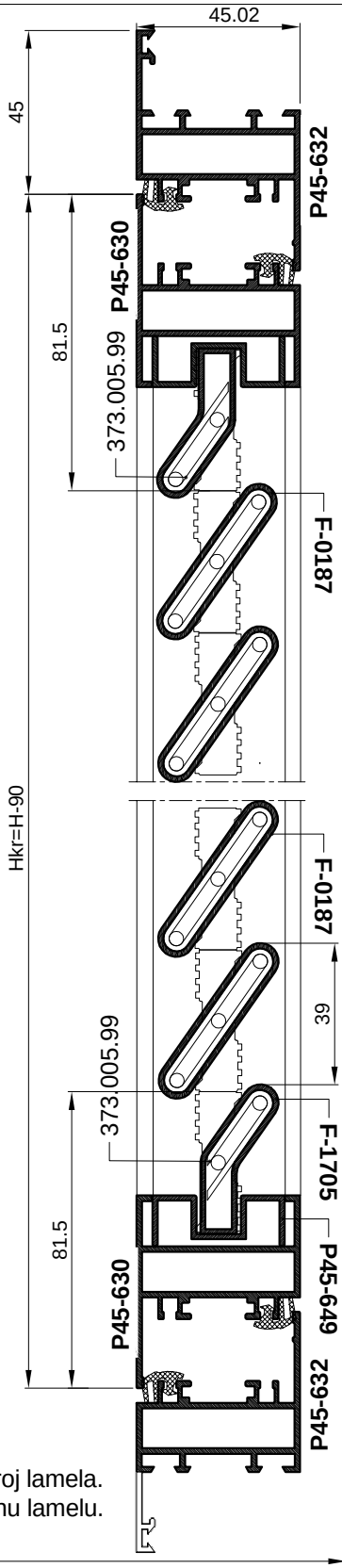
$L_{meh2}=(\frac{Hkr}{2}-141)-(B+C)$







Jednokrilna grilja s
fiksnom ispunom
F-1705

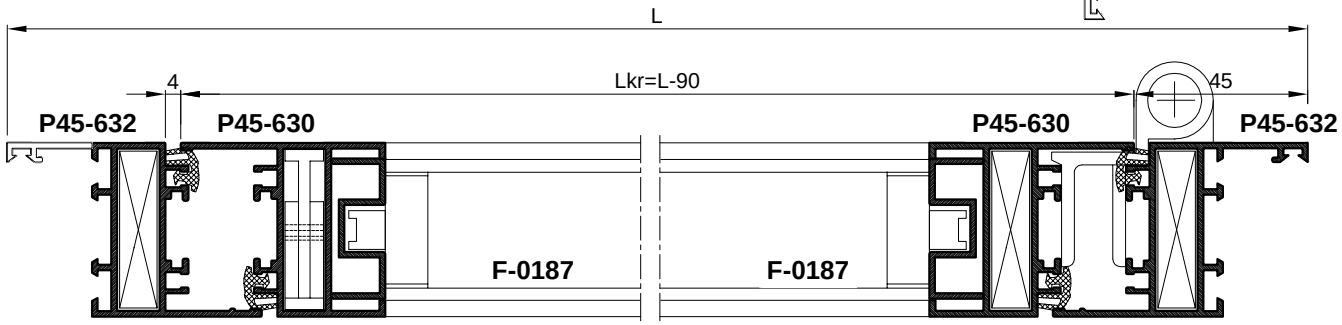


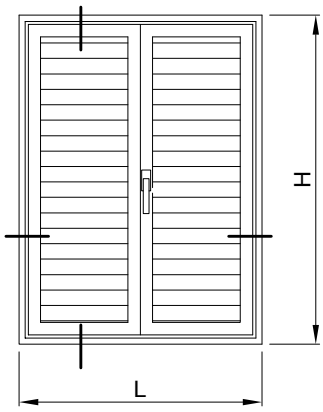
PROFILI		kom	mjera	pilanje
P45-632	vodoravnica okvira	2	L	45-45
P45-632	okomica okvira	2	H	45-45
P45-630	vodoravnica krila	2	Lkr=L-90	45-45
P45-630	okomica krila	2	Hkr=H-90	45-45
F-0187	lamela	N	Lkr-106	90-90
F-1705	početna lamela	2	Lkr-106	90-90
P45-649	lajsna	2	Lkr-80	90-90
NC-1459	klizač			90-90

OKOVI		kom
730.013	kutnik	8
110.007.xx	šarka	2 (za Hkr<1500 mm); 3(zaHkr>1500)
100.001.xx	ručka	1
143.013	vezni elementi ručke	1
143.001	zapinjač	2
143.003	jednostrani prihvat zapinjača	2
373.005.99	pvc umetak poč. i zav. lamele	2 (par)
373.005	pvc umetak za lamele	Nx2

BRTVE		kom	mjera
334.001	središnja brtva		2L+2H
344.014	brtva na spoju lamela	N+1	Lkr-125

Broj lamela (F-1705) je N = (Hkr-163) / 39
Primjer:
Za mjeru krila Hkr=982 mm, broj lamela je 21 kom; N=(982-163) / 39 = 21 kom
Za mjere visine krila veće ili manje od Hkr=982 za 39 mm, dodaje se ili oduzima broj lamela.
Za mjere visine krila koje odstupaju od ovih vriijednosti treba rezati početnu i završnu lamelu.



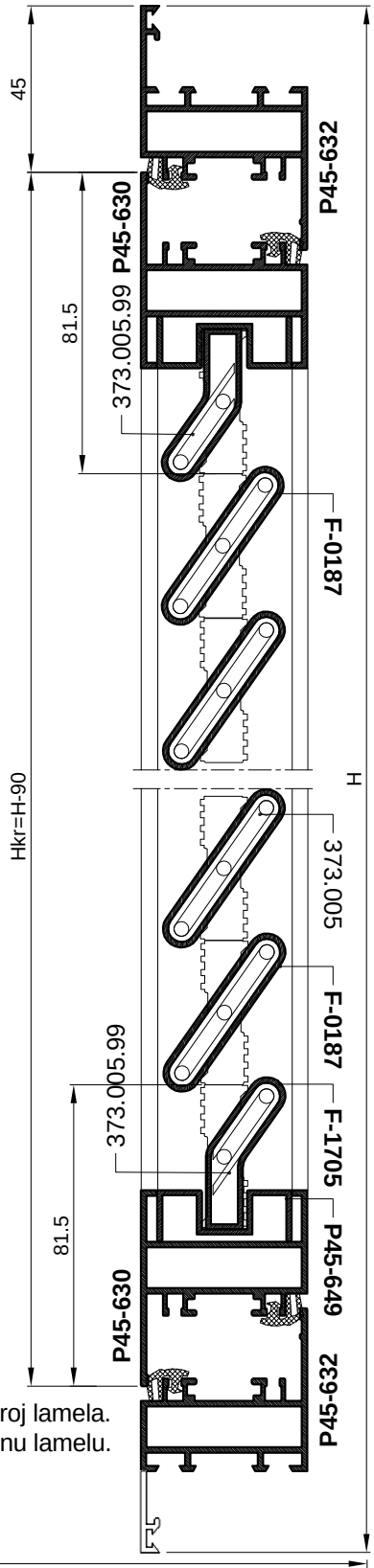


Dvokrilna grilja s
fiksnom ispunom
F-1705

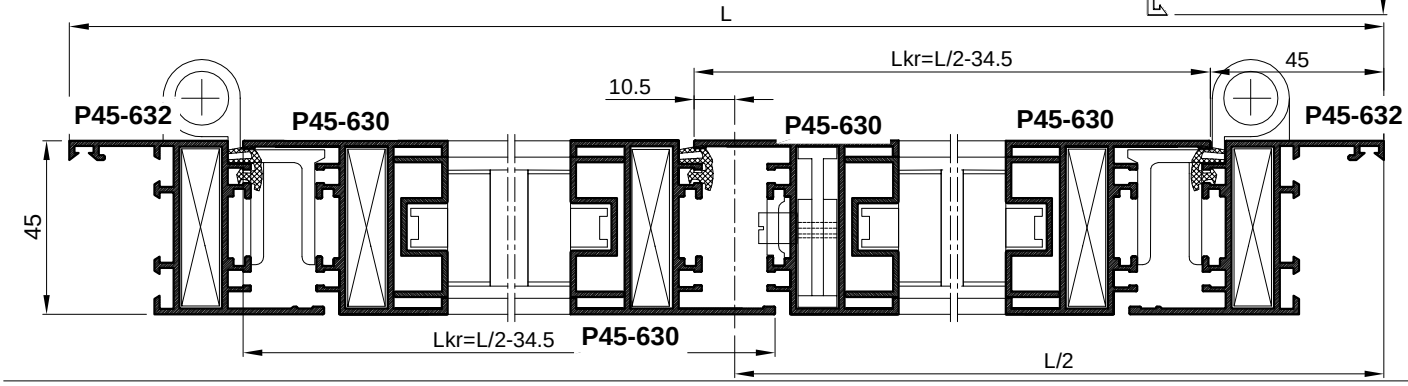
PROFILI		kom	mjera	pilanje
P45-632	vodoravnica okvira	2	L	45-45
P45-632	okomica okvira	2	H	45-45
P45-630	vodoravnica krila	4	L/2-34.5	45-45
P45-630	okomica krila	4	H-90	45-45
F-0187	lamela	Nx2	Lkr-106	90-90
F-1705	početna lamela	4	Lkr-106	90-90
P45-649	lajsna	4	Lkr-80	90-90
NC-1459	klizač			90-90

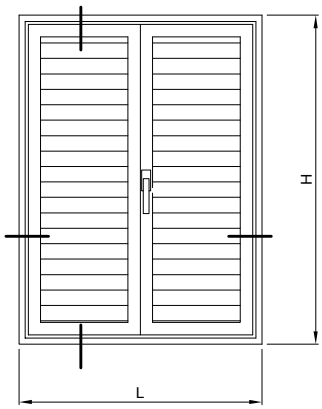
OKOVI		kom
730.013	kutnik	12
110.007.xx	šarka	4 (za Hkr<1500 mm); 6(zaHkr>1500)
100.001.xx	ručka	1
143.013	vezni elementi ručke	1
143.001	zapinjač	2
143.002	fiksni zapinjač	2
143.003	jednostrani prihvat zapinjača	4
373.005.99	pvc umetak poč. i zav. lamele	2 (par)
373.005	pvc umetak za lamele	Nx2

BRTVE		kom	mjera
334.001	središnja brtva		2L+3H
344.014	brtva na spoju lamela	(N+1)x2	Lkr-125



Broj lamela (F-1705) je N = (Hkr-163) / 39
Primjer:
Za mjeru krila Hkr=982 mm, broj lamela je 21 kom; N=(982-163) / 39 = 21 kom
Za mjere visine krila veće ili manje od Hkr=982 za 39 mm, dodaje se ili oduzima broj lamela.
Za mjere visine krila koje odstupaju od ovih vriijednosti treba rezati početnu i završnu lamelu.

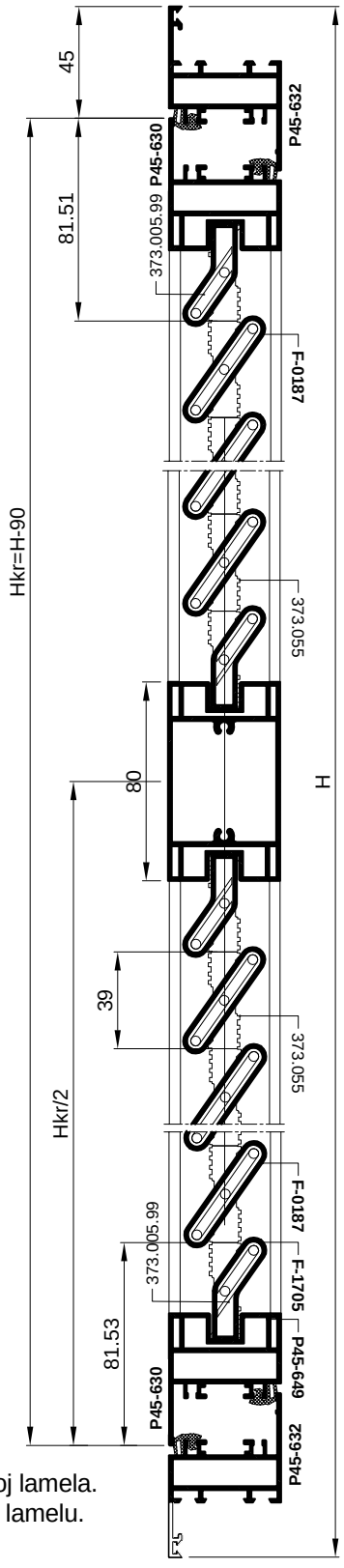




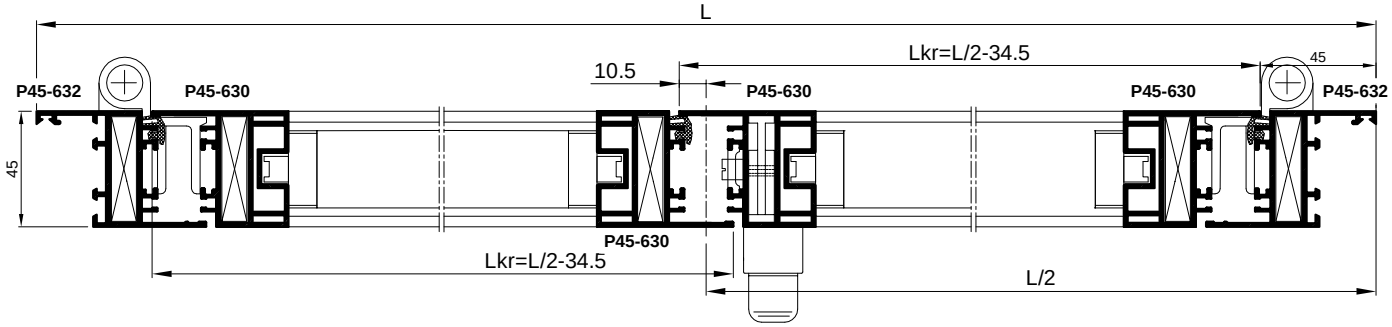
PROFILI		kom	mjera	pilanje
P45-632	vodoravnica okvira	2	L	45-45
P45-632	okomica okvira	2	H	45-45
P45-630	vodoravnica krila	4	L/2-34.5	45-45
P45-630	okomica krila	4	H-90	45-45
F-0187	lamela	Nx2	Lkr-106	90-90
F-1705	početna lamela	4	Lkr-106	90-90
P45-649	lajsna	4	Lkr-80	90-90
NC-1459	klizač			90-90

OKOVI		kom
730.013	kutnik	12
110.007.xx	šarka	4 (za Hkr<1500 mm); 6(zaHkr>1500)
100.001.xx	ručka	1
143.013	vezni elementi ručke	1
143.001	zapinjač	2
143.002	fiksni zapinjač	2
143.003	jednostrani prihvat zapinjača	4
373.005.99	pvc umetak poč. i zav. lamele	2 (par)
373.005	pvc umetak za lamele	Nx2

BRTVE		kom	mjera
334.001	središnja brtva		2L+3H
344.014	brtva na spoju lamela	(N+1)x2	Lkr-125



Broj lamela (F-1705) je N = (Hkr-163) / 39
Primjer:
Za mjeru krila Hkr=1002 mm, broj lamela je 18 kom; N=(1002-300) / 39 =18 kom
Za mjere visine krila veće ili manje od Hkr=1002 za 39 mm, dodaje se ili oduzima broj lamela.
Za mjere visine krila koje odstupaju od ovih vriijednosti treba rezati početnu i završnu lamelu.



FEAL

Skenirajte QR kod i registrirajte se na partner.feal.ba

Scan the QR code and register on partner.feal.ba

GRILJE FEAL

Travanj 2026. / *April 2026*

FEAL d.o.o.
Trnska cesta 146
88220 Široki Brijeg
Bosna i Hercegovina
Tel. +387 39 704-269; 705-807; 705-636
Fax. +387 39 704-358
info@feal.ba
www.feal.ba